



HAL
open science

The saturn ring effect in nematic liquid crystals with external field: effective energy and hysteresis

François Alouges, Antonin Chambolle, Dominik Stantejsky

► **To cite this version:**

François Alouges, Antonin Chambolle, Dominik Stantejsky. The saturn ring effect in nematic liquid crystals with external field: effective energy and hysteresis. 2020. hal-02571060v1

HAL Id: hal-02571060

<https://hal.science/hal-02571060v1>

Preprint submitted on 12 May 2020 (v1), last revised 17 Sep 2021 (v2)

HAL is a multi-disciplinary open access archive for the deposit and dissemination of scientific research documents, whether they are published or not. The documents may come from teaching and research institutions in France or abroad, or from public or private research centers.

L'archive ouverte pluridisciplinaire **HAL**, est destinée au dépôt et à la diffusion de documents scientifiques de niveau recherche, publiés ou non, émanant des établissements d'enseignement et de recherche français ou étrangers, des laboratoires publics ou privés.

The saturn ring effect in nematic liquid crystals with external field: effective energy and hysteresis

François Alouges¹, Antonin Chambolle¹, and Dominik Stantejsky¹

¹Centre de Mathématiques Appliquées, UMR CNRS 7641, École Polytechnique, IP-Paris
91128 Palaiseau Cedex, France

May 12, 2020

Abstract

In this work we consider the Landau-de Gennes model for liquid crystals with an external electromagnetic field to model the occurrence of the saturn ring effect under the assumption of rotational equivariance. After a rescaling of the energy, a variational limit is derived. Our analysis relies on precise estimates around the singularities and the study of a radial auxiliary problem in regions, where a continuous director field exists. Studying the limit problem, we explain the transition between the dipole and saturn ring configuration and the occurrence of a hysteresis phenomenon, giving a rigorous explanation of what was conjectured previously by [H. Stark, Eur. Phys. J. B 10, 311–321 (1999)].

Keywords: Calculus of variations, liquid crystals, Landau-de Gennes model, hysteresis
MSC2020: 35B40, 35J50, 49J45, 49S05, 76A15

Introduction

Liquid crystals represent a type of matter with properties intermediate between liquids and crystalline solids. They can be thought of as rod like molecules whose positional and orientational order may vary within space, time and parameters such as temperature. For a general and complete introduction, we refer to [5, 23]. Depending on the alignment of the molecules and its symmetries, liquid crystals are generally divided into nematic, smectic and cholesteric. Due to their unique properties, liquid crystals exhibit remarkable structures and applications, see for example [31, 33, 37].

From a mathematical point of view, several models have been introduced to study the phenomena arising from liquid crystals [9]. Roughly speaking, the Oseen-Frank model describes liquid crystals by a unit vector field \mathbf{n} , that represents the direction of the molecules. A peculiarity is, that in practice we do not distinguish between \mathbf{n} and $-\mathbf{n}$, so that \mathbf{n} should rather take values in a projective space $\mathbb{R}P^2$ to avoid problems with orientability. In order to represent local averages of the directions \mathbf{n} of the molecules, one gets an additional degree of freedom. Models describing the liquid crystal with such a variable include e.g. the Ericksen model. The

Landau-de Gennes model goes one step further by using the idea to describe the arrangement of a liquid crystal by a probability distribution ρ on the sphere of directions, taking into account that opposite points have the same probability. Then the first moment vanishes and the (shifted) second moment Q is a symmetric traceless tensor, which is used to model ρ . This allows to incorporate both the Oseen-Frank and Ericksen model into the one of Landau and de Gennes. A more detailed introduction to the various models and even for more refined generalizations of the Landau-de Gennes model, e.g. the Onsager model or Maier-Saupe model, can be found in [8, 42]. For the challenges and a comparison of the mentioned descriptions, see [10, 11, 12, 17, 38]. In general, it is difficult to give precise descriptions of minimizers of the energy functionals associated with one of the models explicitly, except in some very special cases such as in [44] or for the radial hedgehog solution in [34].

Mathematically speaking, liquid crystal theory shares several techniques and results with other subjects, for example the Ginzburg-Landau model in micromagnetics, [15, 27, 30]. Also parts of the description, such as function spaces [7] and liftings [29, 35], Q -tensors [16, 36], the formation of topological singularities [41] or similar energy functionals [22, 39] are of interest in a more abstract setting.

One interesting pattern one can observe in liquid crystals is the so called "saturn ring" effect. Under certain circumstances the defect structure forming in order to balance a topological charge on the surface of an immersed object in liquid crystals, takes the form of a ring around the particle, see [1, 2, 28, 37]. Also more exotic structures such as knots are possible, we refer to [37] for an overview. In addition, an electromagnetic field can be used to manipulate the occurrence of a saturn ring. While this is known in physics for several years [4, 24, 25, 26, 43], there are only few mathematical results [3]. Starting from the Landau-de Gennes model, we have to find a minimizer of the energy

$$\mathcal{E}_{\eta,\xi}(Q) = \int_{\Omega} \frac{1}{2} |\nabla Q|^2 + \frac{1}{\xi^2} f(Q) + \frac{1}{\eta^2} g(Q) \, dx$$

under suitable anchoring boundary conditions. Here Ω is the region filled with the liquid crystal, in our case we consider $\Omega = \mathbb{R}^3 \setminus B_1(0)$. The Dirichlet term models elastic forces, while f incorporates bulk forces. The parameter ξ describes the ratio between elastic and bulk forces. We are going to consider the limit of a vanishing elastic constant, i.e. ξ will converge to zero. The effect of an external electromagnetic field is described by the function g , with the parameter η coupling the field to elastic and bulk forces. We are also going to take the limit $\eta \rightarrow 0$. To complete our model, we impose a strong anchoring boundary condition on $\partial\Omega$ that corresponds to a radial director field $\mathbf{n} = \mathbf{e}_r$. With ξ and η converging to zero, we can consider different regimes regarding the relative speed of convergence of both parameters.

1. The case of strong fields $\eta |\ln(\xi)| \ll 1$, where we expect to observe a saturn ring was treated in [3].
2. The case $\eta |\ln(\xi)| \sim 1$, where the transition between dipole and saturn ring takes place is precisely the purpose of this paper.

Our work is organized as follows. In the first section we define the different parts of the energy carefully, establish fundamental properties and discuss their effects in the minimizing process.

The second section contains the rescaling and states our main theorem, a Γ -convergence result in a sense that will be precised later. We will prove, that in the limit $\eta, \xi \rightarrow 0$ in our regime and under the assumption of rotational equivariance, the model reduces to a simple energy stated on the surface of the sphere $\mathbb{S}^2 = \partial\Omega$. More precisely

$$\mathcal{E}_0(F) = \sqrt[4]{24}s_* \int_F (1 - \cos(\theta)) \, d\omega + \sqrt[4]{24}s_* \int_{F^c} (1 + \cos(\theta)) \, d\omega + \frac{\pi}{2} s_*^2 \beta |D\chi_F|(\mathbb{S}^2),$$

where $s_* > 0$ is a parameter depending on f and $F \subset \mathbb{S}^2$ is a set of finite perimeter that can be seen as the projection of the region, in which a lifting of Q from $\mathbb{R}P^2$ to \mathbb{S}^2 exists and the orientation at infinity agrees with the outward normal of ∂B_1 . In the same spirit, F^c stands for the region, where the lifting has the opposite orientation. In the above expression θ stands for the angle between a point ω on the sphere and \mathbf{e}_3 . We see the latter perimeter term as representation of a defect line. It tells us that switching from one orientation to the other comes with a cost, depending on the balance between the forces (modelled by β), the length of \mathbf{n} which is related to s_* and the length of the defect line. This is the result we are going to prove in the next two sections.

Section three is divided into three parts: We first show that the energy bound implies the existence of only a finite number of singularities if we are at some distance from the \mathbf{e}_3 -axis. The main idea will be to replace our functions $Q_{\eta,\xi}$ by the minimizers of approximate problems and then use the higher regularity to derive a lower bound on the energy cost of a singularity. The energy bound then implies that in fact only finitely many singularities can occur. Next, we provide asymptotically exact lower bounds for the energy near those singularities. Then, the radial auxiliary problem is introduced. Given a ray from the surface $\partial\Omega$ to infinity such that $Q_{\eta,\xi}$ is close to being uniaxial, we can explicitly calculate the energy necessary to turn along the ray from our boundary conditions to the preferred configuration parallel to the external field in $\pm\mathbf{e}_3$ -direction. Combining the results, we are able to prove the lower bound part of the main theorem.

The construction for the recovery sequence is made in section four. We use our knowledge about the interplay of the three parts of the energy to define approximate regions for the singularities and the uniaxial part. Here we profit from the exact formula of the optimal profile from the radial auxiliary problem.

The remaining section deals with the limit energy. We calculate the minimizers (depending on β) and compare their energy with that of a dipole and a saturn ring at the same β -value. We find that by varying β a hysteresis phenomenon occurs. Our findings rigorously explain physical experiments and known numerical simulations [32, 40].

1 Definitions and preliminaries

We start this section by giving precise definitions for the functions and quantities mentioned in the introduction, namely the bulk and magnetic terms that involve the functions f and g .

Definition 1.1. *We denote by Sym_0 the space of symmetric matrices with vanishing trace*

$$\text{Sym}_0 := \{Q \in \mathbb{R}^{3 \times 3} : Q^\top = Q, \text{tr}(Q) = 0\},$$

equipped with the norm $|Q| = \sqrt{\text{tr}(Q^2)}$. Furthermore, for $a, b, c > 0$ we define

$$f(Q) = C - \frac{a}{2}\text{tr}(Q^2) - \frac{b}{3}\text{tr}(Q^3) + \frac{c}{4}(\text{tr}(Q^2))^2 \quad (1)$$

and

$$g(Q) = \begin{cases} \sqrt{\frac{2}{3}} - \frac{Q_{33}}{|Q|} & Q \in \text{Sym}_0 \setminus \{0\} \\ 0 & Q = 0 \end{cases}. \quad (2)$$

As we stated in the introduction, the definition of Sym_0 is motivated by the second order moment of a probability distribution ρ on a sphere. The symmetry between $\pm \mathbf{n}$ reads $\rho(\mathbf{n}) = \rho(-\mathbf{n})$ for all $\mathbf{n} \in \mathbb{S}^2$, i.e. the expectation value of \mathbf{n} vanishes, $\int_{\mathbb{S}^2} \mathbf{n} \, d\rho = 0$. The second moment $\int_{\mathbb{S}^2} \mathbf{n} \otimes \mathbf{n} \, d\rho$ is symmetric and has trace 1. From this we subtract the second moment of a uniform distribution on \mathbb{S}^2 , i.e. $\bar{\rho} = \frac{1}{4\pi}$ to get the symmetric and traceless tensor Q .

The specific form of the function f comes from the requirement of being invariant under rotations. Indeed, assuming a polynomial function f and demanding frame indifference for the bulk energy (and of course for the elastic energy) we find that f has to satisfy $f(Q) = f(R^\top Q R)$ for all $R \in O(3)$. This implies that f is the linear combination of $\text{tr}(Q^2)$, $\text{tr}(Q^3)$, $(\text{tr}(Q^2))^2$, $\text{tr}(Q^2)\text{tr}(Q^3)$, $\text{tr}(Q^2)^2$, $\text{tr}(Q^3)^2$, etc (see [8, Lemma 3]). It is convenient to consider only the first three terms although one could in principle add more. Another possible generalization is to consider f to be dependent on the temperature. In the simplest case one writes $a(T - T_*)$ instead of a for a reference temperature T_* [36]. However, we are not going to include this into our work. We see in the next Proposition that for a certain choice of the constant C , f vanishes on so-called uniaxial Q -tensors (the set \mathcal{N} in Proposition 1.2 below). This is the main property of f one should keep in mind during our analysis.

The definition of g is inspired by the classical approach of introducing a quadratic term penalizing \mathbf{n} not being parallel to the external electric or magnetic field \mathbf{H} , e.g. $(\mathbf{n} \cdot \mathbf{H})^2$. We choose a field in \mathbf{e}_3 -direction and separate the field strength from the direction, i.e. we write $\mathbf{H} = h\mathbf{e}_3$. In addition, g should be independent of $|Q|$, since we only want \mathbf{n} to be parallel to \mathbf{e}_3 without preferring any size $|Q|$. The constant $\sqrt{2/3}$ is chosen such that g is non-negative as we will see in Proposition 1.4.

Proposition 1.2 (Properties of f). *There exists a constant C such that f given by (1) satisfies*

1. $f(Q) \geq 0$ for all $Q \in \text{Sym}_0$ and $\min_{Q \in \text{Sym}_0} f(Q) = 0$. Let $\mathcal{N} := f^{-1}(0)$. We have

$$\mathcal{N} = \left\{ s_* \left(\mathbf{n} \otimes \mathbf{n} - \frac{1}{3}\text{Id} \right) : \mathbf{n} \in \mathbb{S}^2 \right\},$$

where $\mathbb{S}^2 \subset \mathbb{R}^3$ is the unit sphere and $s_* = \frac{1}{4c} \left(b + \sqrt{b^2 + 24ac} \right)$. Moreover \mathcal{N} is a smooth, compact, connected manifold without boundary diffeomorphic to $\mathbb{R}P^2$.

2. For all $Q \in \text{Sym}_0$ with $|Q| > \sqrt{\frac{2}{3}}s_*$, there holds:

$$f(Q) > f \left(\sqrt{\frac{2}{3}}s_* \frac{Q}{|Q|} \right).$$

3. Furthermore, there exist constants $\delta_0, \gamma_1 > 0$ such that if $\text{dist}(Q, \mathcal{N}) \leq \delta_0$ for $Q \in \text{Sym}_0$, then

$$f(Q) \geq \gamma_1 \text{dist}(Q, \mathcal{N})^2.$$

4. There exist constants $C, C_f > 0$ such that for $\text{dist}(Q, \mathcal{N}) > C_f$ it holds

$$f(Q) \geq C |Q|^4.$$

Proof. A proof of the first statement can be found in [35, Proposition 15]. For the second result, we refer to [18, Lemma 3.5]. The third assertion is proved in [19, Lemma 2.2.4 (F_2)]. The last claim follows as in [20, Lemma 2.4]. \square

The last three statements are of technical nature. The second property is only used to establish L^∞ -bounds in Remark 2.2 and Proposition 3.3. The estimate in 3. simply states that one can think of f as being quadratic close to its minimum which is attained on \mathcal{N} , while 4. tells us that f is of order 4 far from \mathcal{N} . The first statement gives an interesting connection between f and the space Sym_0 . In fact, \mathcal{N} plays an important role in our analysis as it will allow us to identify Q and $\pm \mathbf{n}$ and thus give a intuitive meaning to Q . This is formalized in the next Proposition.

Proposition 1.3 (Structure of Sym_0). *1. For all $Q \in \text{Sym}_0$ there exist $s \in [0, \infty)$ and $r \in [0, 1]$ such that*

$$Q = s \left(\left(\mathbf{n} \otimes \mathbf{n} - \frac{1}{3} \text{Id} \right) + r \left(\mathbf{m} \otimes \mathbf{m} - \frac{1}{3} \text{Id} \right) \right), \quad (3)$$

where \mathbf{n}, \mathbf{m} are normalized, orthogonal eigenvectors of Q . The values s and r are continuous functions of Q .

2. Let $\mathcal{C} = \{Q \in \text{Sym}_0 : \lambda_1(Q) = \lambda_2(Q)\}$, where we denoted by λ_1, λ_2 the two leading eigenvalues of Q . Then

$$\mathcal{C} = \{Q \in \text{Sym}_0 \setminus \{0\} : r(Q) = 1\} \cup \{0\} \quad \text{and} \quad \mathcal{C} \setminus \{0\} \cong \mathbb{R}P^2 \times \mathbb{R}.$$

3. There exists a continuous function $\mathcal{R} : \text{Sym}_0 \setminus \mathcal{C} \rightarrow \mathcal{N}$ such that $\mathcal{R}(Q) = Q$ for all $Q \in \mathcal{N}$. In particular, $\text{Sym}_0 \setminus \mathcal{C} \simeq \mathcal{N}$. The map \mathcal{R} can be chosen to be the nearest point projection onto \mathcal{N} . In this case, for all $Q \in \text{Sym}_0 \setminus \mathcal{C}$ decomposed as in (3), \mathcal{R} is given by $\mathcal{R}(Q) = s_*(\mathbf{n} \otimes \mathbf{n} - \frac{1}{3} \text{Id})$.

Proof. The first part follows from [19, Lemma 1.3.1] for $s = 2\lambda_1 + \lambda_2$ and $r = (\lambda_1 + 2\lambda_2)/s$, where $\lambda_1 \geq \lambda_2$ are the two leading eigenvalues of Q . The second part is a consequence of the definition of s, r in terms of the eigenvalues and [19, Lemma 1.3.5]. The last part is a reformulation of Lemma 1.3.6 and Lemma 1.3.7 in [19], together with Lemma 2.2.2. \square

The decomposition (3) provides us with a very useful tool to perform calculations, for example in Lemma 1.5 or Proposition 3.15. In the second statement we introduce \mathcal{C} , a set that can be thought of as cone over $\mathbb{R}P^2$. It contains exactly the biaxial Q -tensors. If a Q -tensor is not biaxial, there exists a retraction onto \mathcal{N} which coincides with the nearest point projection and is given by the element of \mathcal{N} corresponding to the dominating eigenvector of Q .

We finish this section with two Propositions about g . More precisely, we prove that g has the properties that we claimed above and show that g takes an even simpler form on \mathcal{N} . Finally we show that g is Lipschitz continuous in a neighbourhood of \mathcal{N} . All calculations are straightforward.

Proposition 1.4 (Properties of g). *Let g be given as in (2).*

1. $g(Q) \geq 0$ for all $Q \in \text{Sym}_0$ with equality if and only if $Q = t(\mathbf{e}_3 \otimes \mathbf{e}_3 - \frac{1}{3}\text{Id})$ for some $t \geq 0$.
2. If $Q \in \mathcal{N}$ is given by $Q = s_*(\mathbf{n} \otimes \mathbf{n} - \frac{1}{3}\text{Id})$ with $\mathbf{n} \in \mathbb{S}^2$, then

$$g(Q) = \sqrt{\frac{3}{2}} (1 - \mathbf{n}_3^2) .$$

Proof. Minimizing g under the tracelessness constraint, we get the necessary conditions

$$-\frac{1}{|Q|} + \frac{Q_{33}^2}{|Q|^3} - \lambda = 0, \quad \frac{Q_{33}Q_{jj}}{|Q|^3} - \lambda = 0 \text{ for } j = 1, 2, \quad \frac{Q_{33}Q_{ij}}{|Q|^3} = 0 \text{ for } i \neq j$$

for a Lagrange multiplier λ . For $Q = 0$ the claim is clear by definition. So let $Q \in \text{Sym}_0 \setminus \{0\}$. If $Q_{33} = 0$ we get a contradiction. Hence we can assume $Q_{33} \neq 0$. Then the third equation from above implies $Q_{ij} = 0$ for $i \neq j$ and the second $Q_{11} = Q_{22}$. By $\text{tr}(Q) = 0$, we have $Q_{33} = -2Q_{11}$. Then the first equation reads $0 = \frac{3}{2}Q_{33}^2 - |Q|^2$, i.e. $Q_{33} = \sqrt{2/3}|Q|$. Inserting this into g we get $\min_{\text{Sym}_0} g = 0$. Our conditions also imply the claimed representation $Q = t(\mathbf{e}_3 \otimes \mathbf{e}_3 - \frac{1}{3}\text{Id})$. Reversely, it is obvious that $g = 0$ for such Q .

For the second claim, it is straightforward to check that for $Q = s_*(\mathbf{n} \otimes \mathbf{n} - \frac{1}{3}\text{Id}) \in \mathcal{N}$ we have $|Q|^2 = \frac{2}{3}s_*^2$. Thus

$$g(Q) = \sqrt{\frac{2}{3}} - \frac{s_*(\mathbf{n}_3^2 - \frac{1}{3})}{\sqrt{\frac{2}{3}}s_*} = \sqrt{\frac{2}{3}} + \frac{1}{3}\sqrt{\frac{3}{2}} - \sqrt{\frac{3}{2}}\mathbf{n}_3^2 = \sqrt{\frac{3}{2}} (1 - \mathbf{n}_3^2) .$$

□

Lemma 1.5. *There exist constants $\delta_1, C > 0$ such that if $Q \in \text{Sym}_0$ with $\text{dist}(Q, \mathcal{N}) \leq \delta$ for $0 < \delta < \delta_1$, then*

$$|g(Q) - g(\mathcal{R} \circ Q)| \leq C \text{dist}(Q, \mathcal{N}) . \quad (4)$$

Proof. We use Proposition 1.3 to write

$$Q = s \left(\left(\mathbf{n} \otimes \mathbf{n} - \frac{1}{3}\text{Id} \right) + r \left(\mathbf{m} \otimes \mathbf{m} - \frac{1}{3}\text{Id} \right) \right) ,$$

with $s > 0$, $0 \leq r < 1$ and \mathbf{n}, \mathbf{m} orthonormal eigenvectors of Q . Thus $\mathcal{R} \circ Q = s_*(\mathbf{n} \otimes \mathbf{n} - \frac{1}{3}\text{Id})$ and from Proposition 1.4, we infer that $g(\mathcal{R} \circ Q) = \sqrt{\frac{2}{3}}(1 - \mathbf{n}_3^2)$. In order to calculate $g(Q)$, we note that

$$\begin{aligned} |Q|^2 &= s^2 \left| \mathbf{n} \otimes \mathbf{n} - \frac{1}{3}\text{Id} \right|^2 + (sr)^2 \left| \mathbf{m} \otimes \mathbf{m} - \frac{1}{3}\text{Id} \right|^2 + 2s^2r \left(\mathbf{n} \otimes \mathbf{n} - \frac{1}{3}\text{Id} \right) : \left(\mathbf{m} \otimes \mathbf{m} - \frac{1}{3}\text{Id} \right) \\ &= \frac{2}{3}s^2 (r^2 - r + 1) . \end{aligned}$$

This implies

$$\begin{aligned} |g(Q) - g(\mathcal{R} \circ Q)| &= \left| \sqrt{\frac{2}{3}} - \frac{s(n_3^2 - \frac{1}{3}) + sr(m_3^2 - \frac{1}{3})}{\sqrt{\frac{2}{3}}s\sqrt{1-r+r^2}} - \sqrt{\frac{2}{3}} + \frac{s_*(n_3^2 - \frac{1}{3})}{s_*\sqrt{\frac{2}{3}}} \right| \\ &\leq \frac{n_3^2 - \frac{1}{3}}{\sqrt{\frac{2}{3}}} \left(\frac{1}{\sqrt{1-r+r^2}} - 1 \right) + \frac{m_3^2 - \frac{1}{3}}{\sqrt{\frac{2}{3}}} \frac{r}{\sqrt{1-r+r^2}}. \end{aligned}$$

Note, that the Taylor expansion at $r = 0$ is given by $\frac{1}{\sqrt{1-r+r^2}} - 1 = \frac{r}{2} + \mathcal{O}(r^2)$ and $\frac{r}{\sqrt{1-r+r^2}} = r + \mathcal{O}(r^2)$. Hence

$$|g(Q) - g(\mathcal{R} \circ Q)| \leq \frac{3}{2}r + \mathcal{O}(r^2). \quad (5)$$

Finally, we can estimate

$$\begin{aligned} \text{dist}^2(Q, \mathcal{N}) &= |Q - \mathcal{R}(Q)|^2 = \left| (s - s_*)(\mathbf{n} \otimes \mathbf{n} - \frac{1}{3}\text{Id}) + sr(\mathbf{m} \otimes \mathbf{m} - \frac{1}{3}\text{Id}) \right|^2 \\ &= \frac{2}{3}|s - s_*|^2 + \frac{2}{3}|sr|^2 - \frac{2}{3}sr(s - s_*) \\ &\geq \frac{1}{3}|s - s_*|^2 + \frac{1}{3}|sr|^2. \end{aligned}$$

This implies $|s - s_*| \leq \sqrt{3} \text{dist}(Q, \mathcal{N})$ and $|r| \leq \frac{\sqrt{3} \text{dist}(Q, \mathcal{N})}{|s|}$. We define $\delta_1 = \frac{1}{2\sqrt{3}}s_*$ and together with (5) we get

$$|g(Q) - g(\mathcal{R} \circ Q)| \leq Cr \leq \frac{\sqrt{3}\text{dist}(Q, \mathcal{N})}{|s|} \leq C \frac{2\sqrt{3}}{s_*} \text{dist}(Q, \mathcal{N}).$$

□

2 Scaling and statement of result

Starting from the one constant approximation of the Landau-de Gennes energy in $\Omega_{r_0} = \mathbb{R}^3 \setminus \overline{B_{r_0}(0)}$ we find the energy

$$\mathcal{E}(Q) = \int_{\Omega_{r_0}} \frac{L}{2} |\nabla Q|^2 + f(Q) + h^2 g(Q) \, dx \quad (6)$$

for parameters $L, h, r_0 > 0$. As we have seen before, h can be interpreted as a field strength, r_0 as the particle radius and L as the elastic constant. In order to be able to work on a fixed domain, we apply the rescaling $\Omega := \frac{1}{r_0}\Omega_{r_0}$ and $\tilde{x} = x/r_0$. We introduce the new function $\tilde{Q}(\tilde{x}) = Q(r_0\tilde{x}) = Q(x)$ and $\tilde{\nabla} = \nabla_{\tilde{x}} = \frac{1}{r_0}\nabla_x$. Then

$$\begin{aligned} \mathcal{E}(Q) &= \int_{\Omega} \frac{Lr_0^3}{2r_0^2} |\nabla \tilde{Q}|^2 + r_0^3 f(\tilde{Q}) + h^2 r_0^3 g(\tilde{Q}) \, d\tilde{x} \\ &= \int_{\Omega} \frac{Lr_0}{2} |\tilde{\nabla} \tilde{Q}|^2 + r_0^3 f(\tilde{Q}) + (hr_0^{\frac{3}{2}})^2 g(\tilde{Q}) \, d\tilde{x}. \end{aligned}$$

Dividing by Lr_0 , we can define

$$\mathcal{E}_{\eta,\xi}(\tilde{Q}) = \int_{\Omega} \frac{1}{2} |\tilde{\nabla} \tilde{Q}|^2 + \frac{1}{\xi^2} f(\tilde{Q}) + \frac{1}{\eta^2} g(\tilde{Q}) \, d\tilde{x}, \quad (7)$$

where we introduced the new parameters $\xi = \sqrt{L}/r_0$ and $\eta = \sqrt{L}/(r_0 h)$. This is the energy that was announced in the introduction. The natural space for this energy to be well defined is $H^1(\Omega, \text{Sym}_0)$. Minimizing the first term would lead to a harmonic map, the second term prefers to be uniaxial with a certain norm, while the third term takes its minimum when the director is aligned parallel to \mathbf{e}_3 . So the constant uniaxial map $s_*(\mathbf{e}_3 \otimes \mathbf{e}_3 - \frac{1}{3}\text{Id})$ would be a minimizer of our energy. However, this will violate the boundary conditions we are going to impose, namely we want $Q_{\eta,\xi} \in H^1(\Omega, \text{Sym}_0)$ to satisfy

$$Q_{\eta,\xi} = Q_b \quad \text{on } \mathbb{S}^2, \quad (8)$$

where $Q_b(x) = s_*(\mathbf{x} \otimes \mathbf{x} - \frac{1}{3}\text{Id})$. So what we expect instead is a map that is close to $s_*(\mathbf{e}_3 \otimes \mathbf{e}_3 - \frac{1}{3}\text{Id})$ everywhere, except for a transition zone near the boundary. In this boundary layer, which will turn out to be of thickness η , we will find tubes of cross sectional area ξ^2 containing the regions where $Q_{\eta,\xi}$ is biaxial.

Since the problem is equivariant with respect to rotations around the \mathbf{e}_3 -axis, it is natural to consider only rotationally equivariant maps. We say that a map Q is *rotationally equivariant* if Q is equivariant with respect to rotations around the \mathbf{e}_3 -axis. In other words, using cylindrical coordinates, one has

$$Q(\rho, \varphi, z) = R_\varphi^\top Q(\rho, 0, z) R_\varphi, \quad \text{where } R_\varphi = \begin{pmatrix} \cos \varphi & -\sin \varphi & 0 \\ \sin \varphi & \cos \varphi & 0 \\ 0 & 0 & 1 \end{pmatrix}.$$

For uniaxial maps $Q = s_*(\mathbf{n} \otimes \mathbf{n} - \frac{1}{3}\text{Id})$ this is equivalent to the usual notion of equivariance for vectors $\mathbf{n}(R_\varphi \mathbf{x}) = R_\varphi^\top \mathbf{n}(\mathbf{x})$. We define the set of admissible functions \mathcal{A} to be the set of rotationally equivariant functions $Q_{\eta,\xi} \in H^1(\Omega, \text{Sym}_0)$ satisfying the boundary condition (8). This motivates the definition for $Q \in H^1(\Omega, \mathbb{R}^{3 \times 3})$

$$\mathcal{E}_{\eta,\xi}^{\mathcal{A}}(Q) = \begin{cases} \mathcal{E}_{\eta,\xi}(Q) & \text{if } Q \in \mathcal{A}, \\ \infty & \text{otherwise.} \end{cases}$$

We strongly believe that minimizers of $\mathcal{E}_{\eta,\xi}$ are also rotationally equivariant, although this does not follow from our work and remains an open issue. We will remove the hypothesis of rotational equivariance in a work in preparation.

The following theorem is the main result of the paper.

Theorem 2.1. *Suppose that*

$$\eta |\ln(\xi)| \rightarrow \beta \in (0, \infty) \quad \text{as } \eta \rightarrow 0. \quad (9)$$

Then $\eta \mathcal{E}_{\eta,\xi}^{\mathcal{A}} \rightarrow \mathcal{E}_0$ in a variational sense, where the limiting energy \mathcal{E}_0 for a set $F \subset \mathbb{S}^2$ is given by

$$\mathcal{E}_0(F) = \sqrt[4]{24} s_* \int_F (1 - \cos(\theta)) \, d\omega + \sqrt[4]{24} s_* \int_{F^c} (1 + \cos(\theta)) \, d\omega + \frac{\pi}{2} s_*^2 \beta |D\chi_F|(\mathbb{S}^2). \quad (10)$$

More precisely, we have the following statements:

1. *Compactness:* For any sequence $Q_{\eta,\xi} \in \mathcal{A}$ such that $\eta \mathcal{E}_{\eta,\xi}(Q_{\eta,\xi}) \leq C$, there exists a measurable set of finite perimeter $F \subset \mathbb{S}^2$ that is invariant under rotations w.r.t. the \mathbf{e}_3 -axis, measurable functions $\mathbf{n}^\eta : \Omega \rightarrow \mathbb{S}^2$ and a set $\omega_\eta \subset \Omega$ with $\lim_{\eta \rightarrow 0} |\omega_\eta| = 0$, $\Omega \setminus \omega_\eta$ simply connected, such that for all $\sigma > 0$ it holds $\mathbf{n}^\eta \in C^0(\Omega \setminus (Z_\sigma \cup \omega_\eta), \mathbb{S}^2)$ and

$$\lim_{\eta \rightarrow 0} \left\| s_* \left(\mathbf{n}^\eta \otimes \mathbf{n}^\eta - \frac{1}{3} \text{Id} \right) - Q_{\eta,\xi} \right\|_{L^2(\Omega \setminus Z_\sigma)} = 0, \quad \chi_{F_\eta} \rightarrow \chi_F \text{ pointwise}, \quad (11)$$

where $Z_\sigma = \{x \in \mathbb{R}^3 : x_1^2 + x_2^2 \leq \sigma^2\}$ and $F_\eta = \{x \in \partial\Omega : \mathbf{n}^\eta(x) \cdot \nu(x) = -1\}$.

2. Γ -liminf: For any sequence $Q_{\eta,\xi} \in \mathcal{A}$ and any measurable set of finite perimeter $F \subset \mathbb{S}^2$, measurable functions $\mathbf{n}^\eta : \Omega \rightarrow \mathbb{S}^2$ and a measurable set $\omega_\eta \subset \Omega$ that satisfy $\lim_{\eta \rightarrow 0} |\omega_\eta| = 0$, $\Omega \setminus \omega_\eta$ simply connected with $\mathbf{n}^\eta \in C^0(\Omega \setminus (Z_\sigma \cup \omega_\eta), \mathbb{S}^2)$ and (11) hold for all $\sigma > 0$, we have

$$\liminf_{\eta \rightarrow 0} \eta \mathcal{E}_{\eta,\xi}(Q_{\eta,\xi}) \geq \mathcal{E}_0(F). \quad (12)$$

3. Γ -limsup: For any measurable set of finite perimeter $F \subset \mathbb{S}^2$ that is invariant under rotations w.r.t. the \mathbf{e}_3 -axis there exists a sequence $Q_{\eta,\xi} \in \mathcal{A}$ with $\|Q_{\eta,\xi}\|_{L^\infty} \leq \sqrt{\frac{2}{3}} s_*$ and measurable functions $\mathbf{n}^\eta : \Omega \rightarrow \mathbb{S}^2$ with $\mathbf{n}^\eta \in C^0(\Omega \setminus \omega_\eta, \mathbb{S}^2)$, $\lim_{\eta \rightarrow 0} |\omega_\eta| = 0$, $\Omega \setminus \omega_\eta$ simply connected, such that (11) holds for all $\sigma > 0$ and

$$\limsup_{\eta \rightarrow 0} \eta \mathcal{E}_{\eta,\xi}(Q_{\eta,\xi}) \leq \mathcal{E}_0(F). \quad (13)$$

Remark 2.2. 1. In view of (9) we can replace the bound $\eta \mathcal{E}_{\eta,\xi}(Q_{\eta,\xi}) \leq C$, by

$$\mathcal{E}_{\eta,\xi}(Q_{\eta,\xi}) \leq C (1 + |\ln(\xi)|). \quad (14)$$

2. The convergence we show is not a Γ -convergence in the classical sense since the limit functional is defined on a different functions space.

3 Lower bound

In this section we prove the lower bound of Theorem 2.1. Our strategy to obtain the lower bound is the following: First, we approximate the sequence $Q_{\eta,\xi}$ by a more regular one named Q_ϵ . We use $\epsilon := \xi$ to meet the notation in [3, 18, 19] and let out η in our notation since η and ξ are related via (9), i.e. $\eta \sim \frac{\beta}{|\ln(\epsilon)|}$. We also write \mathcal{E}_ϵ instead of $\mathcal{E}_{\eta,\xi}$. We find that away from the \mathbf{e}_3 -axis the sequence Q_ϵ has only finitely many singularities in the neighbourhood of which Q_ϵ is far from \mathcal{N} . Then we can estimate the energy of Q_ϵ nearby these points from below by balancing $|\nabla Q_\epsilon|^2$ and $f(Q_\epsilon)$. In the region where Q_ϵ is close to \mathcal{N} , we will use the optimal radial profile found in [3] by balancing $|\nabla Q_\epsilon|^2$ and $g(Q_\epsilon)$.

3.1 Preliminaries

The construction of the approximation Q_ϵ of $Q_{\eta,\xi}$ follows several steps. First, we are going to show that $Q_{\eta,\xi}$ can be approximated by another function $\widetilde{Q}_{\eta,\xi}$ which verifies an additional L^∞ -bound.

Proposition 3.1. *Let $Q_{\eta,\xi} \in H^1(\Omega, \text{Sym}_0)$ such that (14) holds. Then there exists $\widetilde{Q}_{\eta,\xi} \in H^1(\Omega, \text{Sym}_0)$ which decreases the energy $\mathcal{E}_{\eta,\xi}$, verifies*

$$\|\widetilde{Q}_{\eta,\xi}\|_{L^\infty(\Omega)} \leq \sqrt{\frac{2}{3}}s_* \quad (15)$$

and $\widetilde{Q}_{\eta,\xi} - Q_{\eta,\xi} \rightarrow 0$ in L^2 as $\eta, \xi \rightarrow 0$.

Proof. We can define $\widetilde{Q}_{\eta,\xi}$ as

$$\widetilde{Q}_{\eta,\xi} := \begin{cases} \sqrt{\frac{2}{3}}s_* \frac{Q_{\eta,\xi}}{|Q_{\eta,\xi}|} & \text{if } |Q_{\eta,\xi}| > \sqrt{\frac{2}{3}}s_*, \\ Q_{\eta,\xi} & \text{otherwise.} \end{cases}$$

This function is clearly admissible and has lower Dirichlet energy. From Proposition 1.2 it follows that $f(\widetilde{Q}_{\eta,\xi}) \leq f(Q_{\eta,\xi})$ and by the scaling invariance of g we find that $g(\widetilde{Q}_{\eta,\xi}) = g(Q_{\eta,\xi})$. Hence $\mathcal{E}_{\eta,\xi}(\widetilde{Q}_{\eta,\xi}) \leq \mathcal{E}_{\eta,\xi}(Q_{\eta,\xi})$. The L^∞ -bound is obvious. So it remains to show that $\|\widetilde{Q}_{\eta,\xi} - Q_{\eta,\xi}\|_{L^2(\Omega)}$ converges to zero as $\eta, \xi \rightarrow 0$. We remark that $\int |\widetilde{Q}_{\eta,\xi} - Q_{\eta,\xi}|^2 \leq \int (\max\{|Q_{\eta,\xi}| - \sqrt{\frac{2}{3}}s_*, 0\})^2$ and decompose Ω into three sets:

$$\Omega = \{\text{dist}(Q_{\eta,\xi}, \mathcal{N}) < \delta_0\} \cup \{\text{dist}(Q_{\eta,\xi}, \mathcal{N}) > C_f\} \cup \{\delta_0 \leq \text{dist}(Q_{\eta,\xi}, \mathcal{N}) \leq C_f\},$$

where δ_0 and C_f are the constants from Proposition 1.2. On the first set, we use 3. in Proposition 1.2 and the energy bound to get

$$\int_{\{\text{dist}(Q_{\eta,\xi}, \mathcal{N}) < \delta_0\}} |\widetilde{Q}_{\eta,\xi} - Q_{\eta,\xi}|^2 dx \leq \frac{1}{\gamma_1} \int_{\Omega} f(Q_{\eta,\xi}) dx \leq C(1 + |\ln \xi|)\xi^2,$$

which converges to zero as $\xi \rightarrow 0$. Similarly, on the second set we use $|\widetilde{Q}_{\eta,\xi} - Q_{\eta,\xi}|^2 \leq |Q_{\eta,\xi}|^2 \leq C|Q_{\eta,\xi}|^4$ and 4. in Proposition 1.2 to get

$$\int_{\{\text{dist}(Q_{\eta,\xi}, \mathcal{N}) > C_f\}} |\widetilde{Q}_{\eta,\xi} - Q_{\eta,\xi}|^2 dx \leq C \int_{\Omega} f(Q_{\eta,\xi}) dx \leq C(1 + |\ln \xi|)\xi^2,$$

which again vanishes in the limit $\xi \rightarrow 0$. For the last set, where $\delta_0 \leq \text{dist}(Q_{\eta,\xi}, \mathcal{N}) \leq C_f$, we can estimate the measure using that $f(Q_{\eta,\xi}) \geq c > 0$ on this set

$$\begin{aligned} |\{x \in \Omega : \delta_0 \leq \text{dist}(Q_{\eta,\xi}, \mathcal{N}) \leq C_f\}| &\leq \frac{1}{c} \int_{\{\delta_0 \leq \text{dist}(Q_{\eta,\xi}, \mathcal{N}) \leq C_f\}} f(Q_{\eta,\xi}) dx \\ &\leq C(1 + |\ln \xi|)\xi^2. \end{aligned}$$

Then, using that both $|\widetilde{Q}_{\eta,\xi}|$ and $|Q_{\eta,\xi}|$ are bounded by $\sqrt{\frac{2}{3}}s_* + C_f$, the integral $\int |\widetilde{Q}_{\eta,\xi} - Q_{\eta,\xi}|^2 dx$ over the third set converges to zero for $\xi \rightarrow 0$. Combining these three results proves the Proposition. \square

From now on, we will use the notation with ϵ replacing η, ξ , i.e. $\widetilde{Q}_\epsilon := \widetilde{Q}_{\eta,\xi}$. The next step will be defining the more regular sequence Q_ϵ replacing \widetilde{Q}_ϵ . In view of the lower bound for the claimed Γ -limit we still want Q_ϵ to be rotationally equivariant and that it converges to the same limit as \widetilde{Q}_ϵ , while decreasing the energy.

We thus define the three dimensional approximate energy for $0 < \gamma < 2$ and $\omega \subset \Omega$

$$E_\epsilon^{3D}(Q, \omega) = \int_\omega \frac{1}{2} |\nabla Q|^2 + \frac{1}{\epsilon^2} f(Q) + \frac{1}{2\epsilon^\gamma} |Q - \widetilde{Q}_\epsilon|^2 dx.$$

We seek Q_ϵ by minimizing $E_\epsilon^{3D}(Q, \Omega)$ among rotationally equivariant fields Q . Because of the equivariance, the problem can be stated as a two dimensional problem. Indeed, calculating $|\partial_\varphi Q|^2$ for a rotationally equivariant map $Q \in H^1(\Omega, \text{Sym}_0)$, and using the equivariance, we can write $Q(\rho, \varphi, z) = R_\varphi^\top Q(\rho, 0, z) R_\varphi$ and thus

$$|\partial_\varphi Q|^2 = \left| (\partial_\varphi R_\varphi)^\top Q R_\varphi + R_\varphi^\top Q (\partial_\varphi R_\varphi) \right|^2 = |Q|^2 + 6(Q_{12}^2 - Q_{11}Q_{22}).$$

This expression does no longer depend on φ . In order to shorten notation, we introduce the matrix

$$Q_{2 \times 2} := \frac{1}{2} \left(\frac{\partial}{\partial Q_{ij}} |\partial_\varphi Q|^2 \right)_{ij} = \begin{pmatrix} 2(Q_{11} - Q_{22}) & 4Q_{12} & Q_{13} \\ 4Q_{21} & 2(Q_{22} - Q_{11}) & Q_{23} \\ Q_{31} & Q_{32} & 0 \end{pmatrix}.$$

Note that, $Q_{2 \times 2} : Q = \frac{1}{2} |\partial_\varphi Q|^2$. So the whole energy does not depend on φ any more and using cylindrical coordinates, it can be rewritten as

$$E_\epsilon^{3D}(Q_\epsilon, \Omega) = \int_0^{2\pi} E_\epsilon^{2D}(Q_\epsilon, \Omega') d\varphi = 2\pi E_\epsilon^{2D}(Q_\epsilon, \Omega'),$$

where E_ϵ^{2D} is the two dimensional energy given by

$$E_\epsilon^{2D}(Q, \omega') = \int_{\omega'} \frac{\rho}{2} |\nabla' Q|^2 + \frac{1}{\rho} Q_{2 \times 2} : Q + \frac{\rho}{\epsilon^2} f(Q) + \frac{\rho}{2\epsilon^\gamma} |Q - \widetilde{Q}_\epsilon|^2 d\rho dz,$$

where $\nabla' = (\partial_\rho, \partial_z)$ denotes the two dimensional gradient and $\omega' \subset \Omega' = \{(\rho, z) \in \mathbb{R}^2 : \rho > 0, \rho^2 + z^2 > 1\}$. In order to shorten notation, we are going to write $\frac{1}{2} |\nabla Q|^2$ instead of $\frac{1}{2} |\nabla' Q|^2 + \frac{1}{\rho^2} Q_{2 \times 2} : Q$ whenever we make no use of this division of the gradient. Now we define Q_ϵ to be

$$Q_\epsilon := \operatorname{argmin}_{Q \in \mathcal{A}'} E_\epsilon^{2D}(Q, \Omega'), \quad (16)$$

where $\mathcal{A}' = \{Q \in H^1(\Omega', \text{Sym}_0) : (8) \text{ holds for } \rho^2 + z^2 = 1\}$. We eventually extend Q_ϵ to a map in $H^1(\Omega, \text{Sym}_0)$ which we will also call Q_ϵ by defining $Q_\epsilon(\rho, \varphi, z) := R_\varphi^\top Q_\epsilon(\rho, z) R_\varphi$.

Remark 3.2. 1. Note that $\widetilde{Q}_\epsilon|_{\Omega'}$ is an admissible function in (16), so that Q_ϵ does exist.

2. Neglecting the contribution from g for a moment, then Q_ϵ has lower energy than \widetilde{Q}_ϵ .

3. Thanks to the energy bound in (14) we know that

$$\|Q_\epsilon - \widetilde{Q}_\epsilon\|_{L^2(\Omega)}^2 \leq C(|\ln \epsilon| + 1)\epsilon^\gamma \rightarrow 0 \quad \text{as } \epsilon \rightarrow 0,$$

i.e. the two sequences have the same limit for vanishing ϵ .

4. The minimizer Q_ϵ solves the two dimensional Euler-Lagrange equation

$$-\rho \Delta Q_\epsilon + \frac{1}{\rho} Q_{\epsilon, 2 \times 2} - \partial_\rho Q_\epsilon + \frac{\rho}{\epsilon^2} Df(Q) + \frac{\rho}{\epsilon^\gamma} (Q_\epsilon - \widetilde{Q}_\epsilon) = \Lambda \text{Id}. \quad (17)$$

Note that the equation contains an additional term (RHS) due to the fact that Sym_0 is a subspace of the space of real matrices, i.e. a Lagrange multiplier Λ is needed to ensure the tracelessness constraint.

5. The function Q_ϵ also solves the three dimensional Euler-Lagrange equation

$$-\Delta Q_\epsilon + \frac{1}{\epsilon^2} Df(Q_\epsilon) + \frac{1}{\epsilon^\gamma} (Q_\epsilon - \widetilde{Q}_\epsilon) = \Lambda_{3D} \text{Id}, \quad (18)$$

despite the fact that it does not need to be a minimizer of E_ϵ^{3D} . To see this, write

$$\begin{aligned} \Lambda_{3D} \text{Id} &= -\Delta Q_\epsilon + \frac{1}{\epsilon^2} Df(Q_\epsilon) + \frac{1}{\epsilon^\gamma} (Q_\epsilon - \widetilde{Q}_\epsilon) \\ &= -\partial_\rho^2 Q_\epsilon - \frac{1}{\rho} \partial_\rho Q_\epsilon - \frac{1}{\rho^2} \partial_\varphi^2 Q_\epsilon - \partial_z^2 Q_\epsilon + \frac{1}{\epsilon^2} Df(Q) + \frac{1}{\epsilon^\gamma} (Q_\epsilon - \widetilde{Q}_\epsilon) \\ &= R_\varphi^\top \left(-\partial_\rho^2 Q_\epsilon - \frac{1}{\rho} \partial_\rho Q_\epsilon - \partial_z^2 Q_\epsilon + \frac{1}{\epsilon^\gamma} (Q_\epsilon - \widetilde{Q}_\epsilon) \right) R_\varphi \\ &\quad - \frac{1}{\rho^2} \partial_\varphi^2 (R_\varphi^\top Q_\epsilon R_\varphi) + \frac{1}{\epsilon^2} Df(R_\varphi^\top Q_\epsilon R_\varphi). \end{aligned}$$

One can explicitly calculate that $\partial_\varphi^2 (R_\varphi^\top Q_\epsilon R_\varphi) = R_\varphi^\top Q_{2 \times 2, \epsilon} R_\varphi$ and since $Df(P) = -aP - bP^2 + c \text{tr}(P^2)P$ for symmetric matrices P we also have $Df(R_\varphi^\top Q_\epsilon R_\varphi) = R_\varphi^\top Df(Q_\epsilon) R_\varphi$. This implies that a rotationally equivariant extended solution of (17) is also solution of (18).

The last part of this subsection will be the following Proposition which quantifies the regularity we have gained by replacing \widetilde{Q}_ϵ with Q_ϵ . This result relies on the three dimensional Euler-Lagrange equation. In fact, this is the only time we use (18) and cannot use (17) due to its singular behaviour near $\rho = 0$.

Proposition 3.3. *Let $\|\widetilde{Q}_\epsilon\|_{L^\infty} \leq 1$ and let Q_ϵ be the rotationally equivariant extended minimizer of (16). Then $Q_\epsilon \in C^1(\Omega, \text{Sym}_0)$,*

$$\|Q_\epsilon\|_{L^\infty} \leq \sqrt{\frac{2}{3}} s_* \quad \text{and} \quad \|\nabla Q_\epsilon\|_{L^\infty} \leq \frac{C}{\epsilon}.$$

Proof. From equation (18) and by elliptic regularity we deduce that for $\widetilde{Q}_\epsilon \in H^1$ we have $Q_\epsilon \in H^3$, i.e. $Q_\epsilon \in C^{1, \frac{1}{2}}$ since we are in dimension 3. Note that the boundary of Ω is smooth. To prove the L^∞ -bounds we define a comparison map

$$\overline{Q}_\epsilon := \begin{cases} \sqrt{\frac{2}{3}} s_* \frac{Q_\epsilon}{|Q_\epsilon|} & \text{if } |Q_\epsilon| > \sqrt{\frac{2}{3}} s_*, \\ Q_\epsilon & \text{otherwise.} \end{cases}$$

Then $|\nabla \overline{Q}_\epsilon| \leq |\nabla Q_\epsilon|$, $f(\overline{Q}) \leq f(Q_\epsilon)$ by Proposition 1.2 and $|\overline{Q}_\epsilon - \widetilde{Q}_\epsilon| \leq |Q_\epsilon - \widetilde{Q}_\epsilon|$. Hence $E_\epsilon^{3D}(\overline{Q}_\epsilon, \Omega) \leq E_\epsilon^{3D}(Q_\epsilon, \Omega)$ with strict inequality unless $\overline{Q}_\epsilon = Q_\epsilon$. The estimate $\|\nabla Q_\epsilon\|_{L^\infty} \leq \frac{C}{\epsilon}$ follows from [14, Lemma A.2], using (18), (15) and $\gamma < 2$. \square

3.2 Finite number of singularities away from $\rho = 0$

We introduce the notation $\Omega_\sigma := \{x \in \Omega : x_1^2 + x_2^2 \geq \sigma^2\} = \Omega \setminus Z_\sigma$ for $\sigma > 0$, with Z_σ defined as in Theorem 2.1. In the same spirit, we define the two dimensional analogue $\Omega'_\sigma = \{(\rho, z) \in \Omega' : \rho > \sigma\}$, i.e. Ω_σ can be obtained from Ω'_σ through rotation around the \mathbf{e}_3 -axis.

The main theorem we want to prove in this subsection is the following:

Theorem 3.4. For all $\sigma, \delta > 0$ there exists $\lambda_0, \epsilon_0 > 0$ and a set $X_\epsilon \subset \overline{\Omega'}$ such that for $\epsilon \leq \epsilon_0$

1. The set X_ϵ is finite and its cardinality is bounded independently of ϵ .
2. If $x \in \Omega'_\sigma$ and $\text{dist}(x, X_\epsilon) > \lambda_0 \epsilon$, then $\text{dist}(Q_\epsilon(x), \mathcal{N}) \leq \delta$.

The general idea behind this subsection is the same as in [18, 19], where the analysis has been carried out for the case of minimizers of the energy $\int |\nabla Q_\epsilon|^2 + \frac{1}{\epsilon^2} f(Q_\epsilon)$ and uses ideas from [13]. We will show that in our situation with the additional term $\frac{1}{\epsilon^\gamma} \|Q_\epsilon - \widetilde{Q}_\epsilon\|_{L^2}^2$ the same results hold. There are two main ingredients for the proof of Theorem 3.4: Proposition 3.10 that tells us that a singularity has an energy cost of order $|\ln \epsilon|$ and Proposition 3.6 that allows us to deduce that Q_ϵ is close to being uniaxial provided $\frac{1}{\epsilon^2} \int f(Q_\epsilon)$ is sufficiently small. While the second ingredient uses only the regularity of Q_ϵ , the first one makes use of equation (17) in the form of the following Proposition.

Proposition 3.5 (Похожяев). Let Q_ϵ be the minimizer of (16) and $\omega' \subset \Omega'$ open with Lipschitz boundary, $\bar{x} \in \omega'$. Then

$$\begin{aligned} & \int_{\partial\omega'} \rho((x - \bar{x}) \cdot \nu) \left(\frac{1}{2} |\nabla' Q_\epsilon|^2 + \frac{1}{2\rho^2} |\partial_\varphi Q_\epsilon|^2 + \frac{1}{\epsilon^2} f(Q_\epsilon) + \frac{1}{2\epsilon^\gamma} |Q_\epsilon - \widetilde{Q}_\epsilon|^2 \right) \\ &= \frac{1}{2} \int_{\omega'} \rho |\nabla' Q_\epsilon|^2 + \frac{1}{2} \int_{\omega'} \frac{1}{\rho} |\partial_\varphi Q_\epsilon|^2 + \frac{3}{\epsilon^2} \int_{\omega'} \rho f(Q_\epsilon) + \frac{3}{2\epsilon^\gamma} \int_{\omega'} \rho |Q_\epsilon - \widetilde{Q}_\epsilon|^2 \\ & \quad + \frac{1}{\epsilon^\gamma} \int_{\omega'} \rho(Q_\epsilon - \widetilde{Q}_\epsilon) : ((x - \bar{x}) \cdot \nabla' \widetilde{Q}) + \int_{\partial\omega'} \rho((x - \bar{x}) \cdot \nabla' Q_\epsilon) : (\nu \cdot \nabla' Q_\epsilon), \end{aligned}$$

where ν denotes the outward unit normal vector on $\partial\omega'$.

Proof. To improve readability, we drop the subscript ϵ in the proof. Our calculation only requires that Q is solution of equation (17).

Let $\omega' \subset \Omega'$ open with Lipschitz boundary and let $\bar{x} \in \omega'$ be an arbitrary point. By translation and without loss of generality we may assume that $\bar{x} = 0$. Testing the ij -component of equation (17) with $x_k \partial_k Q_{ij}$ and summing over i, j, k we find

$$\begin{aligned} 0 &= \sum_{i,j,k} \int_{\omega'} -\rho \Delta Q_{ij} x_k \partial_k Q_{ij} + \frac{1}{\epsilon^2} \int_{\omega'} \rho \frac{\partial f}{\partial Q_{ij}} x_k \partial_k Q_{ij} + \frac{1}{\epsilon^\gamma} \int_{\omega'} \rho(Q_{ij} - \widetilde{Q}_{ij}) x_k \partial_k Q_{ij} \\ & \quad - \int_{\omega'} \partial_\rho Q_{ij} x_k \partial_k Q_{ij} + \int_{\omega'} \frac{1}{\rho} Q_{2 \times 2, ij} x_k \partial_k Q_{ij} \\ &=: I + II + III + IV + V. \end{aligned} \tag{19}$$

Note, that the RHS of (17) vanishes since Q_{ij} is traceless, i.e.

$$\sum_{i,j,k} \int_{\omega'} \Lambda \delta_{ij} x_k \partial_k Q_{ij} = \sum_k \int_{\omega'} \Lambda x_k \partial_k \left(\sum_{i,j} \delta_{ij} Q_{ij} \right) = \sum_k \int_{\omega'} \Lambda x_k \partial_k (\text{tr}(Q)) = 0$$

For the first term (I) we calculate, using integration by parts

$$\begin{aligned} \sum_{i,j,k,l} \int_{\omega'} -\rho \partial_l^2 Q_{ij} x_k \partial_k Q_{ij} &= \sum_{i,j,k,l} \int_{\omega'} \rho \partial_l Q_{ij} \delta_{lk} \partial_k Q_{ij} + \int_{\omega'} \rho \partial_l Q_{ij} x_k \partial_l \partial_k Q_{ij} \\ & \quad - \int_{\partial\omega'} \rho \partial_l Q_{ij} x_k \partial_k Q_{ij} \nu_l + \int_{\omega'} \delta_{\rho l} \partial_l Q_{ij} \partial_k Q_{ij} x_k, \end{aligned} \tag{20}$$

where ν is the outward-pointing normal vector on $\partial\omega'$. Note, that the last term reads $\int_{\omega'} (\partial_\rho Q) : ((x \cdot \nabla')Q)$ and thus is cancelled by (IV). We apply another integration by parts to the second term on the RHS of (20). This yields

$$\begin{aligned} \sum_{i,j,k,l} \int_{\omega'} \rho \partial_l Q_{ij} x_k \partial_l \partial_k Q_{ij} &= \sum_{i,j,k,l} \frac{1}{2} \int_{\omega'} \rho x_k \partial_k (\partial_l Q_{ij} \partial_l Q_{ij}) \\ &= -\frac{2}{2} \sum_{i,j,l} \int_{\omega'} \rho \partial_l Q_{ij} \partial_l Q_{ij} + \sum_{i,j,k,l} \frac{1}{2} \int_{\partial\omega'} \rho \partial_l Q_{ij} \partial_l Q_{ij} x_k \nu_k \\ &\quad - \frac{1}{2} \int_{\omega'} \delta_{\rho k} x_k \partial_l Q_{ij} \partial_l Q_{ij}. \end{aligned}$$

Combined with (20) this gives

$$I + IV = \left(1 - \frac{2}{2} - \frac{1}{2}\right) \int_{\omega'} \rho |\nabla' Q|^2 + \frac{1}{2} \int_{\partial\omega'} \rho |\nabla' Q|^2 (x \cdot \nu) - \int_{\partial\omega'} \rho (x \cdot \nabla' Q) : (\nu \cdot \nabla' Q). \quad (21)$$

The second integral (II) simply gives

$$II = \sum_k \frac{1}{\epsilon^2} \int_{\omega'} \rho \partial_k (f(Q)) x_k = -\frac{1}{\epsilon^2} \int_{\omega'} 3\rho f(Q) + \frac{1}{\epsilon^2} \int_{\partial\omega'} \rho f(Q) (x \cdot \nu). \quad (22)$$

For (III) we need to add (and subtract) the same integral with derivatives on \widetilde{Q}_{ij} . Then

$$\begin{aligned} III &= \frac{1}{\epsilon^\gamma} \int_{\omega'} \rho (Q_{ij} - \widetilde{Q}_{ij}) \partial_k Q_{ij} x_k \\ &= \frac{1}{2\epsilon^\gamma} \int_{\omega'} \rho \partial_k (Q_{ij} - \widetilde{Q}_{ij})^2 x_k + \frac{1}{\epsilon^\gamma} \int_{\omega'} \rho (Q_{ij} - \widetilde{Q}_{ij}) \partial_k \widetilde{Q}_{ij} x_k \\ &= -\frac{3}{2\epsilon^\gamma} \int_{\omega'} \rho (Q_{ij} - \widetilde{Q}_{ij})^2 + \frac{1}{2\epsilon^\gamma} \int_{\partial\omega'} \rho (Q_{ij} - \widetilde{Q}_{ij})^2 x_k \nu_k \\ &\quad + \frac{1}{\epsilon^\gamma} \int_{\omega'} \rho (Q_{ij} - \widetilde{Q}_{ij}) \partial_k \widetilde{Q}_{ij} x_k. \end{aligned} \quad (23)$$

The fifth integral (V) simply gives

$$\begin{aligned} \int_{\omega'} \frac{1}{\rho} Q_{2 \times 2} : ((x \cdot \nabla')Q) &= \int_{\omega'} \frac{1}{\rho} \frac{1}{2} (x \cdot \nabla') (Q_{2 \times 2} : Q) \\ &= -\frac{1}{2} \int_{\omega'} \left(0 + \frac{1}{\rho}\right) |\partial_\varphi Q|^2 + \frac{1}{2} \int_{\partial\omega'} (\nu \cdot x) \frac{1}{\rho} |\partial_\varphi Q|^2. \end{aligned} \quad (24)$$

Combining (21), (22), (23) and (24), the equality (19) reads

$$\begin{aligned} \int_{\partial\omega'} \rho (x \cdot \nu) &\left(\frac{1}{2} |\nabla' Q|^2 + \frac{1}{2\rho^2} |\partial_\varphi Q|^2 + \frac{1}{\epsilon^2} f(Q) + \frac{1}{2\epsilon^\gamma} |Q - \widetilde{Q}|^2 \right) \\ &= \frac{1}{2} \int_{\omega'} \rho |\nabla' Q|^2 + \frac{1}{\rho} |\partial_\varphi Q|^2 + \frac{3}{\epsilon^2} \int_{\omega'} \rho f(Q) + \frac{3}{2\epsilon^\gamma} \int_{\omega'} \rho |Q - \widetilde{Q}|^2 \\ &\quad + \frac{1}{\epsilon^\gamma} \int_{\omega'} \rho (Q - \widetilde{Q}) : (x \cdot \nabla' \widetilde{Q}) + \int_{\partial\omega'} \rho (x \cdot \nabla' Q) : (\nu \cdot \nabla' Q), \end{aligned}$$

which gives the result. □

Since almost all term in consideration contain a ρ factor due to the passage from Ω to Ω'_σ , it is natural to introduce

$$\rho_{\min}^\sigma(x_0, l) := \inf \{ \rho : (\rho, z) \in B_l(x_0) \cap \Omega'_\sigma \}, \quad (25)$$

for a point $x_0 \in \Omega'_\sigma$ and $l > 0$. Note that if we write $x_0 = (\rho_0, z_0)$, then $\rho_{\min}^\sigma(x_0, l) = \max\{\rho_0 - l, \sigma\}$. In particular, $\rho_{\min}^\sigma(x_0, l) \geq \sigma$.

The following Proposition is a key ingredient in the proof of Theorem 3.4.

Proposition 3.6. *For all $\delta > 0$ there exist constants $\lambda_0, \mu_0 > 0$ such that for all $\sigma > 0$, $x_0 \in \Omega'_\sigma$ and $l \in [\lambda_0\epsilon, 1]$ the following implication holds:*

$$\frac{1}{\epsilon^2} \int_{B_{2l}(x_0) \cap \Omega'_\sigma} \rho f(Q_\epsilon) \leq \mu_0 \rho_{\min}^\sigma(x_0, 2l) \quad \Rightarrow \quad \text{dist}(Q_\epsilon, \mathcal{N}) \leq \delta \text{ on } B_l(x_0) \cap \Omega'_\sigma.$$

Proof. We claim that λ_0, μ_0 can be defined as

$$\lambda_0 := \frac{\delta}{2C}, \quad \mu_0 := \frac{\pi}{4} \lambda_0^2 f_{\min},$$

where C is a constant such that $\epsilon \|\nabla Q_\epsilon\|_{L^\infty} \leq C$ (see Proposition 3.3) and f_{\min} is the minimum of f on the set $\{Q \in \text{Sym}_0 : |Q| \leq \sqrt{\frac{2}{3}} s_*, \text{dist}(Q, \mathcal{N}) \geq \delta/2\}$. Note that $f_{\min} > 0$ since on this compact set f is strictly positive.

In order to show that the definition indeed gives the desired implication, we argue by contradiction. Therefore we assume that there exists $x_0 \in \Omega$ and $l \in [\lambda_0\epsilon, 1]$ such that there is an $x \in B_l(x_0) \cap \Omega'_\sigma$ with $\frac{1}{\epsilon^2} \int_{B_{2l}(x_0) \cap \Omega'_\sigma} \rho f(Q_\epsilon) \leq \mu_0 \rho_{\min}^\sigma(x_0, 2l)$ and $\text{dist}(Q_\epsilon(x), \mathcal{N}) > \delta$.

This implies that $B_{\lambda_0\epsilon}(x) \subset B_{2l}(x_0) \cap (\mathbb{R}^2 \setminus B_1(0))$. Indeed one can show that $\text{dist}(x, \partial\Omega) > \lambda_0\epsilon$. Otherwise one would have $\text{dist}(Q_\epsilon(x), \mathcal{N}) \leq \|\nabla Q_\epsilon\|_{L^\infty} \text{dist}(x, \partial\Omega) \leq C\lambda_0 = \frac{\delta}{2}$ by definition of λ_0 . This clearly contradicts the assumption that $\text{dist}(Q_\epsilon(x), \mathcal{N}) > \delta$. Then, for all $y \in B_{\lambda_0\epsilon}(x) \cap \Omega'_\sigma$ by the triangle inequality

$$\text{dist}(Q_\epsilon(y), \mathcal{N}) \geq \text{dist}(Q_\epsilon(x), \mathcal{N}) - |Q_\epsilon(x) - Q_\epsilon(y)| > \delta - \lambda_0\epsilon \|\nabla Q_\epsilon\|_{L^\infty} \geq \frac{\delta}{2}.$$

By definition of f_{\min} this implies $f(Q_\epsilon(y)) > f_{\min}$. Since $B_{\lambda_0\epsilon}(x) \cap \Omega'_\sigma \subset B_{2l}(x_0) \cap \Omega'_\sigma$ and $|B_{\lambda_0\epsilon}(x) \cap \Omega'_\sigma| \geq \frac{1}{2}\pi(\lambda_0\epsilon)^2$ we know that

$$\begin{aligned} \frac{1}{\epsilon^2} \int_{B_{2l}(x_0) \cap \Omega'_\sigma} \rho f(Q_\epsilon) &\geq \frac{1}{\epsilon^2} \rho_{\min}^\sigma(x_0, 2l) \int_{B_{\lambda_0\epsilon}(x) \cap \Omega'_\sigma} f(Q_\epsilon) \\ &\geq \frac{1}{\epsilon^2} \rho_{\min}^\sigma(x_0, 2l) \frac{\pi}{2} (\lambda_0\epsilon)^2 f_{\min} = 2\mu_0 \rho_{\min}^\sigma(x_0, 2l), \end{aligned}$$

which contradicts our assumption. \square

The next Lemma basically tells us that for $\alpha \in (0, 1)$ there has to be some radius $r \leq \epsilon^{\alpha/2}$ so that we can control the energy on ∂B_r in terms of the energy on $B_{\epsilon^{\alpha/2}}$. It will become important later on when we will use it to bound the energy contributions of the boundary terms from Pokhozhaev identity.

Lemma 3.7. For all $x_0 \in \Omega'$ there exists $r \in (\epsilon^\alpha, \epsilon^{\frac{\alpha}{2}})$ (depending on x_0 and ϵ) such that

$$\int_{\partial B_r(x_0) \cap \Omega'} \rho \left(\frac{1}{2} |\nabla Q_\epsilon|^2 + \frac{1}{\epsilon^2} f(Q_\epsilon) + \frac{1}{2\epsilon^\gamma} |Q_\epsilon - \widetilde{Q}_\epsilon|^2 \right) dx \leq \frac{4E_\epsilon^{2D}(Q_\epsilon, B_{\epsilon^{\alpha/2}}(x_0) \cap \Omega')}{\alpha r |\ln \epsilon|}.$$

Proof. The proof consists of an averaging argument. Assume that no such r exists. With the notation $B' = B_{\epsilon^{\alpha/2}}(x_0) \cap \Omega'$, this would imply

$$\begin{aligned} E_\epsilon^{2D}(Q_\epsilon, B') &= \int_0^{\epsilon^{\alpha/2}} \int_{\partial B_r(x_0) \cap \Omega'} \rho \left(\frac{1}{2} |\nabla Q_\epsilon|^2 + \frac{1}{\epsilon^2} f(Q_\epsilon) + \frac{1}{2\epsilon^\gamma} |Q_\epsilon - \widetilde{Q}_\epsilon|^2 \right) dx dr \\ &\geq \int_{\epsilon^\alpha}^{\epsilon^{\alpha/2}} \int_{\partial B_r(x_0) \cap \Omega'} \rho \left(\frac{1}{2} |\nabla Q_\epsilon|^2 + \frac{1}{\epsilon^2} f(Q_\epsilon) + \frac{1}{2\epsilon^\gamma} |Q_\epsilon - \widetilde{Q}_\epsilon|^2 \right) dx dr \\ &\geq \frac{4E_\epsilon^{2D}(Q_\epsilon, B')}{\alpha |\ln \epsilon|} \int_{\epsilon^\alpha}^{\epsilon^{\alpha/2}} \frac{1}{r} dr \\ &= \frac{4E_\epsilon^{2D}(Q_\epsilon, B')}{\alpha |\ln \epsilon|} \frac{\alpha}{2} |\ln(\epsilon)| \\ &= 2E_\epsilon^{2D}(Q_\epsilon, B'). \end{aligned}$$

This gives that $E_\epsilon^{2D}(Q_\epsilon, B') = 0$ and thus Q_ϵ is constant on B' and $Q_\epsilon = \widetilde{Q}_\epsilon \equiv q \in \mathcal{N}$. But since the constant map q satisfies the Lemma, we get a contradiction. \square

The following two results (Lemma 3.8 and Proposition 3.10) are similar to [13], see also [19, Lemma 1.4.8, Proposition 1.4.9]. Lemma 3.8 states that we can derive a better bound (independent of ϵ) than (14) on balls B_{ϵ^α} for the energy contribution of f . Then Proposition 3.10 tells us the cost in terms of energy for such a ball if Q_ϵ is not close to \mathcal{N} . Both results rely on Pokhozhaev identity (Proposition 3.5) and Lemma 3.7.

Lemma 3.8. Let $x_0 \in \Omega'$. Then there exists a constant $C_\alpha > 0$ which depends only on α, γ, Ω , the energy bound in (14) and the boundary data in (8) such that if ϵ is small enough

$$\frac{1}{\epsilon^2} \int_{B_{\epsilon^\alpha}(x_0) \cap \Omega'} \rho f(Q_\epsilon) dx \leq C_\alpha.$$

Proof. By Lemma 3.7 there exists $r \in (\epsilon^\alpha, \epsilon^{\frac{\alpha}{2}})$ and a constant $\overline{C} > 0$ such that for ϵ small enough

$$\int_{\partial B_r(x_0) \cap \Omega'} \rho \left(\frac{1}{2} |\nabla Q_\epsilon|^2 + \frac{1}{\epsilon^2} f(Q_\epsilon) + \frac{1}{2\epsilon^\gamma} |Q_\epsilon - \widetilde{Q}_\epsilon|^2 \right) \leq \frac{\overline{C}}{\alpha r}, \quad (26)$$

where we also used the energy bound (14).

Now assume in a first step that $B_r(x_0) \subset \Omega'$. Using the Pokhozhaev identity from Proposition 3.5 with $\omega' = B_r(x_0)$ and $\bar{x} = x_0$, we find

$$\begin{aligned} \frac{3}{\epsilon^2} \int_{B_r(x_0)} \rho f(Q_\epsilon) &\leq \int_{\partial B_r(x_0)} \rho ((x - x_0) \cdot \nu) \left(\frac{1}{2} |\nabla Q_\epsilon|^2 + \frac{1}{\epsilon^2} f(Q_\epsilon) + \frac{1}{2\epsilon^\gamma} |Q_\epsilon - \widetilde{Q}_\epsilon|^2 \right) \\ &\quad + \frac{1}{\epsilon^\gamma} \int_{B_r(x_0)} \rho |Q_\epsilon - \widetilde{Q}_\epsilon| |(x - x_0) \cdot \nabla' \widetilde{Q}_\epsilon| \\ &\quad - \int_{\partial B_r(x_0)} \rho ((x - x_0) \cdot \nabla' Q_\epsilon) : (\nu \cdot \nabla' Q_\epsilon). \end{aligned} \quad (27)$$

Notice that since $x \in \partial B_r(x_0)$ we have $(x - x_0) \cdot \nabla' Q_\epsilon = r\nu \cdot \nabla' Q_\epsilon$, i.e.

$$((x - x_0) \cdot \nabla' Q_\epsilon) : (\nu \cdot \nabla' Q_\epsilon) = r |\nu \cdot \nabla' Q_\epsilon|^2 \geq 0,$$

and $(x - x_0) \cdot \nu = r|\nu|^2 = r$. Substituting this into (27), one gets

$$\begin{aligned} \frac{3}{\epsilon^2} \int_{B_r(x_0)} \rho f(Q_\epsilon) &\leq r \int_{\partial B_r(x_0)} \rho \left(\frac{1}{2} |\nabla Q_\epsilon|^2 + \frac{1}{\epsilon^2} f(Q_\epsilon) + \frac{1}{2\epsilon^\gamma} |Q_\epsilon - \widetilde{Q}_\epsilon|^2 \right) \\ &\quad + \frac{1}{\epsilon^\gamma} \int_{B_r(x_0)} \rho |Q_\epsilon - \widetilde{Q}_\epsilon| |(x - x_0) \cdot \nabla' \widetilde{Q}_\epsilon|. \end{aligned}$$

By (26) and Cauchy-Schwarz inequality this entails

$$\begin{aligned} \frac{3}{\epsilon^2} \int_{B_r(x_0)} \rho f(Q_\epsilon) \, dx &\leq r \frac{\overline{C}}{\alpha r} + \frac{r}{\epsilon^\gamma} \left(\int_{B_r(x_0)} \rho |Q_\epsilon - \widetilde{Q}_\epsilon|^2 \right)^{\frac{1}{2}} \left(\int_{B_r(x_0)} \rho |\nabla' \widetilde{Q}_\epsilon|^2 \right)^{\frac{1}{2}} \\ &\leq \frac{\overline{C}}{\alpha} + C \frac{\epsilon^{\frac{\alpha}{2}}}{\epsilon^\gamma} ((1 + |\ln \epsilon|)^2 \epsilon^\gamma)^{\frac{1}{2}} \leq \frac{\overline{C}}{\alpha} + C \epsilon^{(\alpha-\gamma)/4}, \end{aligned}$$

provided $\alpha > \gamma$ and ϵ small enough. This proves the claim in the case where $B_r(x_0) \subset \Omega'$.

In a second step we show that the result also holds if $B_r(x_0) \not\subset \Omega'$. We define $\Gamma = B_r(x_0) \cap \partial\Omega'$ which is now non-empty. This enables us to write $\partial(B_r(x_0) \cap \Omega') = \Gamma \cup (\partial B_r(x_0) \cap \Omega')$. Again we apply Proposition 3.5 with $\omega' = B_r(x_0) \cap \Omega'$ but this time we set $\bar{x} = z$, where $z \in \Omega' \cap B_r(x_0)$ is given by Proposition 3.9 for $y = x_0$. By Proposition 3.5 we get

$$\begin{aligned} \frac{3}{\epsilon^2} \int_{B_r(x_0) \cap \Omega'} \rho f(Q_\epsilon) \, dx &\leq \int_{\partial B_r(x_0) \cap \Omega'} \rho ((x - \bar{x}) \cdot \nu) \left(\frac{1}{2} |\nabla Q_\epsilon|^2 + \frac{1}{\epsilon^2} f(Q_\epsilon) + \frac{1}{2\epsilon^\gamma} |Q_\epsilon - \widetilde{Q}_\epsilon|^2 \right) \\ &\quad + \int_{\Gamma} \rho ((x - \bar{x}) \cdot \nu) \left(\frac{1}{2} |\nabla Q_\epsilon|^2 + \frac{1}{\epsilon^2} f(Q_\epsilon) + \frac{1}{2\epsilon^\gamma} |Q_\epsilon - \widetilde{Q}_\epsilon|^2 \right) \\ &\quad - \frac{3}{2\epsilon^\gamma} \int_{B_r(x_0) \cap \Omega'} \rho |Q_\epsilon - \widetilde{Q}_\epsilon|^2 - \frac{1}{\epsilon^\gamma} \int_{B_r(x_0) \cap \Omega'} \rho (Q_\epsilon - \widetilde{Q}_\epsilon) : ((x - \bar{x}) \cdot \nabla' \widetilde{Q}) \\ &\quad - \int_{\Gamma} \rho ((x - \bar{x}) \cdot \nabla' Q_\epsilon) : (\nu \cdot \nabla' Q_\epsilon) - \int_{\partial B_r(x_0) \cap \Omega'} \rho ((x - \bar{x}) \cdot \nabla' Q_\epsilon) : (\nu \cdot \nabla' Q_\epsilon), \end{aligned}$$

where we denoted ν the unit outward normal. For the integrals on $\partial B_r(x_0) \cap \Omega'$ and $B_r(x_0) \cap \Omega'$ we proceed as before using $|(x - \bar{x}) \cdot \nu| \leq 2r$. Note, that this time $(x - \bar{x}) \cdot \tau$ does not necessarily vanish. Nevertheless, the integral involving this term can be estimated from above by $\int_{\partial B_r(x_0) \cap \Omega'} 2r\rho |\nabla' Q_\epsilon|^2$ and then be estimated using (26). Now we estimate the integrals involving Γ . First note that $Q_\epsilon = \widetilde{Q}_\epsilon = Q_b$ on $\Gamma \cap \partial\Omega$ with $f(Q_b) = 0$, i.e. $\int_{\Gamma \cap \partial\Omega} \rho f(Q_\epsilon) = 0$ and $\int_{\Gamma \cap \partial\Omega} \rho |Q_\epsilon - \widetilde{Q}_\epsilon|^2 = 0$. On $\Gamma \setminus \partial\Omega \subset \{\rho = 0\}$ we find that all integrals vanish because of the bounds in Q_ϵ established in Proposition 3.3. We are left with the two integrals on $\Gamma \cap \partial\Omega$ with gradients. The idea is now to split the gradient into a tangential and a normal part. The tangential part depends only on the boundary data Q_b , the normal part needs to be estimated. So let τ be the unit tangent vector on Γ . Decomposing $\nabla' Q_\epsilon = (\nu \cdot \nabla' Q_\epsilon)\nu + (\tau \cdot \nabla' Q_\epsilon)\tau$ and substituting this into

$\int_{\Gamma \cap \partial \Omega} \rho(x - \bar{x}) \cdot \nu \frac{1}{2} |\nabla' Q_\epsilon|^2$ yields

$$\begin{aligned} \frac{3}{\epsilon^2} \int_{B_r(x_0) \cap \Omega'} \rho f(Q_\epsilon) \, dx &\leq 4 \frac{\bar{C}}{\alpha} + C\epsilon^{(\alpha-\gamma)/4} - \int_{\Gamma \cap \partial \Omega} \rho((x - \bar{x}) \cdot \nabla' Q_\epsilon) : (\nu \cdot \nabla' Q_\epsilon) \\ &\quad + \frac{1}{2} \int_{\Gamma \cap \partial \Omega} \rho((x - \bar{x}) \cdot \nu) |\nu \cdot \nabla' Q_\epsilon|^2 + \frac{1}{2} \int_{\Gamma \cap \partial \Omega} \rho((x - \bar{x}) \cdot \nu) |\tau \cdot \nabla' Q_\epsilon|^2 \\ &\leq 4 \frac{\bar{C}}{\alpha} + C\epsilon^{(\alpha-\gamma)/4} + C_{Q_b} \epsilon^{\alpha/2} - \frac{1}{2} \int_{\Gamma \cap \partial \Omega} \rho((x - \bar{x}) \cdot \nu) |\nu \cdot \nabla' Q_\epsilon|^2 \\ &\quad - \int_{\Gamma \cap \partial \Omega} \rho((x - \bar{x}) \cdot \tau) (\tau \cdot \nabla' Q_b) : (\nu \cdot \nabla' Q_\epsilon), \end{aligned}$$

where we used that $(x - \bar{x}) = ((x - \bar{x}) \cdot \nu) \nu + ((x - \bar{x}) \cdot \tau) \tau$ and that $\tau \cdot \nabla' Q_\epsilon = \tau \cdot \nabla' Q_b$ only depends on the given boundary values. We apply the inequality $ab \leq a^2/(2C^2) + C^2b^2/2$ with $C = \sqrt{C_\Omega/2}$ from Proposition 3.9 to get

$$\begin{aligned} \frac{3}{\epsilon^2} \int_{B_r(Q_\epsilon) \cap \Omega'} \rho f(Q_\epsilon) \, dx &\leq 4 \frac{\bar{C}}{\alpha} + C\epsilon^{(\alpha-\gamma)/4} + C_{Q_b} \epsilon^{\alpha/2} - \frac{1}{2} \int_{\Gamma \cap \partial \Omega} \rho((x - \bar{x}) \cdot \nu) |\nu \cdot \nabla' Q_\epsilon|^2 \\ &\quad + \frac{1}{C_\Omega} \int_{\Gamma \cap \partial \Omega} \rho |(x - \bar{x}) \cdot \tau| |\tau \cdot \nabla' Q_b|^2 + \frac{C_\Omega}{4} \int_{\Gamma \cap \partial \Omega} \rho |(x - \bar{x}) \cdot \tau| |\nu \cdot \nabla' Q_\epsilon|^2. \end{aligned}$$

Then we apply Proposition 3.9 to get

$$\begin{aligned} \frac{1}{\epsilon^2} \int_{B_r(Q_\epsilon) \cap \Omega'} \rho f(Q_\epsilon) \, dx &\leq 4 \frac{\bar{C}}{\alpha} + C\epsilon^{(\alpha-\gamma)/4} + C_{Q_b} \epsilon^{\alpha/2} - \frac{1}{2} \int_{\Gamma \cap \partial \Omega} C_\Omega r \rho |\nu \cdot \nabla' Q_\epsilon|^2 \\ &\quad + \frac{C_\Omega}{4} \int_{\Gamma \cap \partial \Omega} 2r \rho |\nu \cdot \nabla' Q_\epsilon|^2 \\ &= 4 \frac{\bar{C}}{\alpha} + C\epsilon^{(\alpha-\gamma)/4} + C_{Q_b} \epsilon^{\alpha/2}. \end{aligned}$$

□

Proposition 3.9. *There exist constants $C_\Omega, \epsilon_1 > 0$ such that for all $0 < \epsilon \leq \epsilon_1$, $r \in (\epsilon^\alpha, \epsilon^{\frac{\alpha}{2}})$ and $y \in \Omega'$ there exists $z \in B_r(y) \cap \Omega'$ such that*

$$\nu(x) \cdot (x - z) \geq C_\Omega r \quad \forall x \in \partial \Omega' \cap B_r(y),$$

where ν is the outward unit normal on $\partial \Omega'$.

Proof. Let us start by considering the domain $R = \{(x_1, x_2) \in \mathbb{R}^2 : x_1, x_2 > 0\}$. Let $y \in R$ and $r > 0$ such that $B_r(y) \cap \partial R \neq \emptyset$ (otherwise the result is trivial). Let $L_1 = |\{x_2 = 0\} \cap B_r(y)|$ and $L_2 = |\{x_1 = 0\} \cap B_r(y)|$. Then we define $z = y + \frac{r}{2} (R_1/L(0, 1)^\top + L_1/L(1, 0)^\top)$, where $L^2 = L_1^2 + L_2^2$. We will show that this definition of z indeed satisfies our claim. Without loss of generality we may assume that $y_1 \geq y_2$. We consider the following cases:

1. $(0, 0) \in B_r(y)$. In this case, $L_1 = y_1 + \sqrt{r^2 - y_2^2}$ and $L_2 = y_2 + \sqrt{r^2 - y_1^2}$. Let $x = (x_1, 0)$. Then $\nu(x) = (0, -1)^\top$ and

$$\nu(x) \cdot (x - z) = (y_2 - x_2) + \frac{r}{2} \frac{L_1}{L} \geq \frac{r}{2} \frac{L_1}{L}.$$

Analogously, for $x = (0, x_2)$ we find $\nu \cdot (x - z) \geq \frac{r}{2} \frac{L_2}{L}$. Since $y_1 \geq y_2$ we have also the inequality $L_1 \geq L_2$. Minimizing L_2/L subject to the constraint $y_1 \geq y_2$ we get $y_1 = y_2$ and thus $L_1 = L_2$, i.e. $\nu(x) \cdot (x - z) \geq \frac{r}{2\sqrt{2}}$.

2. $L_2 \neq 0$ and $(0, 0) \notin B_r(y)$. Then $L_1 = 2\sqrt{r^2 - y_2^2}$ and $L_2 = 2\sqrt{r^2 - y_1^2}$. A similar calculation as in the first case shows that $\nu(x) \cdot (x - z) \geq \frac{r}{2\sqrt{2}}$.
3. $L_2 = 0$. The lengths L_1, L_2 are given as in the second case, but since $L_2 = 0$ we get directly $\nu(x) \cdot (x - z) \geq \frac{r}{2} \frac{L_1}{L} = \frac{r}{2}$.

Now we consider the domain Ω' . For a radius $0 < r < \frac{1}{2}$ the angular difference between the normal vectors of Ω' and R is smaller than $\arccos(1 - r)$. Thus, for ϵ_1 small enough, $0 < \epsilon \leq \epsilon_1$, $r \in (\epsilon^\alpha, \epsilon^{\frac{\alpha}{2}})$, we can find $C_\Omega > 0$ such that

$$\nu(x) \cdot (x - z) \geq \frac{r}{2} \cos\left(\frac{\pi}{4} + \arccos(1 - r)\right) \geq \frac{r}{2} \cos\left(\frac{\pi}{4} + \arccos(1 - \epsilon_1^{\alpha/2})\right) \geq C_\Omega r > 0.$$

□

We have now all the necessary tools to prove the second important ingredient for the proof of Theorem 3.4.

Proposition 3.10. *For all $\delta, \sigma > 0$ there exist $\epsilon_2, \zeta_\alpha > 0$ such that for $0 < \epsilon \leq \epsilon_2$ and $x_0 \in \Omega'_\sigma$ the following implication holds:*

$$\text{dist}(Q_\epsilon(x_0), \mathcal{N}) > \delta \quad \Rightarrow \quad E_\epsilon^{2D}(Q_\epsilon, B_{\epsilon^\alpha}(x_0) \cap \Omega') \geq \zeta_\alpha (|\ln \epsilon| + 1) \rho_{\min}^\sigma(x_0, \epsilon^\alpha),$$

with $\rho_{\min}^\sigma \geq \sigma$ defined as in (25). The constant ζ_α can be chosen to be dependent only on α and δ , while ϵ_2 depends on $\delta, \sigma, \alpha, \gamma$.

Proof. Let's assume that the conclusion does not hold at $x_0 \in \Omega'_\sigma$, i.e. $E_\epsilon^{2D}(Q_\epsilon, B_{\epsilon^\alpha}(x_0) \cap \Omega') \leq \zeta_\alpha (|\ln \epsilon| + 1) \rho_{\min}^\sigma(x_0, \epsilon^\alpha)$. Then there exists a radius $r \in (\epsilon^{2\alpha}, \epsilon^\alpha)$ such that

$$\int_{\partial B_r(x_0) \cap \Omega'} \rho \left(\frac{1}{2} |\nabla Q_\epsilon|^2 + \frac{1}{\epsilon^2} f(Q_\epsilon) + \frac{1}{2\epsilon^\gamma} |Q_\epsilon - \widetilde{Q}_\epsilon|^2 \right) dx \leq \frac{2\zeta_\alpha \rho_{\min}^\sigma(x_0, \epsilon^\alpha)}{\alpha r}. \quad (28)$$

Indeed, otherwise

$$E_\epsilon^{2D}(Q_\epsilon, B_{\epsilon^\alpha}(x_0) \cap \Omega') \geq \int_{\epsilon^{2\alpha}}^{\epsilon^\alpha} \frac{2\zeta_\alpha \rho_{\min}^\sigma(x_0, \epsilon^\alpha)}{\alpha r} dr = 2\zeta_\alpha \rho_{\min}^\sigma(x_0, \epsilon^\alpha) |\ln(\epsilon)|,$$

which clearly contradicts our assumption for $\epsilon < \frac{1}{e}$.

Replacing (26) by (28) in the proof of Lemma 3.8, i.e. $\overline{C} = 2\zeta_\alpha \rho_{\min}^\sigma(x_0, \epsilon^\alpha)$, we find

$$\frac{1}{\epsilon^2} \int_{B_r(x_0) \cap \Omega'} \rho f(Q_\epsilon) \leq \frac{8\zeta_\alpha \rho_{\min}^\sigma(x_0, \epsilon^\alpha)}{\alpha} + C\epsilon_2^{(\alpha-\gamma)/4},$$

where the constant C can be chosen to be independent of α and ϵ . We choose ϵ_2 small enough such that it satisfies the estimate $\lambda_0 \epsilon_2 < \frac{1}{2} \epsilon^\alpha$. Now choose $\zeta_\alpha \leq \frac{\alpha \mu_0}{16}$ and $\epsilon_2 \leq \left(\frac{\mu_0 \sigma}{2C}\right)^{\frac{4}{\alpha-\gamma}}$, where μ_0 is the constant from Proposition 3.6. These bounds imply that $\mu_0 \rho_{\min}^\sigma(x_0, \epsilon^\alpha) \geq \frac{8\zeta_\alpha \rho_{\min}^\sigma(x_0, \epsilon^\alpha)}{\alpha} + C\epsilon_2^{(\alpha-\gamma)/4}$, i.e. we can apply Proposition 3.6 with $l = \frac{1}{2} \epsilon^\alpha$. This implies $\text{dist}(Q_\epsilon(x_0), \mathcal{N}) \leq \delta$, which proves the claim. □

Now we can finally prove Theorem 3.4 and define the set of singularities X_ϵ . To do this, one can proceed as follows: In a first step we cover Ω with balls of size ϵ^α and look for balls where the energy is large. The number of such balls has to be finite because of the energy bound. In view of Proposition 3.10, Q_ϵ will be almost uniaxial outside of these balls. In the second step we improve our estimates to the scale ϵ . We cover the balls with high energy from step one with balls of size ϵ and determine balls where f is large. By Lemma 3.8 this number will be finite too and Proposition 3.6 implies that Q_ϵ is indeed close to \mathcal{N} on all other balls. We can then take X_ϵ to be the set of all centers of balls with large energy.

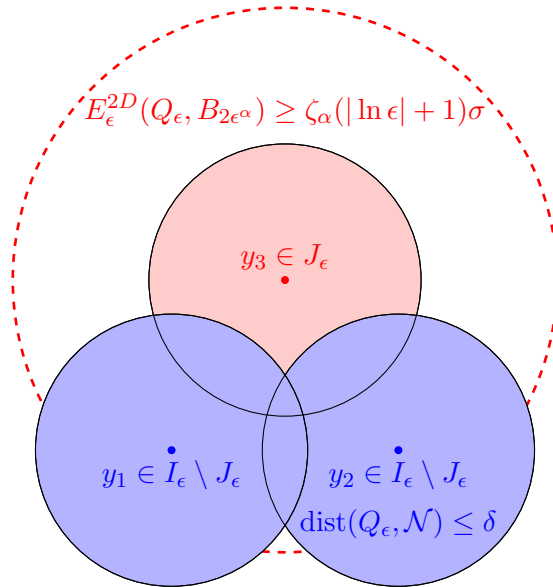


Figure 1: First covering argument: Find balls B_{ϵ^α} , where the energy is large

Proof of Theorem 3.4. Let $\delta, \sigma > 0$ be given and choose $\alpha \in (0, 1)$. Let $\{B_{\epsilon^\alpha}(y) : y \in \Omega'\}$ be a covering of Ω' . By Vitali Covering Lemma there exists a countable family of points $\{y_i\}_{i \in I_\epsilon}$ such that

$$\Omega' \subset \bigcup_{i \in I_\epsilon} B_{\epsilon^\alpha}(y_i), \quad B_{\frac{1}{5}\epsilon^\alpha}(y_i) \cap B_{\frac{1}{5}\epsilon^\alpha}(y_j) = \emptyset \text{ if } i \neq j.$$

Let $\zeta_\alpha > 0$ be given as in Proposition 3.10. We define

$$J_\epsilon := \{i \in I_\epsilon : E_\epsilon^{2D}(Q_\epsilon, B_{2\epsilon^\alpha}(y_i) \cap \Omega') > \zeta_\alpha(1 + |\ln \epsilon|)\sigma\}.$$

Then by the energy bound (14),

$$\zeta_\alpha(1 + |\ln \epsilon|)\sigma \# J_\epsilon \leq \sum_{i \in J_\epsilon} E_\epsilon^{2D}(Q_\epsilon, B_{2\epsilon^\alpha}(y_i) \cap \Omega') \leq C E_\epsilon^{2D}(Q_\epsilon, \Omega') \leq C(1 + |\ln \epsilon|). \quad (29)$$

Indeed, note that there is a constant C depending only on the space dimension such that each point in Ω' is covered by at most C balls. This implies the second inequality in (29). From (29) we directly infer that the cardinality of J_ϵ is bounded by a constant dependent on δ, σ, α as well as the space dimension and the energy bound, but independent of ϵ . Let $i \in I_\epsilon \setminus J_\epsilon$ and

$x_0 \in B_{\epsilon^\alpha}(y_i) \cap \Omega'_\sigma$. If $\text{dist}(Q_\epsilon(x_0), \mathcal{N}) > \delta$ we deduce by Proposition 3.10 that $E_\epsilon^{2D}(Q_\epsilon, B_{2\epsilon^\alpha}(y_i) \cap \Omega') \geq E_\epsilon^{2D}(Q_\epsilon, B_{\epsilon^\alpha}(x_0) \cap \Omega') > \zeta_\alpha(|\ln(\epsilon)| + 1)\sigma$, a contradiction to $i \in I_\epsilon \setminus J_\epsilon$. Hence

$$\text{dist}(Q_\epsilon(x), \mathcal{N}) \leq \delta \quad \forall x \in B_{\epsilon^\alpha}(y_i) \cap \Omega'_\sigma, i \in I_\epsilon \setminus J_\epsilon.$$

See also Figure 1. Note, that this estimate is not good enough since we announced the radius around points in X_ϵ to be of order ϵ instead of ϵ^α .

Now fix $i \in J_\epsilon$. Again by Vitali covering Lemma we can consider a covering of $B_{\epsilon^\alpha}(y_i) \cap \Omega'_\sigma$ of the form

$$B_{\epsilon^\alpha}(y_i) \cap \Omega'_\sigma \subset \bigcup_{j \in I_{\epsilon,i}} B_{\lambda_0 \epsilon}(z_j), \quad B_{\frac{1}{5}\lambda_0 \epsilon}(z_j) \cap B_{\frac{1}{5}\lambda_0 \epsilon}(z_k) = \emptyset \text{ if } j \neq k,$$

with all $z_j \in B_{\epsilon^\alpha}(y_i)$ and where λ_0 is given by Proposition 3.6. Furthermore, we define

$$J_{\epsilon,i} := \left\{ j \in I_{\epsilon,i} : \frac{1}{\epsilon^2} \int_{B_{2\lambda_0 \epsilon}(z_j) \cap \Omega'_\sigma} \rho f(Q_\epsilon) \geq \mu_0 \sigma \right\},$$

with μ_0 again from Proposition 3.6. By Lemma 3.8, recalling that $2\lambda_0 \epsilon < \epsilon^\alpha$

$$\mu_0 \sigma \#J_{\epsilon,i} \leq \sum_{j \in J_{\epsilon,i}} \frac{1}{\epsilon^2} \int_{B_{2\lambda_0 \epsilon}(z_j) \cap \Omega'_\sigma} \rho f(Q_\epsilon) \leq \frac{C}{\epsilon^2} \int_{B_{\epsilon^\alpha}(y_i) \cap \Omega'} \rho f(Q_\epsilon) \leq C_\alpha, \quad (30)$$

so that $\#J_{\epsilon,i}$ is also bounded independently of ϵ . Applying Proposition 3.6 to the sets $B_{2\lambda_0 \epsilon}(z_j)$ for $j \in I_{\epsilon,i} \setminus J_{\epsilon,i}$ we get that $\text{dist}(Q_\epsilon(x), \mathcal{N}) \leq \delta$ for all $x \in B_{\lambda_0 \epsilon}(z_j) \cap \Omega'_\sigma$, see Figure 2. Thus, setting $X_\epsilon := \bigcup_{i \in J_\epsilon} J_{\epsilon,i}$ yields the result. \square

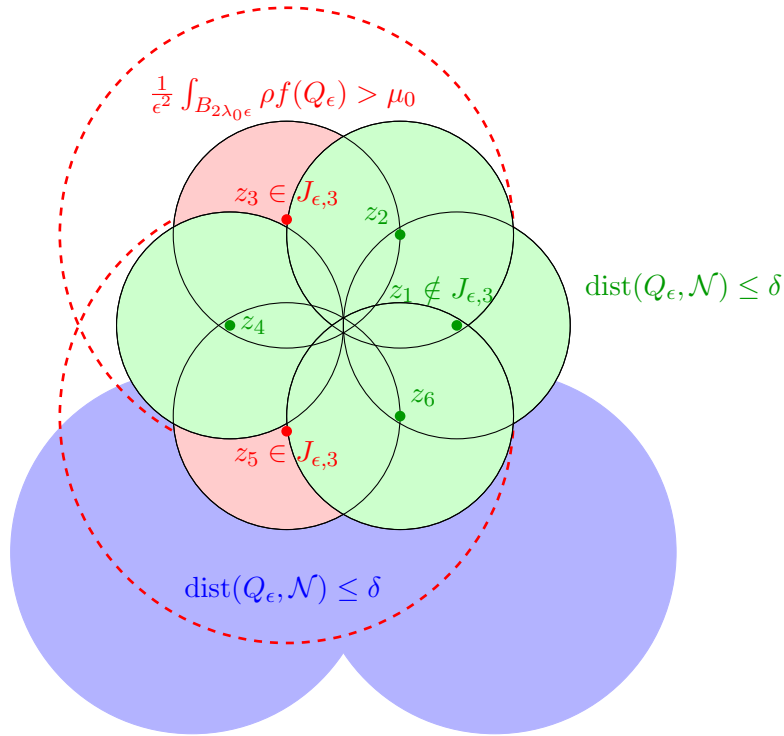


Figure 2: Second covering argument: Find balls, where $\frac{1}{\epsilon^2} \int \rho f(Q_\epsilon)$ is large

3.3 Lower bound near singularities

The goal of this subsection is to precisely determine the cost of a singularity. The plan is to use estimates as in [21, Chapter 6] which generalize the idea of [30, 39]. The general idea is to decompose the gradient of a function into a derivative of its norm and of its phase as for example

$$|\nabla u|^2 = |\nabla|u||^2 + |u|^2 \left| \nabla \frac{u}{|u|} \right|^2$$

for any vectorial function u that does not vanish. Following [19], we replace the phase $u/|u|$ by the projection of Q_ϵ onto \mathcal{N} . As a substitute for the norm, we introduce the auxiliary function ϕ .

Definition 3.11. We define the function $\phi : \text{Sym}_0 \rightarrow \mathbb{R}$ by

$$\phi(Q) = \begin{cases} \frac{1}{s_*} s(Q) (1 - r(Q)) & Q \in \text{Sym}_0 \setminus \{0\}, \\ 0 & Q = 0, \end{cases}$$

where s_* is given as in Proposition 1.2 and s, r are the parameters from the decomposition of Q in Proposition 1.3.

Proposition 3.12. The function ϕ is Lipschitz continuous on Sym_0 and C^1 on $\text{Sym}_0 \setminus \mathcal{C}$ with $\phi(Q) = 1$ for all $Q \in \mathcal{N}$. Furthermore, for a domain $\omega \subset \Omega$ and $Q \in C^1(\omega, \text{Sym}_0)$, the function $\mathcal{R} \circ Q$ is C^1 on the open set $Q^{-1}(\text{Sym}_0 \setminus \mathcal{C})$ and the following estimate holds:

$$|\nabla Q|^2 \geq \frac{s_*^2}{3} |\nabla(\phi \circ Q)|^2 + (\phi \circ Q)^2 |\nabla(\mathcal{R} \circ Q)|^2 \quad \text{in } \omega,$$

where we use the convention that $(\phi \circ Q)^2 |\nabla(\mathcal{R} \circ Q)|^2 := 0$ if $Q(x) \in \mathcal{C}$.

Proof. The Proposition follows directly from Lemma 2.2.3 and Lemma 2.2.7 in [19]. \square

The next theorem gives the desired lower bound close to a singularity on a two dimensional unit disk. A proof of this can be found in [20, Proposition 2.5].

Theorem 3.13. There exist constants $\kappa_*, C > 0$ such that for $Q \in H^1(B_1, \text{Sym}_0)$ satisfying $Q(x) \notin \mathcal{C}$ for all $x \in B_1 \setminus B_{\frac{1}{2}}$ and $(\mathcal{R} \circ Q)|_{\partial B_1}$ is non-trivial, seen as element of $\pi_1(\mathcal{N})$ the following inequality holds

$$\int_{B_1} \frac{1}{2} |\nabla' Q|^2 + \frac{1}{\epsilon^2} f(Q) \, dx \geq \kappa_* \phi_0^2(Q, B_1 \setminus B_{\frac{1}{2}}) |\ln \epsilon| - C, \quad (31)$$

for a number $\phi_0(Q, B_1 \setminus B_{\frac{1}{2}}) = \text{essinf}_{B_1 \setminus B_{\frac{1}{2}}} \phi(Q) > 0$. Furthermore, $\kappa_* = s_*^2 \frac{\pi}{2}$.

The constant κ_* can be calculated as in [20, Lemma 2.9] or [19, Lemma 1.3.4] and is specific for $\mathcal{N} \cong \mathbb{R}P^2$. For other manifolds, there are analogous results with different constants, see [21]. For our purposes, we will use the following version of Theorem 3.13.

Corollary 3.14. *Let $x_0 \in \Omega'$ such that $B_\eta(x_0) \subset \Omega'$. Let $Q \in H^1(B_\eta(x_0), \text{Sym}_0)$ satisfying $Q(x) \notin \mathcal{C}$ for all $x \in B_\eta \setminus B_{\frac{1}{2}\eta}$ and $(\mathcal{R} \circ Q)|_{\partial B_\eta}$ is non-trivial, seen as element of $\pi_1(\mathcal{N})$. Then, with the same constant $C > 0$ as in Theorem 3.13*

$$\int_{B_\eta(x_0)} \frac{1}{2} |\nabla' Q|^2 + \frac{1}{\epsilon^2} f(Q) \, dx \geq \kappa_* \phi_0^2(Q, B_\eta \setminus B_{\frac{1}{2}\eta}) (|\ln \epsilon| - |\ln \eta|) - C, \quad (32)$$

where $\kappa_* = s_*^2 \frac{\pi}{2}$.

Proof. By translating Ω' we can assume that $x_0 = 0$. In order to apply Theorem 3.13, we define $\bar{x} = \frac{1}{\eta}x$ and $\bar{Q}(\bar{x}) = Q(\eta\bar{x}) = Q(x)$. Therefore $\bar{Q} \in H^1(B_1(0), \text{Sym}_0)$ and verifies the hypothesis of Theorem 3.13 with $\tilde{\epsilon} = \epsilon\eta$, i.e.

$$\begin{aligned} \int_{B_\eta(x_0)} \frac{1}{2} |\nabla' Q|^2 + \frac{1}{\epsilon^2} f(Q) \, dx &= \int_{B_1(x_0)} \frac{1}{2} |\nabla' \bar{Q}|^2 + \frac{1}{\eta^2 \epsilon^2} f(\bar{Q}) \, d\bar{x} \\ &\geq \kappa_* \phi_0^2(\bar{Q}, B_1 \setminus B_{\frac{1}{2}}) |\ln \tilde{\epsilon}| - C \\ &\geq \kappa_* \phi_0^2(Q, B_\eta \setminus B_{\frac{1}{2}\eta}) (|\ln \epsilon| - |\ln \eta|) - C. \end{aligned}$$

□

3.4 Lower bound away from singularities

In the previous subsection we introduced the functions ϕ and ϕ_0 . The following Proposition shows that we can uniformly bound these functions if Q is close to \mathcal{N} .

Proposition 3.15. *Let $\text{dist}(Q, \mathcal{N}) \leq \delta$ on $\omega \subset \Omega$. Then*

$$1 - \frac{2\sqrt{3}}{s_*} \delta \leq (\phi \circ Q)(x) \leq 1 + \frac{2\sqrt{3}}{s_*} \delta.$$

Proof. Let $Q \in \text{Sym}_0$ with $\text{dist}(Q, \mathcal{N}) \leq \delta$. In other words, $|Q - \mathcal{R}(Q)| \leq \delta$, since \mathcal{R} is the nearest-point projection onto \mathcal{N} . We use Proposition 1.3 to write

$$Q = s \left(\left(\mathbf{n} \otimes \mathbf{n} - \frac{1}{3} \text{Id} \right) + r \left(\mathbf{m} \otimes \mathbf{m} - \frac{1}{3} \text{Id} \right) \right) \quad \text{and} \quad \mathcal{R}(Q) = s_* \left(\mathbf{n} \otimes \mathbf{n} - \frac{1}{3} \text{Id} \right),$$

for \mathbf{n}, \mathbf{m} orthonormal eigenvectors of Q , $s > 0$ and $r \in [0, 1)$. We can estimate

$$\begin{aligned} \delta^2 &\geq |Q - \mathcal{R}(Q)|^2 = \left| (s - s_*) \left(\mathbf{n} \otimes \mathbf{n} - \frac{1}{3} \text{Id} \right) + sr \left(\mathbf{m} \otimes \mathbf{m} - \frac{1}{3} \text{Id} \right) \right|^2 \\ &= \frac{2}{3} |s - s_*|^2 + \frac{2}{3} |sr|^2 - \frac{2}{3} sr(s - s_*) \\ &\geq \frac{1}{3} |s - s_*| + \frac{1}{3} |sr|^2. \end{aligned}$$

This implies $|sr| \leq \sqrt{3}\delta$ and $|s - s_*| \leq \sqrt{3}\delta$. Therefore, using $\phi(Q) = s_*^{-1}(s - sr)$, we have

$$|s_*(\phi(Q) - 1)| = |s - s_* - sr| \leq 2\sqrt{3}\delta.$$

□

Away from singularities the main contribution to the energy comes from the Dirichlet term and the external field since Q_ϵ is close to \mathcal{N} . More precisely, we only need the energy in radial direction, i.e. $|\nabla Q_\epsilon|^2$ can be replaced by $|\partial_r Q_\epsilon|^2$ and the problem becomes essentially one dimensional. We formalize this thoughts by introducing the following auxiliary problem as in [3]

$$\inf_{\substack{n_3 \in H^1([r_1, r_2], [0, 1]) \\ n_3(r_1) = a, n_3(r_2) = b}} \int_{r_1}^{r_2} \frac{s_*^2 |n_3'|^2}{1 - n_3^2} + \sqrt{\frac{3}{2}}(1 - n_3^2) dr \quad (33)$$

for $0 \leq r_1 \leq r_2 \leq \infty$, $a, b \in [-1, 1]$ and name the infimum $I(r_1, r_2, a, b)$. Note, that this is equivalent to minimizing $\int (\frac{1}{2}|\partial_r Q|^2 + g(Q)) dr$ for uniaxial Q subject to suitable boundary conditions. For the infimum we have the following result.

Lemma 3.16. *Let $0 \leq r_1 \leq r_2 \leq r_3 \leq \infty$ and $a, b, c \in [-1, 1]$. Then*

1. $I(r_1, r_2, a, b) + I(r_2, r_3, b, c) \geq I(r_1, r_3, a, c)$.

2. $I(r_1, r_2, -1, 1) \geq 2\sqrt[4]{24}s_*$.

3. *Let $\theta \in [0, \pi]$. Then*

$$I(0, \infty, \cos(\theta), \pm 1) = \sqrt[4]{24}s_*(1 \mp \cos(\theta)).$$

Furthermore, the minimizer $\mathbf{n}(r, \theta)$ of $I(0, \infty, \cos(\theta), 1)$ is C^1 and $|\partial_\theta \mathbf{n}|^2, |\partial_r \mathbf{n}|^2, |\mathbf{n} - \mathbf{e}_3|$ decay exponentially as $r \rightarrow \infty$. The minimizer can be explicitly expressed as

$$\mathbf{n}(r, \theta) = \begin{pmatrix} \sqrt{1 - \mathbf{n}_3^2} \\ 0 \\ \mathbf{n}_3 \end{pmatrix}, \quad \mathbf{n}_3(r, \theta) = \frac{A(\theta) - \exp(-\sqrt[4]{24}/s_*r)}{A(\theta) + \exp(-\sqrt[4]{24}/s_*r)}, \quad A(\theta) = \frac{1 + \cos(\theta)}{1 - \cos(\theta)}.$$

Proof. The first part follows directly from definition, since any function that is admissible for $I(r_1, r_2, a, b)$ combined with one for $I(r_2, r_3, b, c)$ is admissible for $I(r_1, r_3, a, c)$. For the second claim, we use the inequality $X^2 + Y^2 \geq 2XY$ with $X = s_*|\mathbf{n}_3'|/\sqrt{1 - \mathbf{n}_3^2}$ and $Y = \frac{1}{2}\sqrt[4]{24}\sqrt{1 - \mathbf{n}_3^2}$ to get

$$I(r_1, r_2, -1, 1) \geq \sqrt[4]{24}s_* \int_{r_1}^{r_2} |\mathbf{n}_3'| dr \geq \sqrt[4]{24}s_* \left| \int_{r_1}^{r_2} \mathbf{n}_3' dr \right| = \sqrt[4]{24}s_* |\mathbf{n}_3(r_2) - \mathbf{n}_3(r_1)| = 2\sqrt[4]{24}s_*.$$

The third part follows from Lemma 3.4 and Remark 3.5 in [3]. □

In the definition of the approximate energy E_ϵ^{2d} we did not include the term modelling the external field since this would complicate the proof of Theorem 3.4 and in particular the proof of the regularity for Q_ϵ . Nevertheless, it is desirable to completely replace \widetilde{Q}_ϵ in $\mathcal{E}_{\eta, \xi}$ by Q_ϵ in order to work only with the regularized sequence. The following Lemma shows that on bounded sets that exclude singularities the replacement of $g(\widetilde{Q}_\epsilon)$ by $g(\mathcal{R} \circ Q_\epsilon)$ can be justified. Although for our needs only this substitution is necessary, one could also take $g(Q_\epsilon)$ instead of $g(\mathcal{R} \circ Q_\epsilon)$ (see Remark 3.18).

Lemma 3.17. *There exists a constant $K > 0$ such that for all $\sigma, \delta > 0$ it exists $\epsilon_3 > 0$ such that on $\omega' \subset \Omega'_\sigma \cap B_R(0)$ for $1 < R < \infty$ and $\text{dist}(Q_\epsilon, \mathcal{N}) < \delta$ on ω' , $\epsilon \leq \epsilon_3$ it holds*

$$\int_{\omega'} \rho \frac{1}{\eta^2} g(\widetilde{Q}_\epsilon) dx \geq \int_{\omega'} \rho \frac{1}{\eta^2} g(\mathcal{R} \circ Q_\epsilon) dx - KR^{\frac{3}{2}} \epsilon^{\gamma/4}.$$

Proof. By triangle inequality we can estimate

$$\begin{aligned} \int_{\omega'} \rho \frac{1}{\eta^2} g(\widetilde{Q}_\epsilon) \, dx &\geq \int_{\omega'} \rho \frac{1}{\eta^2} g(\mathcal{R} \circ Q_\epsilon) \, dx \\ &\quad - \frac{1}{\eta^2} \int_{\omega'} \rho |g(\widetilde{Q}_\epsilon) - g(\mathcal{R} \circ \widetilde{Q}_\epsilon)| \, dx - \frac{1}{\eta^2} \int_{\omega'} \rho |g(\mathcal{R} \circ \widetilde{Q}_\epsilon) - g(\mathcal{R} \circ Q_\epsilon)| \, dx. \end{aligned}$$

Compared to the announced estimate, it remains to show that the last two terms are bounded by $KR^{\frac{3}{2}}\epsilon^{\gamma/2}$. For the last term we use Proposition 1.4 and Cauchy-Schwarz to get

$$\frac{1}{\eta^2} \int_{\omega'} \rho |g(\mathcal{R} \circ \widetilde{Q}_\epsilon) - g(\mathcal{R} \circ Q_\epsilon)| \, dx \leq C \frac{1}{\eta^2} \int_{\omega} |\widetilde{Q}_\epsilon - Q_\epsilon| \, dx \leq \frac{C}{\eta^2} \|\widetilde{Q}_\epsilon - Q_\epsilon\|_{L^2(\omega)} |\omega|^{\frac{1}{2}},$$

where $\omega \subset \mathbb{R}^3$ is the set defined through rotating ω' around the \mathbf{e}_3 -axis. The last expression is seen to be bounded by $\frac{C}{\eta^2} \epsilon^{\gamma/2} |\ln \epsilon|^{\frac{1}{2}} R^{\frac{3}{2}}$ in view of the energy bound.

For the other term, we want to use Proposition 1.2 to derive a similar bound, but this requires $\text{dist}(\widetilde{Q}_\epsilon, \mathcal{N}) < 2\delta$. So on the set $U' = \{x \in \omega' : \text{dist}(\widetilde{Q}_\epsilon(x), \mathcal{N}) < 2\delta\}$ we get

$$\begin{aligned} \frac{1}{\eta^2} \int_{U'} \rho |g(\widetilde{Q}_\epsilon) - g(\mathcal{R} \circ \widetilde{Q}_\epsilon)| \, dx &\leq C \frac{1}{\eta^2} \int_{U'} \rho \, \text{dist}(\widetilde{Q}_\epsilon, \mathcal{N}) \, dx \\ &\leq \frac{C}{\eta^2} \int_{U'} \rho \sqrt{f(\widetilde{Q}_\epsilon)} \, dx \leq \frac{C}{\eta^2} \left(\int_{\omega} f(\widetilde{Q}_\epsilon) \, dx \right)^{\frac{1}{2}} |\omega|^{\frac{1}{2}}, \end{aligned}$$

resulting in an upper bound of $\frac{C}{\eta^2} \epsilon |\ln \epsilon|^{\frac{1}{2}} R^{\frac{3}{2}}$. We claim that $|\omega' \setminus U'| \leq \frac{C}{\eta} \epsilon^\gamma$. Since on $\omega' \setminus U'$ one has $|Q_\epsilon - \widetilde{Q}_\epsilon| \geq \text{dist}(\widetilde{Q}_\epsilon, \mathcal{N}) - \text{dist}(Q_\epsilon, \mathcal{N}) \geq \delta$, we infer from the energy bound that

$$C \geq \int_{\omega' \setminus U'} \rho \frac{\eta}{2\epsilon^\gamma} |Q_\epsilon - \widetilde{Q}_\epsilon|^2 \, dr \geq \frac{\eta \delta^2 \sigma}{2\epsilon^\gamma} |\omega' \setminus U'|,$$

which proves the claim. Since $g(\widetilde{Q}_\epsilon), g(\mathcal{R} \circ \widetilde{Q}_\epsilon) \leq \sqrt{\frac{3}{2}}$ are bounded, we can deduce that $\frac{1}{\eta^2} \int_{\omega' \setminus U'} \rho |g(\widetilde{Q}_\epsilon) - g(\mathcal{R} \circ \widetilde{Q}_\epsilon)| \, dr \leq CR\epsilon^{\gamma/4}$ for η, ϵ small enough. \square

Remark 3.18. *With the same assumptions as in Lemma 3.17, there exists another constant $\tilde{K} > 0$ such that*

$$\int_{\omega'} \rho \frac{1}{\eta^2} g(\widetilde{Q}_\epsilon) \, dx \geq \int_{\omega'} \rho \frac{1}{\eta^2} g(Q_\epsilon) \, dx - \tilde{K} R^{\frac{3}{2}} \epsilon^{\gamma/4}.$$

This follows as in the proof of Lemma 3.17 if we introduce the additional term $-\frac{1}{\eta^2} \int_{\omega'} \rho |g(\mathcal{R} \circ Q_\epsilon) - g(Q_\epsilon)| \, dx$ and use $\text{dist}(Q_\epsilon, \mathcal{N}) < \delta$.

Now we can combine all our previous results to prove the lower bound of Theorem 2.1. The idea consists in replacing \widetilde{Q}_ϵ by its approximation Q_ϵ (except for the term with g) and use the equivariance to write the energy as a two dimensional integral. By Theorem 3.4 we can exclude regions in Ω'_σ where Q_ϵ is far from \mathcal{N} . Extending the sets if necessary, we can assure that the union has vanishing measure in the limit $\eta, \epsilon \rightarrow 0$ and that the complement Ω_0 is simply connected. The scaling of η and ϵ allows to apply Corollary 3.14 to each of these extended sets where the boundary datum is nontrivial. The expression we calculate here can later be identified as the perimeter term in \mathcal{E}_0 . In the simply connected complement Ω_0 there exists a lifting \mathbf{n}^ϵ of Q_ϵ which fulfils the compactness (11). In order to apply Lemma 3.16 to the rays in Ω_0 , we want

to replace $g(\widetilde{Q}_\epsilon)$ by $g(\mathcal{R} \circ Q_\epsilon)$. This can be accomplished using Lemma 3.17 on bounded sets. In order to get the lower bound, consider the rays with high energy (that we can estimate easily) and those with low energy where we need to be more precise about their behaviour far from the boundary $\partial\Omega$. Using a diagonal sequence, we can pass to the limit $\sigma \rightarrow 0$.

Proof of the lower bound (12) of Theorem 2.1. Let $\delta, \sigma > 0$ be arbitrary. We define Q_ϵ as in (16) and extend it rotationally equivariant. From Theorem 3.4 for $\epsilon \leq \epsilon_0$ we know that there exists a finite set X_ϵ of singular points $x_1^\epsilon, \dots, x_{N_\epsilon}^\epsilon$ in Ω'_σ . In a first step, we suppose that all these points are included in the set $\Omega'_R = \Omega'_\sigma \cap B_R(0)$.

Since Ω'_R is bounded, there exists another finite set X , such that each sequence x_j^ϵ converges (up to a subsequence) to a point in X as $\epsilon, \eta \rightarrow 0$. Note that there may be more than one sequence converging to the same point in X and we a priori only know that $X \subset \overline{\Omega'} \cap \overline{B_R}$.

We first assume that the set X is contained in $\Omega'_\sigma \setminus \partial\Omega$. Since $\eta |\ln \epsilon| \rightarrow \beta \in (0, \infty)$ we know that $\epsilon \leq C \exp(-\frac{1}{\eta})$. Assume that η is small enough such that $2\lambda_0\epsilon \leq \frac{1}{2}\eta$.

For $x_i \in X$ we define $\widetilde{\Omega}_i^{\epsilon'} = \text{conv}\{B_\eta(x_i) \cup \{0\}\} \cap \Omega'$. If x_i is the only point of the set X that lies on the ray from 0 through x_i we define $\Omega_i^{\epsilon'} := \widetilde{\Omega}_i^{\epsilon'}$. If x_j for $j \in J \subset I$ define the same ray, i.e. lie on a common line through 0, then we set $\Omega_j^{\epsilon'} := \bigcup_{k \in J} \widetilde{\Omega}_k^{\epsilon'}$. After relabelling, we end up with a finite number N of sets $\Omega_k^{\epsilon'}, k = 1, \dots, N$. We define $\Omega_0^{\epsilon'} := \Omega'_\sigma \setminus \bigcup_{k=1}^N \Omega_k^{\epsilon'}$ (see Figure 3). Since all points in X_ϵ converge to some point in X , we may assume that ϵ is small enough such that

$$\bigcup_{x \in X_\epsilon} B_{\lambda_0\epsilon}(x) \subset \bigcup_{x \in X} B_{2\lambda_0\epsilon}(x) \subset \bigcup_{k=1}^N \Omega_k^{\epsilon'} \subset \Omega'_\sigma. \quad (34)$$

We drop the ϵ in the notation of $\Omega_k^{\epsilon'}$ for simplicity and call Ω_k the three dimensional set defined by rotating Ω'_k around the \mathbf{e}_3 -axis.

Using (16) and Remark 3.2 we can write

$$\begin{aligned} \eta \mathcal{E}_\epsilon(\widetilde{Q}_\epsilon) &\geq \eta \int_\Omega \frac{1}{2} |\nabla Q_\epsilon|^2 + \frac{1}{\epsilon^2} f(Q_\epsilon) + \frac{1}{\eta^2} g(\widetilde{Q}_\epsilon) + \frac{1}{2\epsilon^\gamma} |Q_\epsilon - \widetilde{Q}_\epsilon|^2 \, dx \\ &= \eta \int_0^{2\pi} \int_{\Omega'} \rho \left(\frac{1}{2} |\nabla Q_\epsilon|^2 + \frac{1}{\epsilon^2} f(Q_\epsilon) + \frac{1}{\eta^2} g(\widetilde{Q}_\epsilon) + \frac{1}{2\epsilon^\gamma} |Q_\epsilon - \widetilde{Q}_\epsilon|^2 \right) \, d\rho \, dz \, d\varphi \\ &\geq \eta \int_{\Omega_0} \frac{1}{2} |\nabla Q_\epsilon|^2 + \frac{1}{\eta^2} g(\widetilde{Q}_\epsilon) + \frac{1}{2\epsilon^\gamma} |Q_\epsilon - \widetilde{Q}_\epsilon|^2 \, dx \\ &\quad + \eta \sum_{k=1}^N \int_0^{2\pi} \int_{\Omega'_k} \rho \left(\frac{1}{2} |\nabla Q_\epsilon|^2 + \frac{1}{\epsilon^2} f(Q_\epsilon) \right) \, d\rho \, dz \, d\varphi. \end{aligned} \quad (35)$$

For $x \in \Omega_0$ we know by Theorem 3.4 that $\text{dist}(Q_\epsilon(x), \mathcal{N}) \leq \delta$. Since Ω'_0 and thus Ω_0 is simply connected there exist liftings $\pm \mathbf{n}^\epsilon : \Omega_0 \rightarrow \mathbb{S}^2$ such that

$$s_* \left(\mathbf{n}^\epsilon \otimes \mathbf{n}^\epsilon - \frac{1}{3} \text{Id} \right) = \mathcal{R} \circ Q_\epsilon \quad \text{and} \quad \left\| s_* \left(\mathbf{n}^\epsilon \otimes \mathbf{n}^\epsilon - \frac{1}{3} \text{Id} \right) - Q_\epsilon \right\|_\infty \leq \delta \quad \text{on } \Omega_0.$$

In particular, $Q_\epsilon(x) \in \text{Sym}_0 \setminus \mathcal{C}$ for all $x \in \partial\Omega'_k$ for all $k = 1, \dots, N$. Let $\mathcal{M} \subset \{1, \dots, N\}$ be the set of elements $k \in \{1, \dots, N\}$ such that $(\mathcal{R} \circ Q_\epsilon)|_{\partial\Omega'_k}$ is non-trivial as an element of $\pi_1(\mathcal{N})$. We

then want to apply Corollary 3.14. By Proposition 3.15 we can estimate ϕ_0 from below and get

$$\begin{aligned}
\eta \sum_{k=1}^N \int_{\Omega'_k} \rho \left(\frac{1}{2} |\nabla Q_\epsilon|^2 + \frac{1}{\epsilon^2} f(Q_\epsilon) \right) d\rho dz &\geq \eta \sum_{k=1}^N \inf_{\Omega'_k} \rho \int_{\Omega'_k} \left(\frac{1}{2} |\nabla Q_\epsilon|^2 + \frac{1}{\epsilon^2} f(Q_\epsilon) \right) d\rho dz \\
&\geq \eta \sum_{k \in \mathcal{M}} \kappa_* \phi_0^2(Q_\epsilon, B_\eta(x_k) \setminus B_{\frac{1}{2}\eta}(x_k)) \frac{\rho_k^\epsilon - \eta}{|x_k^\epsilon|} |\ln \epsilon| \eta \\
&\quad - C \phi_0^2(Q_\epsilon, B_\eta(x_k) \setminus B_{\frac{1}{2}\eta}(x_k)) \eta |\ln \eta| - C \eta \\
&\geq \left(1 - \frac{2\sqrt{3}}{s_*} \delta \right)^2 \sum_{k \in \mathcal{M}} \frac{\rho_k^\epsilon - \eta}{|x_k^\epsilon|} \frac{\pi}{2} s_*^2 \eta |\ln(\epsilon)| \\
&\quad - C \left(1 + \frac{2\sqrt{3}}{s_*} \delta \right)^2 \eta |\ln \eta| - C \eta.
\end{aligned} \tag{36}$$

Before estimating the energy coming from Ω_0 , we need an additional information, namely we want to show that $\mathbf{n}^\epsilon(r\omega)$ approaches $+\mathbf{e}_3$ and $-\mathbf{n}^\epsilon(r\omega)$ approximates $-\mathbf{e}_3$ (or vice versa) as $r \rightarrow \infty$ for a.e. $\omega \in \mathbb{S}^2$. However, it will be enough for our analysis to just show that \mathbf{n}^ϵ is close to either $+\mathbf{e}_3$ or $-\mathbf{e}_3$ up to some factor times δ . To start with, we show that the vector $\mathbf{n}^\epsilon(r\omega)$ for $r \rightarrow \infty$ is close to $+\mathbf{e}_3$ or $-\mathbf{e}_3$ almost everywhere. By (16) and the energy bound we know, that for a.e. $\omega \in \mathbb{S}^2$ the integral

$$\int_R^\infty \frac{\eta}{2\epsilon^\gamma} |\widetilde{Q}_\epsilon(r\omega) - Q_\epsilon(r\omega)|^2 + \frac{1}{\eta} g(\widetilde{Q}_\epsilon(r\omega)) dr < \infty. \tag{37}$$

We argue by contradiction, i.e. assume that there exists some $\omega \in \mathbb{S}^2$ satisfying (37) such that $\limsup_{r \rightarrow \infty} \|\mathbf{n}_3^\epsilon(r\omega) - 1\| > 4\mathfrak{C}\delta$ for a $\mathfrak{C} > 0$ to be specified later. This implies that there exists a sequence r_k such that $r_k \rightarrow \infty$ as $k \rightarrow \infty$ and $|\mathbf{n}_3^\epsilon(r_k\omega)| < 1 - 8\mathfrak{C}\delta$ for all $k \in \mathbb{N}$ or in other words $|Q_\epsilon - s_*(\mathbf{e}_3 \otimes \mathbf{e}_3 - \frac{1}{3}\text{Id})| > 4\delta$ for a suitably chosen \mathfrak{C} (A calculation shows that $\mathfrak{C} \geq \frac{5}{4\sqrt{2}s_*}$ is sufficient). By Lipschitz continuity of Q_ϵ this implies $|Q_\epsilon - s_*(\mathbf{e}_3 \otimes \mathbf{e}_3 - \frac{1}{3}\text{Id})| > 2\delta$ for all $r \in I_k := (r_k - \frac{2\epsilon\mathfrak{C}\delta}{C}, r_k + \frac{2\epsilon\mathfrak{C}\delta}{C})$. Now suppose that for some point in I_k it holds that $|\widetilde{Q}_\epsilon - Q_\epsilon| < \frac{\delta}{4}$. Then $\text{dist}(\widetilde{Q}_\epsilon, \mathcal{N}) \leq |\widetilde{Q}_\epsilon - Q_\epsilon| + \text{dist}(Q_\epsilon, \mathcal{N}) \leq \frac{5}{4}\delta$ and

$$\left| \widetilde{Q}_\epsilon - s_* \left(\mathbf{e}_3 \otimes \mathbf{e}_3 - \frac{1}{3}\text{Id} \right) \right| \geq \left| Q_\epsilon - s_* \left(\mathbf{e}_3 \otimes \mathbf{e}_3 - \frac{1}{3}\text{Id} \right) \right| - |\widetilde{Q}_\epsilon - Q_\epsilon| > 2\delta - \frac{\delta}{4} \geq \frac{7}{4}\delta.$$

This implies that $g(\widetilde{Q}_\epsilon) \geq g_{\min} > 0$ for such points in I_k , where we used $g_{\min} = \min \{g(Q) : Q \in \text{Sym}_0, \text{dist}(Q, \mathcal{N}) \leq \frac{5}{4}\delta, |Q - s_*(\mathbf{e}_3 \otimes \mathbf{e}_3 - \frac{1}{3}\text{Id})| \geq \frac{7}{4}\delta\} > 0$. With this estimate in mind it becomes clear that we have the lower bound

$$\frac{\eta}{2\epsilon^\gamma} |\widetilde{Q}_\epsilon - Q_\epsilon|^2 + \frac{1}{\eta} g(\widetilde{Q}_\epsilon) \geq \min \left\{ \frac{1}{\eta} g_{\min}, \frac{\eta}{2\epsilon^\gamma} \left(\frac{\delta}{4} \right)^2 \right\} > 0 \quad \text{on } I_k.$$

Integrating over I_k and summing over disjoint intervals yields a contradiction to (37). This implies that either $\limsup_{r \rightarrow \infty} \mathbf{n}_3^\epsilon(r\omega) \geq 1 - 4\mathfrak{C}\delta$ or $\liminf_{r \rightarrow \infty} \mathbf{n}_3^\epsilon(r\omega) \leq -1 + 4\mathfrak{C}\delta$. Indeed, $\mathbf{n}_3^\epsilon(r\omega)$ cannot alternate between ± 1 since by continuity this yields a contradiction for δ small enough such that $4\mathfrak{C}\delta \ll \frac{1}{2}$. Next, consider the lifting \mathbf{n}^ϵ and suppose that there exist directions $\omega_+, \omega_- \in \mathbb{S}^2$ such that $\mathbf{n}^\epsilon(r\omega_+)$ is close to $+\mathbf{e}_3$ (resp. $\mathbf{n}^\epsilon(r\omega_-)$ close to $-\mathbf{e}_3$) as $r \rightarrow \infty$. Since our

previous analysis holds a.e., we can assume that the angle between ω_+ and ω_- is smaller than π and that ω_{\pm} are not parallel to \mathbf{e}_3 . Let $v = \omega_+ - \omega_-$ and $w = \omega_+ + \omega_-$. We estimate the energy in new coordinates (r, s) in the segment between the rays defined through ω_+ and ω_- and apply Lemma 3.17 to get

$$\begin{aligned} C &\geq \int_{R+1}^{\tilde{R}} \int_{-r|v|/2}^{r|v|/2} \rho \left(\frac{\eta}{2} |\nabla' Q_\epsilon \left(r \frac{v}{|v|} + s \frac{w}{|w|} \right)|^2 + \frac{1}{\eta} g \left(\tilde{Q}_\epsilon \left(r \frac{v}{|v|} + s \frac{w}{|w|} \right) \right) \right) ds dr \\ &\geq C(1 - C\delta)^2 \int_{(R+1)}^{\tilde{R}} \int_{r|v|/2}^{r|v|/2} \rho \left(\eta s_*^2 \left| \frac{v}{|v|} \cdot \nabla' \mathbf{n}^\epsilon \right|^2 + \frac{1}{\eta} \sqrt{\frac{3}{2}} (1 - \mathbf{n}_3^\epsilon) - C\delta \right) ds dr - K\epsilon^{\gamma/4} \tilde{R}^{\frac{3}{2}}. \end{aligned}$$

Lemma 3.16 gives the lower bound $\int_{-r|v|/2}^{r|v|/2} \left(\eta s_*^2 \left| \frac{v}{|v|} \cdot \nabla' \mathbf{n}^\epsilon \right|^2 + \frac{1}{\eta} \sqrt{\frac{3}{2}} (1 - \mathbf{n}_3^\epsilon) \right) ds \geq 2\sqrt[4]{24s_*} - C\delta$. Using $\rho \geq r \min\{\sin(\theta_+), \sin(\theta_-)\}$ for θ_{\pm} being the angular coordinate of ω_{\pm} , we end up with

$$C \geq C(1 - C\delta)^2 \int_{R+1}^{\tilde{R}} r(2\sqrt[4]{24s_*} - C\delta) dr - K\epsilon^{\gamma/2} \tilde{R}^{\frac{3}{2}} \geq C_R(1 - \delta - \epsilon^{\gamma/2}) \tilde{R}^{\frac{3}{2}} > 0,$$

provided $\epsilon, \delta > 0$ small enough. Sending \tilde{R} to infinity, we get a contradiction. Hence, \mathbf{n}^ϵ has to approach either $+\mathbf{e}_3$ or $-\mathbf{e}_3$ a.e. and thus we can distinguish the two liftings by their asymptotics far from $\partial\Omega$.

We now introduce sets $F_{\sigma,\epsilon}, \widetilde{F}_{\sigma,\epsilon}$ which we use later to prove the compactness result. First choose one of the two possible liftings $\mathbf{n}^\epsilon \in C^0(\Omega_0, \mathbb{S}^2)$. Without loss of generality we choose the lifting such that $\mathbf{n}^\epsilon(r\omega)$ is close to $+\mathbf{e}_3$ as $r \rightarrow \infty$. The boundary conditions (8) imply that $\mathbf{n}^\epsilon(\omega) = \pm\nu(\omega)$, where ν is the outward normal on \mathbb{S}^2 for all $\omega \in \partial\Omega_0 \cap \mathbb{S}^2$. We define $F_{\sigma,\epsilon} := \{\omega \in \mathbb{S}^2 \cap \partial\Omega_0 : \mathbf{n}^\epsilon(\omega) \cdot \nu(\omega) = 1\}$. Conversely, $\widetilde{F}_{\sigma,\epsilon}$ is then given by $\widetilde{F}_{\sigma,\epsilon} = \{\omega \in \mathbb{S}^2 \cap \partial\Omega_0 : \mathbf{n}^\epsilon(\omega) \cdot \nu(\omega) = -1\}$. The remaining part of $\mathbb{S}^2 \cap \Omega_\sigma$ is denoted $S_{\sigma,\epsilon} = (\mathbb{S}^2 \cap \Omega_\sigma) \setminus (F_{\sigma,\epsilon} \cup \widetilde{F}_{\sigma,\epsilon}) = \bigcup_{k \geq 1} (\mathbb{S}^2 \cap \partial\Omega_k)$. Note that the sets $F_{\sigma,\epsilon}, \widetilde{F}_{\sigma,\epsilon}$ and $S_{\sigma,\epsilon}$ are rotationally symmetric with respect to the φ coordinate. Since the θ -angular size of all Ω_k converges to zero (i.e. $|S_{\sigma,\epsilon}| \rightarrow 0$ as $\epsilon \rightarrow 0$) and $\mathbb{S}^2 \cap \Omega_\sigma$ is compact, we get that (up to extracting a subsequence) $\chi_{F_{\sigma,\epsilon}}$ (resp. $\chi_{\widetilde{F}_{\sigma,\epsilon}}$) converges pointwise to a characteristic function χ_{F_σ} (resp. $\chi_{\widetilde{F}_\sigma}$). Note that also $\|s_*(\mathbf{n}^\epsilon \otimes \mathbf{n}^\epsilon - \frac{1}{3}\text{Id}) - \widetilde{Q}_\epsilon\|_{L^2(\Omega_0)}$ converges to zero by Remark 3.2 and the definition of \mathbf{n}^ϵ .

As a last step, it remains the energy estimate on Ω_0 . We split the integral over Ω_0 in (35) in several parts: For $\omega \in F_{\sigma,\epsilon}$ such that the energy on the ray in direction ω is large, i.e. $\int_1^\infty \frac{\eta}{2} |\nabla Q_\epsilon|^2 + \frac{\eta}{\epsilon^2} f(Q_\epsilon) + \frac{1}{\eta} g(\widetilde{Q}_\epsilon) + \frac{\eta}{2\epsilon^\gamma} |Q_\epsilon - \widetilde{Q}_\epsilon|^2 dr \geq 2\sqrt[4]{24s_*}$, we can use Lemma 3.16 that implies

$$\int_1^\infty \frac{\eta}{2} |\nabla Q_\epsilon|^2 + \frac{\eta}{\epsilon^2} f(Q_\epsilon) + \frac{1}{\eta} g(\widetilde{Q}_\epsilon) + \frac{\eta}{2\epsilon^\gamma} |Q_\epsilon - \widetilde{Q}_\epsilon|^2 dr \geq 2\sqrt[4]{24s_*} \geq I(1, \infty, \nu_3(\omega), +1). \quad (38)$$

Analogously, for points $\omega \in \widetilde{F}_{\sigma,\epsilon}$ with energy greater than $2\sqrt[4]{24s_*}$ we use $I(1, \infty, \nu_3(\omega), -1)$ as a lower bound. Let's consider the set of points $\omega \in \mathbb{S}^2 \cap \partial\Omega_0$ such that the energy on the ray through ω is smaller than $2\sqrt[4]{24s_*}$. We claim that there exists a constant $\bar{C} > 0$ independent of ω and a radius $R_{\eta,\omega} \in (R - \bar{C}\eta, R]$ such that $|\mathbf{n}_3^\epsilon(R_{\eta,\omega}\omega) - 1| \leq 8\mathfrak{C}\delta \ll 1$. Indeed, the bound implies that $|\{r \in (1, R) : |\widetilde{Q} - Q| > \delta\}| \leq 4\sqrt[4]{24}\delta^{-2}\epsilon^{\gamma/4}$ and if $|\mathbf{n}_3^\epsilon(R_{\eta,\omega}\omega) - 1| > 8\mathfrak{C}\delta$ on $(R - \bar{C}\eta, R] \setminus \{r \in (1, R) : |\widetilde{Q} - Q| > \delta\}$ then on this set $|\widetilde{Q}_\epsilon - s_*(\mathbf{e}_3 \otimes \mathbf{e}_3 - \frac{1}{3}\text{Id})| \geq \delta$. Hence for \bar{C} large enough this contradicts $2\sqrt[4]{24} \geq \int \frac{1}{\eta} g(\widetilde{Q}_\epsilon) dr \geq (R - (R - \bar{C}\eta)) \frac{C\delta}{\eta}$. In order

to conclude that the energy from 1 to $R_{\eta,\omega}$ is (up to some small contributions of size δ) close to $I(1, \infty, \nu_3(\omega), \pm 1)$ we need to show that for $\omega \in F_{\sigma,\epsilon}$ the vector $\mathbf{n}^\epsilon(R_{\eta,\omega})$ is close to $+\mathbf{e}_3$ and not $-\mathbf{e}_3$ (and vice versa for $\omega \in \tilde{F}_{\sigma,\epsilon}$). Again we argue by contradiction, i.e. we assume that $|\mathbf{n}^\epsilon(R_{\eta,\omega}) + \mathbf{e}_3| \leq 8\mathfrak{C}\delta$. We subdivide the ray in direction ω from R to infinity into segments of length 1, identified with the intervals $J_k = [k, k+1]$ for the radial variable, for integers $k \geq R$. On every segment, the energy bound on the ray implies the existence of two points $a_k, b_k \in J_k$ with $|a_k - k| \leq \bar{C}\eta$, $|b_k - (k+1)| \leq \bar{C}\eta$ such that $|\mathbf{n}_3^\epsilon(a_k)| - 1| \leq 8\mathfrak{C}\delta$, $|\mathbf{n}_3^\epsilon(b_k)| - 1| \leq 8\mathfrak{C}\delta$. Since we assumed $\mathbf{n}^\epsilon(R_{\omega,\eta})$ close to $-\mathbf{e}_3$ and \mathbf{n}^ϵ approaches $+\mathbf{e}_3$ for $r \rightarrow \infty$, there exists some integer $k \geq R$ such that $|\mathbf{n}_3^\epsilon(a_k) + 1| \leq 8\mathfrak{C}\delta$, $|\mathbf{n}_3^\epsilon(b_k) - 1| \leq 8\mathfrak{C}\delta$. As before we see that the set where $|\tilde{Q}_\epsilon - Q_\epsilon| > \delta$ is of size $C\epsilon^\gamma$ and that changes of Q_ϵ can only be of size ϵ^γ due to the energy bound on this ray. Together with Lemma 1.5 this implies

$$\int_{J_k} \frac{\eta}{2} |\nabla Q_\epsilon|^2 + \frac{1}{\eta} g(\tilde{Q}_\epsilon) \, dr \geq I(k, k+1, \mathbf{n}_3^\epsilon(a_k), \mathbf{n}_3^\epsilon(b_k)) - C(\mathfrak{C} + 1 + \bar{K}\epsilon^{\gamma/4})\delta \geq 2\sqrt[4]{24}s_* - C\delta,$$

where $\bar{K} > 0$ is the constant coming from replacing $g(\tilde{Q}_\epsilon)$ by $g(Q_\epsilon)$ in the spirit of Lemma 3.17 on the ray through ω . In order to show that for δ and ϵ small enough this contradicts the assumption of the ray having energy smaller than $2\sqrt[4]{24}s_*$, we prove that the energy coming from the segment $[0, R]$ has to be positive with a uniform lower bound. Since $\omega \in F_{\sigma,\epsilon} \subset \partial\Omega_\sigma$ one can show as in 2. in Lemma 3.16 that on such a ray $\int_1^R \frac{\eta}{2} |\nabla Q_\epsilon|^2 + \frac{1}{\eta} g(\tilde{Q}_\epsilon) \, dr \geq \sqrt[4]{24}s_* (\frac{1}{2}\sigma^2 - 8\mathfrak{C}\delta) - \bar{K}\sqrt{R}\epsilon^{\gamma/4}$. So combining this result and the estimate for J_k we get

$$2\sqrt[4]{24}s_* \geq 2\sqrt[4]{24}s_* - C\delta + \sqrt[4]{24}s_* \left(\frac{1}{2}\sigma^2 - 8\mathfrak{C}\delta \right) - \bar{K}\sqrt{R}\epsilon^{\gamma/4},$$

which yields a contradiction for δ, ϵ small enough. For $\omega \in F_{\sigma,\epsilon}$ we then use the change of variables $r = 1 + \eta\tilde{r}$, Proposition 3.12 and Proposition 3.15 to get

$$\begin{aligned} \int_1^R \frac{\eta}{2} |\nabla Q_\epsilon|^2 + \frac{1}{\eta} g(\tilde{Q}_\epsilon) \, dr &= \int_0^{(R-1)/\eta} \frac{1}{2} |\nabla Q_\epsilon|^2 + g(\mathcal{R} \circ Q_\epsilon) \, d\tilde{r} - \bar{K}\sqrt{R}\epsilon^{\gamma/4} \\ &\geq (1 - C\delta)^2 \int_0^{(R-1)/\eta} \frac{1}{2} |\nabla(\mathcal{R} \circ Q_\epsilon)|^2 + g(\mathcal{R} \circ Q_\epsilon) \, d\tilde{r} - C\delta \quad (39) \\ &\geq I(0, (R_{\eta,\omega} - 1)/\eta, \nu_3(\omega), \mathbf{n}_3^\epsilon((R_{\eta,\omega} - 1)/\eta)) - C\delta \\ &\geq I(0, (R_{\eta,\omega} - 1)/\eta, \nu_3(\omega), +1) - C\delta. \end{aligned}$$

So by (38) and (39) we get that for $\omega \in F_{\sigma,\epsilon}$ we have

$$\int_1^\infty \frac{\eta}{2} |\nabla Q_\epsilon|^2 + \frac{1}{\eta} g(\tilde{Q}_\epsilon) \, dr \geq \min\{I(0, \infty, \nu_3(\omega), +1), I(0, (R_{\eta,\omega} - 1)/\eta, \nu_3(\omega), +1) - C\delta\}.$$

Furthermore, by compactness, $\chi_{F_{\sigma,\epsilon}}$ converges point wise a.e. to χ_{F_σ} . Since $(R_{\eta,\omega} - 1)/\eta \rightarrow \infty$ as $\eta \rightarrow \infty$ we can apply Fatou's Lemma to get the energy contribution from Ω_0 related to $F_{\sigma,\epsilon}$ by

$$\begin{aligned} \liminf_{\epsilon, \eta \rightarrow 0} \int_{F_{\sigma,\epsilon}} \int_1^\infty \frac{\eta}{2} |\nabla Q_\epsilon|^2 + \frac{1}{\eta} g(\tilde{Q}_\epsilon) \, dr \, d\omega \\ \geq \int_{\mathbb{S}^2 \cap \partial\Omega_0} \liminf_{\epsilon, \eta \rightarrow 0} \min\{I(0, \infty, \nu_3(\omega), +1), I(0, (R_{\eta,\omega} - 1)/\eta, \nu_3(\omega), +1) - C\delta\} \chi_{F_{\sigma,\epsilon}}(\omega) \, d\omega \\ \geq \int_{F_\sigma} I(0, \infty, \nu_3(\omega), +1) \, d\omega - C\delta. \end{aligned}$$

Now combine this estimate, the analogous result for $\widetilde{F}_{\sigma,\epsilon}$, the formulae for $I(0, \infty, \nu_3(\omega), \pm 1)$ from Lemma 3.16 and (36) to get

$$\begin{aligned} \liminf_{\epsilon, \eta \rightarrow 0} \eta \mathcal{E}_{\eta, \xi}(Q_{\eta, \xi}) &\geq \int_{F_\sigma} \sqrt[4]{24} s_* (1 - \cos(\theta)) \, d\omega + \int_{\widetilde{F}_\sigma} \sqrt[4]{24} s_* (1 + \cos(\theta)) \, d\omega \\ &\quad + (1 - C\delta)^2 \sum_{k \in \mathcal{M}} \frac{\rho_k - \eta}{|x_k|} \pi^2 s_*^2 \beta - C\delta, \end{aligned}$$

for the points $x_k = (\rho_k, \theta_k) \in X$.

It remains to show that for all $k \in \mathcal{M}$, the point $x_k/|x_k|$ corresponds to a jump between F_σ and \widetilde{F}_σ . For this it is enough to show that the orientation of \mathbf{n}^ϵ relative to the normal on $\partial\Omega$ changes when following $\partial\Omega'_k \cap \Omega'$ for all $k \in \mathcal{M}$. So let $k \in \mathcal{M}$ and consider the curve $\Gamma : \partial\Omega'_k \rightarrow \mathbb{S}^2$ defined by $\mathbf{n}^\epsilon|_{\partial\Omega'_k}$. By definition of \mathcal{M} , the curve is non-trivial in $\pi_1(\mathcal{N})$, i.e. Γ jumps an odd number of times from one vector to its antipodal vector on the sphere. Hence, the orientation has to change. In the limit $\epsilon, \eta \rightarrow 0$, this implies that

$$2\pi \sum_{k \in \mathcal{M}} \frac{\rho_k}{|x_k|} = |D\chi_{F_\sigma}|(\mathbb{S}^2 \cap \{\rho > \sigma\}).$$

This implies our result in the case $X_\epsilon, X \subset (\Omega' \cap B_R(0)) \setminus \partial\Omega$.

We now explain the changes in our construction if there are some $x_i \in X \cap \mathbb{S}^2$. Basically, we use the same construction as before, but we need to take care that the lower bound involving Corollary 3.14 stays applicable. To see this, we extend the map Q_ϵ outside of Ω using the boundary values. We define

$$\overline{Q}_\epsilon(x) = \begin{cases} Q_\epsilon(x) & x \in B_\eta(x_i) \cap \Omega, \\ s_* \left(\frac{x}{|x|} \otimes \frac{x}{|x|} - \frac{1}{3} \text{Id} \right) & x \in B_\eta(x_i) \cap B_1(0). \end{cases}$$

Then $f(\overline{Q}_\epsilon) = 0$ and $|\nabla \overline{Q}_\epsilon|^2, g(\overline{Q}_\epsilon) \leq C$ on $B_\eta(x_i) \cap B_1(0)$, i.e.

$$\int_{B_\eta(x_i) \cap B_1(0)} \frac{1}{2} |\nabla \overline{Q}_\epsilon|^2 + \frac{1}{\epsilon^2} f(\overline{Q}_\epsilon) + \frac{1}{\eta^2} g(\overline{Q}_\epsilon) \, dx \leq C_1.$$

So if $(\mathcal{R} \circ Q_\epsilon)|_{\partial\Omega'_i}$ is non-trivial as element of $\pi_1(\mathcal{N})$, we can apply Corollary 3.14 to the extension \overline{Q}_ϵ , i.e.

$$\begin{aligned} \eta \int_{B_\eta(x_i) \cap \Omega'} \frac{1}{2} |\nabla Q_\epsilon|^2 + \frac{1}{\epsilon^2} f(Q_\epsilon) \, dx &\geq \eta \int_{B_\eta(x_i) \cap \mathbb{R}^2} |\nabla' \overline{Q}_\epsilon|^2 + \frac{1}{\epsilon^2} f(\overline{Q}_\epsilon) \, dx - \eta C_1 \\ &\geq \left(1 - \frac{2\sqrt{3}}{s_*} \delta \right)^2 \frac{\pi}{2} s_*^2 \eta |\ln \epsilon| - C \eta |\ln \eta| - C \eta. \end{aligned}$$

If $(\mathcal{R} \circ Q_\epsilon)|_{\partial\Omega'_i}$ is trivial, then we just estimate as before, using that the energy is non-negative.

It remains one last case. Assume that there is a point $x_k^\epsilon \in X_\epsilon$ such that $|x_k^\epsilon| \rightarrow \infty$ as $\epsilon \rightarrow 0$. This causes two modifications to our previous results: This time, we define $\widetilde{\Omega}_k^{\epsilon'} = \text{conv}\{B_\eta(x_k^\epsilon) \cup \{0\}\} \cap \Omega'$. Doing so, we risk to exclude a region from Ω_0 that is too large for proving the compactness, namely when we define the set ω_η afterwards. But in fact this is not really a difficulty for two reasons: First, it is possible to extend \mathbf{n}^ϵ continuously in $\widetilde{\Omega}_k^{\epsilon'} \setminus \widetilde{\Omega}_k^{\epsilon'}$,

with $\widehat{\Omega}_k^{\epsilon'} = (B_\eta(x_k^\epsilon) \cup [0, x_k^\epsilon]) \cap \Omega'$, where $[0, x_k^\epsilon]$ is the line segment between the points 0 and x_k^ϵ . Second, in order to conclude that also the measure of $\widehat{\Omega}_k^\epsilon$ is bounded, we need to show that ρ_k^ϵ cannot grow to infinity. To see this, note that $x_k^\epsilon \in \Omega_\sigma$ and by applying Proposition 3.10 one gets from the energy bound that $\rho_{\min}^\sigma(x_k^\epsilon, \epsilon^\alpha)$ is indeed bounded. All estimates for the lower bound that we have done before stay valid in this setting.

So far, we have established the inequality

$$\begin{aligned} \liminf_{\eta, \xi \rightarrow 0} \eta \mathcal{E}_{\eta, \xi}(Q_{\eta, \xi}) &\geq (1 - C\delta)^2 \frac{\pi}{2} s_*^2 \beta |D\chi_{F_\sigma}|(\mathbb{S}^2 \cap \{\rho \geq \sigma\}) \\ &+ \int_{F_\sigma} \sqrt[4]{24} s_* (1 - \cos(\theta)) \, d\omega + \int_{\widetilde{F}_\sigma} \sqrt[4]{24} s_* (1 + \cos(\theta)) \, d\omega - C\delta. \end{aligned} \quad (40)$$

We now define the set $\omega_{\sigma, \epsilon}$ as proxy for the set ω_η from Theorem 2.1. Let $\omega'_{\sigma, \epsilon} := \bigcup_{k \geq 1} \widehat{\Omega}_k^{\epsilon'}$, where the sets $\widehat{\Omega}_k^{\epsilon'} = \Omega_k^{\epsilon'}$ for bounded sequences $|x_k^\epsilon|$, and given as in the second construction if $|x_k^\epsilon|$ diverges. This is well defined for ϵ (and therefore η) small, depending on σ and δ . Recall that since $\eta |\ln \epsilon| \rightarrow \beta \in (0, \infty)$, we have the asymptotic $\eta \sim |\ln \epsilon|^{-1}$. Let $\omega_{\sigma, \epsilon}$ be the corresponding rotational symmetric extended set. Then $|\omega'_{\sigma, \epsilon}| \leq C |\bigcup_{x \in X_\epsilon} B_\eta(x)| \leq C \eta^2 |X_\epsilon| \leq C \frac{\eta^2}{\delta^4 \sigma^2}$, i.e. choosing η small we can force the measure of $\omega'_{\sigma, \epsilon}$ to vanish in the limit. Note that this also implies that the measure of $\omega_{\sigma, \epsilon}$ vanishes because we have an upper bound on the ρ -component of points in X_ϵ .

We now want to send $\sigma \rightarrow 0$ and choose a diagonal sequence with the properties announced in the Theorem. From our previous construction, for a sequence $\sigma_k \searrow 0$ there exist corresponding sequences $\delta_k \searrow 0$, $\eta_k \searrow 0$ and $\epsilon_k \searrow 0$ such that from (40)

$$\begin{aligned} \eta \mathcal{E}_{\eta, \xi}(Q_{\eta, \xi}) &\geq \frac{\pi}{2} s_*^2 \beta |D\chi_{F_{\sigma_k, \epsilon}}|(\mathbb{S}^2 \cap \{\rho \geq \sigma_k\}) \\ &+ \int_{F_{\sigma_k, \epsilon}} \sqrt[4]{24} s_* (1 - \cos(\theta)) \, d\omega + \int_{\widetilde{F}_{\sigma_k, \epsilon}} \sqrt[4]{24} s_* (1 + \cos(\theta)) \, d\omega - \frac{1}{k}, \end{aligned}$$

and furthermore $|\omega_{\sigma_k, \epsilon}| \leq \frac{1}{k}$, $|\mathbb{S}^2 \setminus (F_{\sigma_k, \epsilon} \cup \widetilde{F}_{\sigma_k, \epsilon})| \leq \frac{1}{k}$ and $\|\widetilde{Q}_\epsilon - s_*(\mathbf{n}^\epsilon \otimes \mathbf{n}^\epsilon - \frac{1}{3} \text{Id})\|_{L^2(\Omega_{\sigma_k} \setminus \omega_{\sigma, \epsilon})} \leq \frac{1}{k}$ for $\epsilon \leq \epsilon_k$ and $\eta \leq \eta_k$. The sequences ϵ_k and η_k depend on σ_k and δ_k and are related via $\eta_k |\ln \epsilon_k| \rightarrow \beta$ as $k \rightarrow \infty$.

So we can define the function $\mathbf{n}^\eta : \Omega \rightarrow \mathbb{S}^2$ announced in the Theorem as $\mathbf{n}^\eta := \mathbf{n}^\epsilon$ on $\Omega_{\sigma_k} \setminus \omega_\eta$ for $\eta \in (\eta_{k+1}, \eta_k)$, $\omega_\eta := \omega_{\sigma_k, \epsilon}$ and extend it measurably to a map $\Omega \rightarrow \mathbb{S}^2$. This definition assures that $\mathbf{n}^\eta \in C^0(\Omega_{\sigma_k} \setminus \omega_\eta, \mathbb{S}^2)$ and the convergence in (11) holds. Furthermore, we define the set $F_\eta := F_{\sigma_k, \epsilon}$ for $\eta \in (\eta_{k+1}, \eta_k)$. Then our analysis shows that the sequence χ_{F_η} has the point wise a.e. limit χ_F , for $F = \bigcup_{k > 1} F_{\sigma_k}$ since $|\chi_F - \chi_{F_\eta}| \leq |\chi_F - \chi_{F_{\sigma_k}}| + |\chi_{F_{\sigma_k}} - \chi_{F_{\sigma_k, \epsilon}}|$ and the measure of the set on which these two terms are nonzero is smaller than $C\sigma_k^2 + \frac{1}{k}$.

This finishes the proof of the first part of Theorem 2.1 and (12). \square

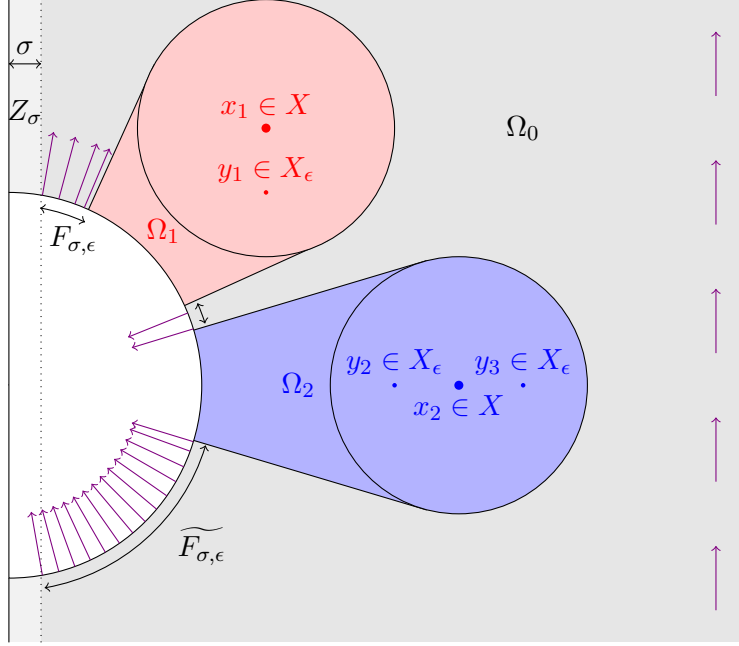


Figure 3: Construction made in the proof of Theorem 2.1. The arrows show a lifting \mathbf{n}^ϵ . In the region Ω_1 the director field \mathbf{n}^ϵ has non-trivial homotopy class, around the region Ω_2 , \mathbf{n}^ϵ has a trivial one.

4 Upper bound

In this section we are going to prove the upper bound from Theorem 2.1, namely (13). Since all functions are rotationally equivariant, it is useful to introduce the two dimensional energy for sets $\omega' \subset \Omega'$

$$\mathcal{E}_\epsilon^{2D}(Q, \omega') = \int_{\omega'} \rho \left(\frac{1}{2} |\nabla' Q|^2 + \frac{1}{\rho^2} Q_{2 \times 2} : Q + \frac{1}{\epsilon^2} f(Q) + \frac{1}{\eta^2} g(Q) \right) d\rho d\theta.$$

First, we show the following Lemma, which gives the upper bound in the case where there are no singularities near the axis $\rho = 0$.

Lemma 4.1. *Let $\sigma > 0$ and $F \subset \mathbb{S}^2$ be a rotationally symmetric set of finite perimeter such that $\mathbb{S}^2 \cap \{\rho \leq \sigma, z > 0\}, \mathbb{S}^2 \cap \{\rho \leq \sigma, z < 0\}$ are contained in one of the sets F, F^c . Then there exists a rotationally equivariant sequence of functions $Q_\epsilon \in H^1(\Omega, \text{Sym}_0)$ such that the compactness claim (11) holds, $\|Q_\epsilon\|_{L^\infty} \leq \sqrt{\frac{2}{3}} s_*$ and*

$$\limsup_{\epsilon \rightarrow 0} \eta \mathcal{E}_{\eta, \xi}(Q_\epsilon) \leq \mathcal{E}_0(F).$$

Proof. The proof consists in providing an explicit definition for Q_ϵ , generalizing the construction made in [3]. The idea is the following: Let $F \subset \mathbb{S}^2 \cap \{\rho \geq \sigma\}$ be rotationally symmetric. Since we assume F to be of finite perimeter, $|D\chi_F|(\mathbb{S}^2 \cap \{\rho \geq \sigma\}) < \infty$. Let $\overline{F} \cap \overline{F^c} \cap \Omega'_\sigma = \{\theta_0, \dots, \theta_M\}$ for some $M \in \mathbb{N}$ and $\theta_i < \theta_{i+1}$ for all $i = 0, \dots, M-1$. We now define the map Q_ϵ on the two dimensional domain Ω' . We divide Ω' into several regions and define Q_ϵ on each region separately

(see Figure 4). After that, we derive the estimates that are needed to ensure that the rotated map $R_\varphi^\top Q_\epsilon R_\varphi$ satisfies the energy estimate.

Let Ω' be parametrized by polar coordinates (r, θ) . As usual, we denote by $F' = F \cap \Omega'$ and $F^{c'} = F^c \cap \Omega'$. Note that $\rho = r \sin \theta$.

Step 1 (Construction on F'_η and $(F^c)'_\eta$): We define $F'_\eta = F' \setminus \bigcup_{i=0}^M B_{2\eta}(\theta_i) \subset \mathbb{S}^1 \subset \Omega'$ and $(F^c)'_\eta = F^{c'} \setminus \bigcup_{i=0}^M B_{2\eta}(\theta_i) \subset \mathbb{S}^1 \subset \Omega'$. For $(r, \theta) \in [1, \infty) \times F'_\eta$ we define

$$Q_\epsilon(r, \theta) := s_* \left(\mathbf{n} \otimes \mathbf{n} - \frac{1}{3} \text{Id} \right) \quad \text{with} \quad \mathbf{n}(r, \theta) = \begin{pmatrix} \sqrt{1 - \mathbf{n}_3^2((r-1)/\eta, \theta)} \\ 0 \\ \mathbf{n}_3((r-1)/\eta, \theta) \end{pmatrix}, \quad (41)$$

where \mathbf{n}_3 is given by Lemma 3.16. Analogously, for $(r, \theta) \in [1, \infty) \times (F^c)'_\eta$ we define

$$Q_\epsilon(r, \theta) := s_* \left(\mathbf{n} \otimes \mathbf{n} - \frac{1}{3} \text{Id} \right) \quad \text{with} \quad \mathbf{n}(r, \theta) = \begin{pmatrix} -\sqrt{1 - \mathbf{n}_3^2((r-1)/\eta, \pi - \theta)} \\ 0 \\ \mathbf{n}_3((r-1)/\eta, \pi - \theta) \end{pmatrix}. \quad (42)$$

Since the defined Q_ϵ is uniaxial, we have $f(Q_\epsilon) = 0$ and by Proposition 1.4 we can estimate the energy on $\Omega_{F'_\eta} = \{(r, \theta) : \theta \in F'_\eta\}$

$$\begin{aligned} \eta \mathcal{E}_\epsilon^{2D}(Q_\epsilon, \Omega_{F'_\eta}) &= \eta \int_{F'_\eta} \int_1^\infty \rho \left(s_*^2 |\partial_r \mathbf{n}|^2 + \frac{s_*^2}{r^2} |\partial_\theta \mathbf{n}|^2 + \frac{1}{\rho^2} Q_{2 \times 2, \epsilon} : Q_\epsilon + \frac{1}{\eta^2} \sqrt{\frac{3}{2}} (1 - \mathbf{n}_3^2) \right) r \, dr \, d\theta \\ &= \int_{F'_\eta} \int_0^\infty \left(s_*^2 |\partial_t \mathbf{n}|^2 + \sqrt{\frac{3}{2}} (1 - \mathbf{n}_3^2) \right) (1 + \eta t)^2 \sin \theta \, dt \, d\theta \\ &\quad + \int_{F'_\eta} \int_0^\infty \frac{\eta^2 s_*^2}{(1 + \eta t)^2} \left[|\partial_\theta \mathbf{n}|^2 + \frac{2}{\sin^2 \theta} (1 - \mathbf{n}_3^2) \right] (1 + \eta t)^2 \sin \theta \, dt \, d\theta, \end{aligned}$$

where we set $r = 1 + \eta t$ and used that $Q_{2 \times 2, \epsilon} : Q = |Q_\epsilon|^2 - 6s_*(1 - \mathbf{n}_3^2)s_*\mathbf{n}_3^2 = 2s_*^2(1 - \mathbf{n}_3^2)$. Lemma 3.16 implies

$$\eta \mathcal{E}_\epsilon^{2D}(Q_\epsilon, \Omega_{F'_\eta}) \leq \sqrt{24}s_* \int_{F'} (1 - \cos \theta) \sin \theta \, d\theta + C \eta. \quad (43)$$

Applying the same steps to $(F^c)'_\eta$, we get

$$\eta \mathcal{E}_\epsilon^{2D}(Q_\epsilon, \Omega_{(F^c)'_\eta}) \leq \sqrt{24}s_* \int_{F^{c'}} (1 + \cos \theta) \sin \theta \, d\theta + C \eta. \quad (44)$$

Step 2 (Construction on $(\Omega_{\theta_i, \eta}^+)'$ and $(\Omega_{\theta_i, \eta}^-)'$): Next, we construct Q_ϵ for $(r, \theta) \in [1 + 4\eta) \times \bigcup_{i=0}^M B_{2\eta}(\theta_i)$. Without loss of generality, we assume $\theta \in B_{2\eta}(\theta_0)$ and that smaller angles belong to F' , while larger values lie in $F^{c'}$. We define $(\Omega_{\theta_0, \eta}^+)' = \{(r, \theta) : \theta_0 - 2\eta \leq \theta \leq \theta_0\}$ and $(\Omega_{\theta_0, \eta}^-)' = \{(r, \theta) : \theta_0 \leq \theta \leq \theta_0 + 2\eta\}$.

Since we want Q_ϵ to have H^1 -regularity, we need to respect the values of Q_ϵ that we already constructed at $\theta = \theta_0 - 2\eta$ and $\theta = \theta_0 + 2\eta$. We do this by interpolating between these given values and $s_*(\mathbf{e}_3 \otimes \mathbf{e}_3 - \frac{1}{3} \text{Id})$ at $\theta = \theta_0$. More precisely, for $(r, \theta) \in (\Omega_{\theta_0, \eta}^+)'$ we define

$$Q_\epsilon(r, \theta) = s_* \left(\mathbf{n} \otimes \mathbf{n} - \frac{1}{3} \text{Id} \right) \quad \text{with} \quad \mathbf{n}(r, \theta) = \begin{pmatrix} \sin(\phi(r, \theta)) \\ 0 \\ \cos(\phi(r, \theta)) \end{pmatrix},$$

where the phase ϕ is given by

$$\phi(r, \theta) = \frac{\theta_0 - \theta}{2\eta} \arccos(\mathbf{n}_3(r, \theta_0 - 2\eta)). \quad (45)$$

Similarly, the phase for $(r, \theta) \in (\Omega_{\theta_0, \eta}^-)'$ is given by

$$\phi(r, \theta) = -\frac{\theta - \theta_0}{2\eta} \arccos(\mathbf{n}_3(r, \pi - (\theta_0 + 2\eta))). \quad (46)$$

Note that Q_ϵ is indeed continuous for $\theta = \theta_0$ and that Q_ϵ coincides with our previous definition at $\theta = \theta_0 - 2\eta$ and $\theta = \theta_0 + 2\eta$.

Now we calculate the energy coming from the two regions. We assume that $(r, \theta) \in (\Omega_{\theta_0, \eta}^+)'$, the estimates for $(\Omega_{\theta_0, \eta}^-)'$ are similar. Since Q_ϵ is uniaxial by construction, $f(Q_\epsilon) = 0$ and furthermore by Proposition 1.4

$$g(Q_\epsilon) = \sqrt{\frac{3}{2}}(1 - \cos^2(\phi(r, \theta))) = \sqrt{\frac{3}{2}} \sin^2(\phi(r, \theta)) \leq \sqrt{\frac{3}{2}} \sin^2(\phi(r, \theta_0 - 2\eta)).$$

For the gradient, we note that

$$\begin{aligned} \frac{1}{2} |\nabla' Q_\epsilon(r, \theta)|^2 &= s_*^2 |\partial_r \mathbf{n}(r, \theta)|^2 + \frac{s_*^2}{r^2} |\partial_\theta \mathbf{n}(r, \theta)|^2 = s_*^2 |\partial_r \phi(r, \theta)|^2 + \frac{s_*^2}{r^2} |\partial_\theta \phi(r, \theta)|^2 \\ &= \left(\frac{\theta - \theta_0}{2\eta} \right)^2 s_*^2 |\partial_r \phi(r, \theta_0 - 2\eta)|^2 + \frac{s_*^2}{4r^2 \eta^2} |\phi(r, \theta_0 - 2\eta)|^2 \\ &\leq s_*^2 |\partial_r \mathbf{n}(r, \theta_0 - 2\eta)|^2 + \frac{s_*^2}{4r^2 \eta^2} |\phi(r, \theta_0 - 2\eta)|^2. \end{aligned}$$

Note, that for $\eta \rightarrow 0$ the phase ϕ stays bounded. Furthermore, all terms decrease exponentially in r by Lemma 3.16 and are thus integrable. Since $\frac{1}{2} |\partial_\varphi Q_\epsilon|^2 = Q_{2 \times 2} : Q = 2s_*^2 \sin^2(\phi(r, \theta))$, this term converges to zero exponentially for $r \rightarrow \infty$ and is bounded for $\eta \rightarrow 0$. So finally we use the estimates and the usual change of variables $t = 1 + \eta t$ to get

$$\eta \mathcal{E}_\epsilon^{2D}(Q_\epsilon, (\Omega_{\theta_i, \eta}^+)') \leq C \eta. \quad (47)$$

Analogously,

$$\eta \mathcal{E}_\epsilon^{2D}(Q_\epsilon, (\Omega_{\theta_i, \eta}^-)') \leq C \eta, \quad (48)$$

since $\phi(r, \theta_0 + 2\eta) \rightarrow 0$ as $r \rightarrow \infty$ exponentially.

Step 3 (Construction on B' and D'): Throughout this construction, we assume that we are in the same situation as in Step 2, namely that we are switching from F' to $F^{c'}$ as the angle θ increases. In this situation, we are going to construct a defect of degree $-1/2$. Otherwise, one would need to define a defect of degree $1/2$, i.e. one needs to switch the sign of the angle in the definition of $Q(\alpha)$.

- We first define a map Q_B on the two dimensional ball $B_1(0)$ using polar coordinates as follows

$$Q_B(r, \alpha) = \begin{cases} 0 & r \in [0, \epsilon) \\ \left(\frac{r}{\epsilon} - 1\right) Q(\alpha) & r \in [\epsilon, 2\epsilon) \\ Q(\alpha) & r \in [2\epsilon, 1), \end{cases} \quad (49)$$

where

$$Q(\alpha) = s_* \left(\mathbf{n}(\alpha) \otimes \mathbf{n}(\alpha) - \frac{1}{3} \text{Id} \right) \quad \text{with} \quad \mathbf{n}(\alpha) = \begin{pmatrix} \sin(\alpha/2) \\ 0 \\ \cos(\alpha/2) \end{pmatrix}.$$

- On $B_1 \setminus B_{2\epsilon}$ we calculate

$$\begin{aligned} \int_{B_1 \setminus B_{2\epsilon}} \frac{1}{2} |\nabla' Q_B|^2 dx &= \frac{1}{2} \int_0^{2\pi} \int_{2\epsilon}^1 \left(|\partial_r Q_B|^2 + \frac{1}{r^2} |\partial_\alpha Q_B|^2 \right) r d\alpha dr \\ &= \frac{1}{2} \int_{2\epsilon}^1 \frac{1}{r} dr \int_0^{2\pi} |\partial_\alpha Q_B|^2 d\alpha \\ &= -\ln(2\epsilon) \int_0^{2\pi} s_*^2 \frac{1}{4} (\cos^2(\alpha/2) + \sin^2(\alpha/2)) d\alpha \\ &= \frac{\pi}{2} s_*^2 |\ln(\epsilon)| - \frac{\ln(2)\pi}{2} s_*^2. \end{aligned}$$

Furthermore, $f(Q_B) = 0$ on $B_1 \setminus B_{2\epsilon}$ and $\int_{B_1 \setminus B_{2\epsilon}} g(Q_B) dx \leq C|B_1 \setminus B_{2\epsilon}|$. This implies

$$\int_{B_1 \setminus B_{2\epsilon}} \frac{1}{2} |\nabla' Q_B|^2 + \frac{1}{\epsilon^2} f(Q_B) + \frac{1}{\eta^2} g(Q_B) dx \leq \frac{\pi}{2} s_*^2 |\ln(\epsilon)| + \frac{C_1}{\eta^2} |B_1 \setminus B_{2\epsilon}|. \quad (50)$$

- On $B_{2\epsilon} \setminus B_\epsilon$ we find

$$\begin{aligned} \int_{B_{2\epsilon} \setminus B_\epsilon} \frac{1}{2} |\nabla' Q_B|^2 dx &= \frac{1}{2} \int_0^{2\pi} \int_\epsilon^{2\epsilon} \left(|\partial_r Q_B|^2 + \frac{1}{r^2} |\partial_\alpha Q_B|^2 \right) r d\alpha dr \\ &= \frac{1}{2} \int_0^{2\pi} \int_\epsilon^{2\epsilon} \left(\frac{1}{\epsilon} - 1 \right)^2 |Q(\alpha)|^2 r + \frac{1}{r} \left(\frac{r}{\epsilon} - 1 \right)^2 |\partial_\alpha Q(\alpha)|^2 dr d\alpha \\ &= \frac{2}{3} \pi s_*^2 \left(\frac{1}{\epsilon} - 1 \right)^2 \int_\epsilon^{2\epsilon} r dr + \frac{1}{2} \pi s_*^2 \int_\epsilon^{2\epsilon} \frac{1}{r} \left(\frac{r}{\epsilon} - 1 \right)^2 dr \\ &= \pi s_*^2 \left(\frac{1}{\epsilon} - 1 \right)^2 \epsilon^2 + \frac{\pi}{2} s_*^2 \left(\ln(2) - \frac{1}{2} \right) \\ &\leq C. \end{aligned}$$

In addition, $f(Q_B) = 0$ and $\int_{B_{2\epsilon} \setminus B_\epsilon} g(Q_B) dx \leq C|B_{2\epsilon} \setminus B_\epsilon|$. Together, we get

$$\int_{B_{2\epsilon} \setminus B_\epsilon} \frac{1}{2} |\nabla' Q_B|^2 + \frac{1}{\epsilon^2} f(Q_B) + \frac{1}{\eta^2} g(Q_B) dx \leq C_2 \left(1 + \frac{1}{\eta^2} \right) |B_{2\epsilon} \setminus B_\epsilon|. \quad (51)$$

Finally, the gradient of Q_B on $B_\epsilon(0)$ is zero. The contributions from f and g are easily seen to be bounded by $C|B_\epsilon|$, so that

$$\int_{B_\epsilon} \frac{1}{2} |\nabla' Q_B|^2 + \frac{1}{\epsilon^2} f(Q_B) + \frac{1}{\eta^2} g(Q_B) dx \leq C_3 \left(\frac{1}{\epsilon^2} + \frac{1}{\eta^2} \right) |B_\epsilon|. \quad (52)$$

Combining (50), (51) and (52) we get

$$\int_{B_1(0)} \frac{1}{2} |\nabla' Q_B|^2 + \frac{1}{\epsilon^2} f(Q_B) + \frac{1}{\eta^2} g(Q_B) dx \leq \frac{\pi}{2} s_*^2 |\ln(\epsilon)| + C \left(1 + \frac{1}{\eta^2} \right) |B_1(0)| + C. \quad (53)$$

Note that we have the same bound for $Q_{B_{\tilde{r}}}(r, \alpha) = Q_B(r/\tilde{r}, \alpha)$ on $B_{\tilde{r}}(0)$, where $\tilde{r} \leq 1$. In addition, this bound is invariant under rotations and translations of the domain. Again we assume

that $\theta \in B_\eta(\theta_0)$. We use the construction of Q_B to define Q_ϵ on the set $B := B_\eta(1 + 2\eta, \theta_0) \subset [1, 1 + 4\eta] \times [\theta_0 - 2\eta, \theta_0 + 2\eta]$ via

$$Q_\epsilon(r, \theta) = R_{\theta_0} Q_B(\bar{r}/\eta, \alpha), \quad (54)$$

where R_{θ_0} is the rotation matrix around the ρ -axis with angle θ_0 , $\bar{r}^2 = (r - 1 - 2\eta)^2 + (\theta - \theta_0)^2$ and α being the angle between the vectors $(0, 1)^\top$ and $(\theta_0 - \theta, r - 1 - 2\eta)^\top$. Note, that the term $|B_1(0)|$ in (53) transforms to $|B|$, which can be estimated by $C\eta^2$. For the remaining term of $\mathcal{E}_\epsilon^{2D}$ we notice that $Q_{2 \times 2, \epsilon} : Q_\epsilon$ is bounded on B and that $\rho \geq \sigma - \eta$, thus $\int_B \rho^{-1} Q_{2 \times 2, \epsilon} : Q_\epsilon \leq C(\sigma - \eta)^{-1}$. Then, using $\rho \leq (1 + 2\eta) \sin(\theta_0) + \eta$ we get from (53) that

$$\eta \mathcal{E}_\epsilon^{2D}(Q_\epsilon, B) \leq ((1 + 2\eta) \sin(\theta_0) + \eta) \frac{\pi}{2} s_*^2 \eta |\ln(\epsilon)| + C\eta + \frac{C}{\sigma - \eta} \eta. \quad (55)$$

We now want to construct the map Q_ϵ on the set $D = \{(r, \theta) \in [1, 1 + 4\eta] \times [\theta_0 - 2\eta, \theta_0 + 2\eta]\} \setminus B$ by interpolating between the values given by Steps 1 and 2 on the one hand, and the values on ∂B on the other hand. We use the same polar coordinates (\bar{r}, α) as for the definition of Q_ϵ on B to parametrize D . Let $\Phi_{\alpha/2}(\alpha)$ be the phase associated to the director of $Q_\epsilon(\eta, \alpha)$ and $\Phi(\alpha)$ the phase of the boundary values on $\partial(D \cup B)$. We set

$$\phi(\bar{r}, \alpha) = \frac{R(\alpha) - \bar{r}}{R(\alpha) - \eta} \Phi_{\alpha/2} + \frac{\bar{r} - \eta}{R(\alpha) - \eta} \Phi(\alpha),$$

where

$$R(\alpha) = \begin{cases} \frac{2\eta}{|\cos(\alpha)|} & \text{if } \alpha \in [-\pi/4, \pi/4] \cup [3\pi/4, 5\pi/4], \\ \frac{2\eta}{|\sin(\alpha)|} & \text{otherwise.} \end{cases}$$

In particular, $|R(\alpha)| \leq 2\sqrt{2}\eta$ and $|\partial_\alpha R(\alpha)| \leq 2\sqrt{2}\eta$. Then we define

$$Q_D(\bar{r}, \alpha) = s_* \left(\mathbf{n}(\bar{r}, \alpha) \otimes \mathbf{n}(\bar{r}, \alpha) - \frac{1}{3} \text{Id} \right) \quad \text{with} \quad \mathbf{n}(\bar{r}, \alpha) = \begin{pmatrix} \sin(\phi(\bar{r}, \alpha)) \\ 0 \\ \cos(\phi(\bar{r}, \alpha)) \end{pmatrix}.$$

Then $f(Q_\epsilon|_D) = 0$ since $Q_\epsilon|_D$ is uniaxial and $g(Q_\epsilon|_D)$ is bounded. We can estimate the gradient

$$\begin{aligned} \int_D \frac{1}{2} |\nabla' Q_\epsilon|^2 dx &= \int_D \frac{1}{2} \left(|\partial_r Q_\epsilon|^2 + \frac{1}{r^2} |\partial_\theta Q_\epsilon|^2 \right) r dr d\theta \\ &\leq (1 + 4\eta) \int_0^{2\pi} \int_\eta^{R(\alpha)} \frac{1}{2} \left(|\partial_{\bar{r}} Q_\epsilon|^2 + \frac{1}{\bar{r}^2} |\partial_\alpha Q_\epsilon|^2 \right) \bar{r} d\bar{r} d\alpha \\ &\leq (1 + 4\eta) s_*^2 \int_0^{2\pi} \int_\eta^{R(\alpha)} \left(|\partial_{\bar{r}} \phi|^2 + \frac{1}{\bar{r}^2} |\partial_\alpha \phi|^2 \right) \bar{r} d\bar{r} d\alpha. \end{aligned} \quad (56)$$

Since $\Phi_{\alpha/2}$ and $\Phi(\alpha)$ are bounded and $\partial_{\bar{r}} \phi = \frac{-1}{R(\alpha) - \eta} \Phi_{\alpha/2} + \frac{1}{R(\alpha) - \eta} \Phi(\alpha)$, we can easily infer that $|\partial_{\bar{r}} \phi|^2 \leq \frac{C}{\eta^2}$. Furthermore it is clear by definition that $|\partial_\alpha \Phi_{\alpha/2}|^2 \leq C$. So it remains to derive bounds on $\partial_\alpha \Phi(\alpha)$. For $\alpha \in [0, \pi/4]$ we have $\Phi(\alpha) = \arccos(\mathbf{n}_3(1 + 4\eta, \theta_0 - 2\eta)) \frac{\sqrt{R(\alpha)^2 - 4\eta^2}}{2\eta}$, i.e. $|\partial_\alpha \Phi(\alpha)|^2 \leq C$. Similarly, $\partial_\alpha \Phi$ is bounded for $\alpha \in [-\pi/4, 0]$. For $\alpha \in [\pi/4, 3\pi/4]$ and $r(\alpha) = 1 + \sqrt{R^2(\alpha) + 8\eta^2 - 4\sqrt{2}R(\alpha)\eta \cos(3\pi/4 - \alpha)}$ one can show that $\Phi(\alpha) = \arccos(\mathbf{n}_3(r(\alpha), \theta_0 - 2\eta))$.

An explicit calculation yields $|\partial_\alpha \Phi(\alpha)|^2 \leq C$. By the same argument, $\partial_\alpha \Phi$ is also bounded for $\alpha \in [-3\pi/4, -\pi/4]$. For $\alpha \in [3\pi/4, \pi]$ we have $\Phi(\alpha) = -2\eta \tan(\pi - \alpha) + \theta_0 - \frac{\pi}{2}$, so that $|\partial_\alpha \Phi(\alpha)|^2$ is also bounded by a constant. We plug this result into (56) and use the fact that $Q_{2 \times 2, \epsilon} : Q_\epsilon$ is also bounded and $\sigma \leq 1 + 4\eta$ to get

$$\mathcal{E}_\epsilon^{2D}(Q_\epsilon, D) \leq 2(1 + 4\eta)s_*^2 \int_0^{2\pi} \int_\eta^{R(\alpha)} \left(C + \frac{C}{\sigma^2} \right) \sigma \, d\sigma \, d\alpha + \frac{C}{\sigma - c\eta} \leq C + \frac{C}{\sigma - c\eta}. \quad (57)$$

Hence by (55) and (57)

$$\eta \mathcal{E}_\epsilon^{2D}(Q_\epsilon, B \cup D) \leq ((1 + 2\eta) \sin(\theta_0) + 2\eta) \frac{\pi}{2} s_*^2 \eta |\ln \epsilon| + C\eta + \frac{C}{\sigma - C\eta} \eta. \quad (58)$$

This finishes our construction of $Q_\epsilon(\rho, \theta)$. If we now extend Q_ϵ to Ω by using the rotated function $Q_\epsilon(\rho, \varphi, \theta) = R_\varphi^\top Q_\epsilon(\rho, \theta) R_\varphi$ and integrate $\mathcal{E}_\epsilon^{2D}$ in φ -direction, we get from (43), (44), (47), (48) and (58)

$$\begin{aligned} \eta \mathcal{E}_\epsilon(Q_\epsilon, \Omega) &\leq \sqrt[4]{24} s_* \int_0^{2\pi} \int_{F'} (1 - \cos(\theta)) \sin(\theta) \, d\theta \, d\varphi + \sqrt[4]{24} s_* \int_0^{2\pi} \int_{F^c} (1 + \cos(\theta)) \sin(\theta) \, d\theta \, d\varphi \\ &\quad + \frac{\pi}{2} s_*^2 \eta |\ln \epsilon| \sum_{i=0}^{M-1} \int_0^{2\pi} ((1 + 2\eta) \sin(\theta_i) + 2\eta) \, d\varphi + C\eta + \frac{C\eta}{\sigma - c\eta}. \end{aligned} \quad (59)$$

Taking the limsup $\eta, \epsilon \rightarrow 0$ in (59) yields the inequality

$$\begin{aligned} \limsup_{\eta, \epsilon \rightarrow 0} \mathcal{E}_{\eta, \xi}(Q_\epsilon) &\leq \sqrt[4]{24} s_* \int_F (1 - \cos(\theta)) \, d\omega + \sqrt[4]{24} s_* \int_{F^c} (1 + \cos(\theta)) \, d\omega + \frac{\pi}{2} s_*^2 \beta |D\chi_F|(\mathbb{S}^2) \\ &= \mathcal{E}_0(F). \end{aligned}$$

It remains to show the claimed convergence. It is clear by definition of Q_ϵ that $\bigcup_{\eta > 0} F_\eta = F$ and $\bigcup_{\eta > 0} (F^c)_\eta = F^c$ which implies the convergence for χ_F . The continuity of \mathbf{n}^ϵ as a function with values in \mathbb{S}^2 outside a set ω_η is clear by construction if we choose ω_η to contain all balls B , we used in step 3. Taking ω_η as the union of all sets B and D from step 3, we can also achieve that $\Omega \setminus \omega_\eta$ is simply connected. Extending \mathbf{n}^ϵ inside B measurably, yields the compactness claim. \square

Proof of the upper bound (13) of Theorem 2.1. We choose a sequence $\sigma_k > 0$ which converges to zero as $k \rightarrow \infty$. We approximate the set F by sets F_k such that the domains $\mathbb{S}^2 \cap \{\rho \leq \sigma_k, z > 0\}$ and $\mathbb{S}^2 \cap \{\rho \leq \sigma_k, z < 0\}$ are fully contained in F_k or F_k^c . By Lemma 4.1 there exist sequences $Q_{\epsilon, k}$ such that $\limsup_{\eta, \epsilon \rightarrow 0} \mathcal{E}_{\eta, \xi}(Q_{\epsilon, k}) \leq \mathcal{E}_0(F_k)$ and (11) holds. We observe that

$$|D\chi_{F_k}|(\mathbb{S}^2) = |D\chi_{F_k}|(\mathbb{S}^2 \cap \{\rho \geq \sigma_k\}) = |D\chi_F|(\mathbb{S}^2 \cap \{\rho \geq \sigma_k\})$$

and

$$\left| \int_F (1 - \cos(\theta)) \, d\omega - \int_{F_k} (1 - \cos(\theta)) \, d\omega \right|, \left| \int_{F^c} (1 + \cos(\theta)) \, d\omega - \int_{F_k^c} (1 + \cos(\theta)) \, d\omega \right| \leq C\sigma_k^2.$$

Hence $\limsup_{\eta, \epsilon \rightarrow 0} \mathcal{E}_{\eta, \xi}(Q_{\epsilon, k}) \leq \mathcal{E}_0(F_k) \leq \mathcal{E}_0(F) + C\sigma_k^2$ and taking a diagonal sequence $Q_\epsilon = Q_{\epsilon, k(\epsilon)}$ we get

$$\limsup_{\eta, \epsilon \rightarrow 0} \mathcal{E}_{\eta, \xi}(Q_\epsilon) \leq \mathcal{E}_0(F).$$

The compactness (11) follows by triangle inequality. \square

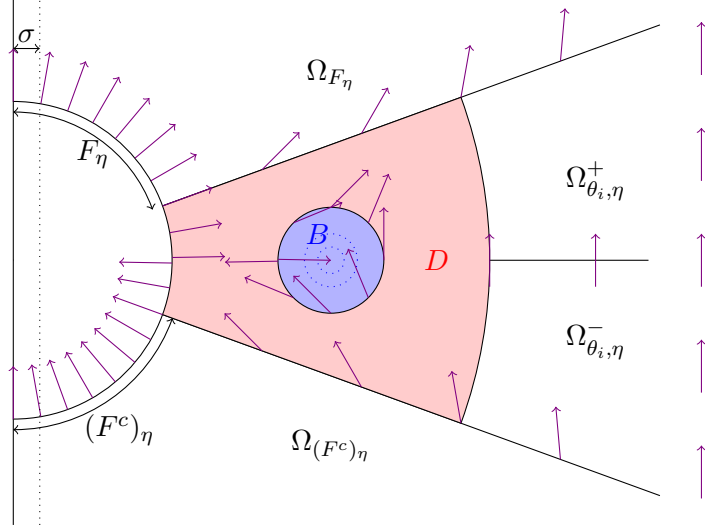


Figure 4: Partition of Ω' into regions for the construction of Q_ϵ (arrows show \mathbf{n}^ϵ)

5 Limit problem, transition and hysteresis

This last section is devoted to the study of the limit functional. In particular we are going to study the minimizing configurations for different values of β .

In a first step, we claim that if F is a minimizer of \mathcal{E}_0 , then F and F^c are connected. Indeed, assume that one of the two sets, say F , is not connected. Then there are two possibilities: If F^c is connected, then F also contains the point $\theta = \pi$ and we can decrease the energy \mathcal{E}_0 by handing over this set to F^c . If F^c is also not connected, then we can similarly exchange points between F and F^c while decreasing the energy until both sets are connected.

Now that we know that F and F^c are connected, we deduce that there can only be one angle under which the defect occurs. Let us name this angle $\theta_d \in [0, \pi]$ and let $F \subset \mathbb{S}^2$ be the set corresponding to $0 \leq \theta \leq \theta_d$. Then we can express the limit energy as

$$\begin{aligned}
\mathcal{E}_0(F) &= \sqrt[4]{24}s_* \int_F (1 - \cos(\theta)) \, d\omega + \sqrt[4]{24}s_* \int_{F^c} (1 + \cos(\theta)) \, d\omega + \frac{\pi}{2}s_*^2\beta |D\chi_F|(\mathbb{S}^2) \\
&= \sqrt[4]{24}s_* \int_0^{2\pi} \int_0^{\theta_d} (1 - \cos(\theta)) \sin(\theta) \, d\theta \, d\varphi + \sqrt[4]{24}s_* \int_0^{2\pi} \int_{\theta_d}^{\pi} (1 + \cos(\theta)) \sin(\theta) \, d\theta \, d\varphi \\
&\quad + \frac{\pi}{2}s_*^2\beta(2\pi \sin(\theta_d)) \\
&= 4\sqrt[4]{24}\pi s_* \left(\sin^4(\theta_d/2) + \cos^4(\theta_d/2) \right) + \pi^2\beta s_*^2 \sin(\theta_d).
\end{aligned}$$

Setting the derivative of this expression to zero gives the equation

$$\pi s_* \cos(\theta_d) \left(\pi \beta s_* - 4\sqrt[4]{24} \sin(\theta_d) \right) = 0,$$

which yields the two families of solutions $\theta_1 = \pi/2 + \pi\mathbb{Z}$ and $\theta_2 = \arcsin\left(\frac{\pi\beta s_*}{4\sqrt[4]{24}}\right) + 2\pi\mathbb{Z}$. We note:

1. For $\beta s_* = \frac{4\sqrt[4]{24}}{\pi} \approx 2.818$, the two families are equal. We conclude that for $\beta s_* \geq \frac{4\sqrt[4]{24}}{\pi}$ the only stable configuration is a dipole at $\theta_d = 0, \pi$ (see Figure 5).

2. The energy of the saturn ring $\theta_d = \pi/2$ and the dipole $\theta_d = 0$ are equal for $\beta s_* = \frac{2\sqrt[4]{24}}{\pi} \approx 1.409$, which means for greater values of βs_* the dipole is the globally energy minimizing configuration, while for smaller values the saturn ring is optimal.
3. The case where $\theta_d = \pi/2$ is the only (local) minimizer corresponds to $\beta s_* = 0$, i.e. $\theta_2 = 0$.

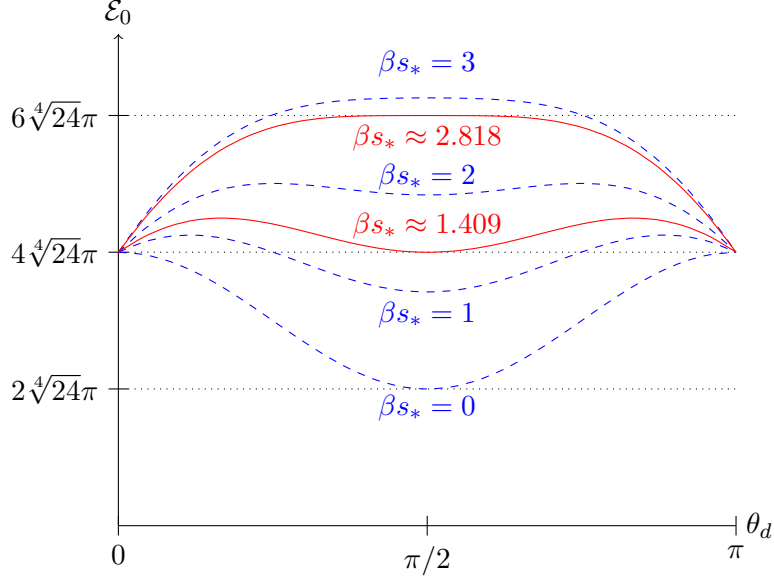


Figure 5: Plot of the energy \mathcal{E}_0 for different values of βs_* as a function of the angle θ_d

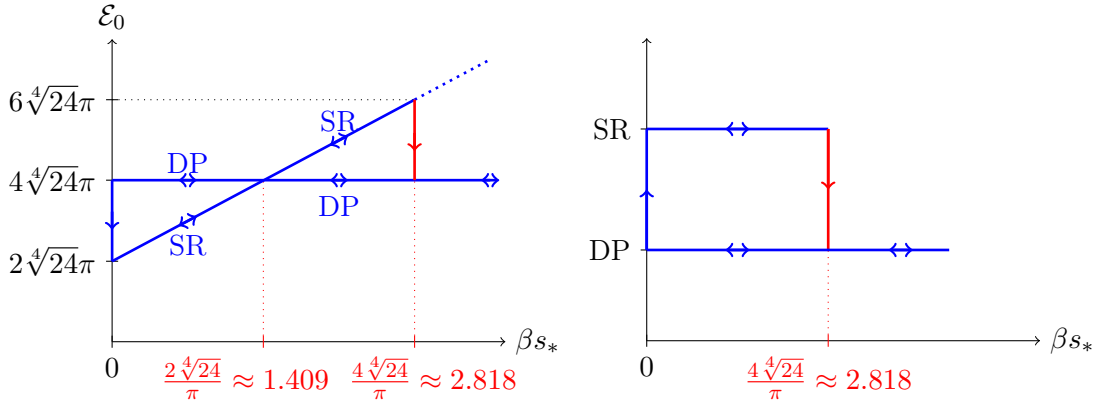


Figure 6: Left: Plot of the energy of the dipole and saturn ring as a function of βs_* . Right: Hysteresis induced by changing βs_*

Our analysis confirms the numerical simulations by H. Stark [40] (see also [32] for similar problems) as well as the physical observation, e.g. [6, p.190ff]. The reduced magnetic coherence length ξ_H introduced in [40] corresponds to our parameter η in the one constant approximation. The assumption of high magnetic fields $\xi_H \ll 1$ translates to our limit $\eta \rightarrow 0$. Although the calculations in [40] are based on the Oseen-Frank model rather than the Landau-de Gennes that we are using, we are able to reproduce the behaviour of the energy \mathcal{E}_0 as a function of θ_d , compare

Figure 5 and [40, Fig. 11]. From our calculation, we also find the hysteresis for changing values of βs_* . For $\beta \gg 1$, i.e. small external fields, the dipole is the only stable configuration. Increasing the field, the system will maintain the dipole, until we reach $\beta = 0$, where a transition to the saturn ring takes place. Decreasing the field while starting from a saturn ring, we will retain the structure until we reach $\beta s_* \approx 2.818$ and the saturn ring closes to a dipole.

Acknowledgment. DS thanks Xavier Lamy for the useful discussions at several occasions.

References

- [1] S. Alama, L. Bronsard, D. Golovaty, and X. Lamy. *Saturn ring defect around a spherical particle immersed in nematic liquid crystal*. In: (2020).
- [2] S. Alama, L. Bronsard, and X. Lamy. *Minimizers of the Landau–de Gennes energy around a spherical colloid particle*. In: *Arch. Ration. Mech. Anal.* 222.1 (2016), pp. 427–450.
- [3] S. Alama, L. Bronsard, and X. Lamy. *Spherical particle in a nematic liquid crystal under an external field: the Saturn ring regime*. In: *J. Nonlinear Sci.* (2018).
- [4] A. Amoddeo, R. Barberi, and G. Lombardo. *Electric field-induced fast nematic order dynamics*. In: *Liq. Cryst.* 38.1 (2011), pp. 93–103.
- [5] D. Andrienko. *Introduction to liquid crystals*. In: *J. Mol. Liq.* 267 (2018), pp. 520–541.
- [6] M. Antonietti, ed. *Colloid Chemistry I*. Springer Berlin Heidelberg, 2003. 272 pp.
- [7] R. Badal, M. Cicalese, L. De Luca, and M. Ponsiglione. Γ -convergence analysis of a generalized XY model: fractional vortices and string defects. In: *Commun. Math. Phys.* 358.2 (2018), pp. 705–739.
- [8] J. M. Ball. “Liquid crystals and their defects”. In: *Mathematical thermodynamics of complex fluids*. Vol. 2200. Lecture Notes in Math. Springer, Cham, 2017, pp. 1–46.
- [9] J. M. Ball. *Mathematics and liquid crystals*. In: *Mol. Cryst. Liq. Cryst.* 647.1 (2017), pp. 1–27.
- [10] J. M. Ball and S. J. Bedford. *Discontinuous order parameters in liquid crystal theories*. In: *Mol. Cryst. Liq. Cryst.* (2014).
- [11] J. M. Ball and A. Majumdar. *Nematic Liquid Crystals: From Maier-Saupe to a Continuum Theory*. In: *Mol. Cryst. Liq. Cryst.* 525.1 (2010), pp. 1–11.
- [12] S. Bedford. *Function spaces for liquid crystals*. In: *Arch. Ration. Mech. Anal.* 219.2 (2016), pp. 937–984.
- [13] F. Bethuel. “Variational methods for Ginzburg–Landau equations”. In: *Lecture Notes in Mathematics*. Springer Berlin Heidelberg, 1999, pp. 1–43.
- [14] F. Bethuel, H. Brezis, and F. Hélein. *Asymptotics for the minimization of a Ginzburg–Landau functional*. In: *Calc. Var. Partial Differential Equations* 1.2 (1993), pp. 123–148.
- [15] F. Bethuel, H. Brezis, and F. Hélein. *Ginzburg–Landau Vortices*. Birkhäuser Boston, 1994.

- [16] A. Braides, M. Cicalese, and F. Solombrino. *Q-tensor continuum energies as limits of head-to-tail symmetric spin systems*. In: *SIAM J. Math. Anal.* 47.4 (2015), pp. 2832–2867.
- [17] H. Brezis, J.-M. Coron, and E. H. Lieb. *Harmonic maps with defects*. In: *Commun. Math. Phys.* 107.4 (1986), pp. 649–705.
- [18] G. Canevari. *Biaxiality in the asymptotic analysis of a 2D Landau–de Gennes model for liquid crystals*. In: *ESAIM. Control Optim. Calc. Var.* 21.1 (2015), pp. 101–137.
- [19] G. Canevari. *Defects in the Landau-de Gennes model for liquid crystals*. PhD thesis. Université Pierre et Marie Curie - Paris VI, 2015.
- [20] G. Canevari. *Line defects in the small elastic constant limit of a three-dimensional Landau–de Gennes model*. In: *Arch. Ration. Mech. Anal.* 223.2 (2017), pp. 591–676.
- [21] D. Chiron. *Etude mathématique de modèles issus de la physique de la matière condensée*. PhD thesis. Université Pierre et Marie Curie - Paris VI, 2004.
- [22] A. Contreras and X. Lamy. *Singular perturbation of manifold-valued maps with anisotropic energy*. In: (2018).
- [23] D. Demus, J. W. Goodby, G. W. Gray, et al. *Handbook of Liquid Crystals*. Wiley VCH Verlag GmbH, 2014. 4200 pp.
- [24] J. Fukuda, H. Stark, M. Yoneya, and H. Yokoyama. *Dynamics of a nematic liquid crystal around a spherical particle*. In: *J. Phys.: Condens. Matter* 16.19 (2004), S1957–S1968.
- [25] J. Fukuda and H. Yokoyama. *Stability of the director profile of a nematic liquid crystal around a spherical particle under an external field*. In: *Eur. Phys. J. E* 21.4 (2006), pp. 341–347.
- [26] J. Fukuda, M. Yoneya, and H. Yokoyama. *Director Configuration of a Nematic Liquid Crystal around a Spherical Particle: Numerical Analysis Using Adaptive Mesh Refinement*. In: *Mol. Cryst. Liq. Cryst.* 413.1 (2004), pp. 221–229.
- [27] M. Goldman, B. Merlet, and V. Millot. *A Ginzburg-Landau model with topologically induced free discontinuities*. In: *Ann. Inst. Fourier* (2018).
- [28] Y. Gu and N. L. Abbott. *Observation of Saturn-Ring Defects around Solid Microspheres in Nematic Liquid Crystals*. In: *Phys. Rev. Lett.* 85.22 (2000), pp. 4719–4722.
- [29] R. Ignat and X. Lamy. *Lifting of \mathbb{RP}^{d-1} -valued maps in BV and applications to uniaxial Q-tensors. With an appendix on an intrinsic BV-energy for manifold-valued maps*. In: *Calc. Var. Partial Differential Equations* 58.2 (2019), Art. 68, 26.
- [30] R. L. Jerrard. *Lower Bounds for Generalized Ginzburg–Landau Functionals*. In: *SIAM J. Math. Anal.* 30.4 (1999), pp. 721–746.
- [31] M. Kléman and O. D. Lavrentovich. *Topological point defects in nematic liquid crystals*. In: *Philos. Mag.* 86.25-26 (2006), pp. 4117–4137.
- [32] O. Lavrentovich, P. Pasini, C. Zannoni, and S. Zumer, eds. *Defects in Liquid Crystals: Computer Simulations, Theory and Experiments*. Springer Netherlands, 2001. 364 pp.
- [33] T. Machon, H. Aharoni, Y. Hu, and R. D. Kamien. *Aspects of Defect Topology in Smectic Liquid Crystals*. In: *Commun. Math. Phys.* 372.2 (2019), pp. 525–542.

- [34] A. Majumdar. *The radial-hedgehog solution in Landau-de Gennes' theory for nematic liquid crystals*. In: *Eur. J. Appl. Math.* 23.1 (2012), pp. 61–97.
- [35] A. Majumdar and A. Zarnescu. *Landau–De Gennes Theory of Nematic Liquid Crystals: the Oseen–Frank Limit and Beyond*. In: *Arch. Ration. Mech. Anal.* 196.1 (2009), pp. 227–280.
- [36] N. J. Mottram and C. J. P. Newton. *Introduction to Q-tensor theory*. In: (2014).
- [37] I. Mušević. *Nematic Liquid-Crystal Colloids*. In: *Materials* 11.1 (2017), p. 24.
- [38] T. Rivière. *Everywhere discontinuous harmonic maps into spheres*. In: *Acta Math.* 175.2 (1995), pp. 197–226.
- [39] E. Sandier. *Lower Bounds for the Energy of Unit Vector Fields and Applications*. In: *J. Funct. Anal.* 152.2 (1998), pp. 379–403.
- [40] H. Stark. *Director field configurations around a spherical particle in a nematic liquid crystal*. In: *Eur. Phys. J. B* 10.2 (1999), pp. 311–321.
- [41] X. Tang and J. V. Selinger. *Orientation of topological defects in 2D nematic liquid crystals*. In: *Soft Matter* 13, 5481 (2017).
- [42] M. A. C. Vollmer. *Critical points and bifurcations of the three-dimensional Onsager model for liquid crystals*. In: *Arch. Ration. Mech. Anal.* 226.2 (2017), pp. 851–922.
- [43] X. Wang. *Wave Propagation in Liquid-Crystal Materials*. PhD thesis. Technische Universität, Darmstadt, 2014.
- [44] Y. Yu. *Disclinations in Limiting Landau–de Gennes Theory*. In: *Arch. Ration. Mech. Anal.* 237.1 (2020), pp. 147–200.