



**HAL**  
open science

# Influence of local cubic anisotropy on the transition towards an equipartition regime in a 3D texture-less random elastic medium

Shahram Khazaie, Régis Cottureau

► **To cite this version:**

Shahram Khazaie, Régis Cottureau. Influence of local cubic anisotropy on the transition towards an equipartition regime in a 3D texture-less random elastic medium. *Wave Motion*, 2020, 96, pp.102574. 10.1016/j.wavemoti.2020.102574 . hal-02566857

**HAL Id: hal-02566857**

**<https://hal.science/hal-02566857v1>**

Submitted on 7 May 2020

**HAL** is a multi-disciplinary open access archive for the deposit and dissemination of scientific research documents, whether they are published or not. The documents may come from teaching and research institutions in France or abroad, or from public or private research centers.

L'archive ouverte pluridisciplinaire **HAL**, est destinée au dépôt et à la diffusion de documents scientifiques de niveau recherche, publiés ou non, émanant des établissements d'enseignement et de recherche français ou étrangers, des laboratoires publics ou privés.

# Influence of local cubic anisotropy on the transition towards an equipartition regime in a 3D texture-less random elastic medium

Shahram Khazaie<sup>a,\*</sup>, Régis Cottureau<sup>b</sup>

<sup>a</sup>Université de Nantes, GeM, Institut de Recherche en Génie Civil et Mécanique, Équipe E3M, Saint-Nazaire, France

<sup>b</sup>Aix Marseille Univ, CNRS, Centrale Marseille, LMA UMR 7031, Marseille, France

---

## Abstract

At long lapse times in randomly fluctuating media with macroscopic isotropy (texture-less media), the energy of elastic waves is equipartitioned between compressional (P) and shear (S) waves. This property is independent of the local isotropy or anisotropy of the heterogeneous constitutive tensor and of the type of source. However the local symmetry of the constitutive tensor does influence the rate of convergence to equipartition and this paper discusses the precise influence of local anisotropy on the time required to reach equipartition. More particularly, a randomly-fluctuating medium is considered, whose behavior is statistically isotropic, and locally cubic. After calculating all the differential and total scattering cross-sections in that case, an analytical formula is derived for the rate of convergence to the equipartition regime, function of the second-order statistics of the mechanical parameter fields (bulk and shear moduli and anisotropy parameter). The local anisotropy is shown to influence strongly that transition rate, with a faster transition when the fluctuations of the anisotropy parameter are positively correlated to those of the shear modulus. A numerical model is constructed to illustrate numerically these results. Since the asymptotic regime of equipartition cannot be simulated directly because it would require too large a computational domain, boundaries are introduced and mechanical properties are chosen so as to minimize their influence on equipartition.

**Keywords:** Random medium, Anisotropy, Diffusion regime, Radiative Transfer Equations, Equipartition time

---

## 1. Introduction

Modeling of the multiple scattering and diffusion of elastic waves propagating through randomly heterogeneous media via kinetic approaches has received considerable attention in the last few decades. In the stochastic scattering regime, where the correlation length  $\ell_c$  of the heterogeneities of the medium is of the same order of magnitude as the dominant wavelength  $\lambda$  ( $\ell_c/\lambda \sim 1$ ), the propagation length  $L$  is much larger than the wavelength ( $L/\lambda \gg 1$ ), and the variance  $\nu^2$  of the heterogeneous properties is small ( $\nu^2 \ll 1$ ), the radiative transfer equations (RTE) describe the spatio-temporal evolution of the wave vector dependent energy density of the waves as well as their state of polarization [1, 2, 3, 4, 5, 6, 7]. These RTE have been used to model the propagation of waves in geophysical media, polycrystalline media and concrete [5, 8, 9, 10, 11]. At long lapse time, these equations can be shown to converge to diffusion equations, through an equilibration of the energy into the different modes of propagation (P and S plane waves modes in all directions in the case of wave propagation in unbounded elastic media). This property of equipartition actually appears before diffusion sets in [12, 13], and can be used to infer parameter values of the underground [14, 15, 16, 17, 18, 19, 20].

In most of these approaches, the mechanical behavior is assumed locally isotropic, which means that the constitutive tensor  $C(\mathbf{x})$  relating stresses and strains in the elastic wave equation is assumed isotropic in every point in space. It is hence fully characterized by only two parameters (Lamé coefficients for instance). It is also assumed that the material properties fluctuate around an isotropic average, so that the relevant modal energies at the macro-scale are P- and S-energy densities. Nevertheless, this property of local isotropy is not appropriate for many materials, even in the

---

\*shahram.khazaie@univ-nantes.fr

26 case when the macro-scale behavior might be indeed isotropic. Polycrystals, for instance [21, 22, 23, 24, 2, 5], are  
 27 composed of assemblies of grain of monocrystals whose behavior is anisotropic, with an orientation that varies from  
 28 grain to grain. If the grains have no preferred orientation (uniform distribution of orientations), the polycrystal is said  
 29 to be texture-less [25] and its macroscopic behavior is statistically isotropic. Similar phenomena can be observed in  
 30 concrete and geophysical materials for example, where individual fractures may induce locally anisotropic behavior  
 31 while the global behavior would remain isotropic if a dense network of fractures with uniformly random orientations  
 32 is considered.

33 In the case of anisotropic materials, Turner [8] derived the RTEs of elastic waves in a transversely isotropic hetero-  
 34 geneous medium. More recently, Baydoun et al. [26] derived the RTEs of elastic waves in a general anisotropic case,  
 35 where both the background and the fluctuations may be anisotropic. Two main difficulties arise when dealing with  
 36 general anisotropic media: (i) the number of fluctuating parameters increases with respect to the isotropic case (253  
 37 (cross-) power spectral densities (PSDs) must be specified in general for triclinic materials), and (ii) the eigenvectors  
 38 of the acoustic tensor are not known in general in closed form so that analytical formulations of the RTEs are more  
 39 difficult to handle. The latter issue only exists for globally anisotropic materials and disappears for locally anisotropic  
 40 materials with isotropic background because the eigenvectors that are required for the derivation of the RTE are those  
 41 of the background material. Also, the former issue is simplified when stronger symmetries are considered. For in-  
 42 stance, cubic anisotropy only introduces one additional parameter with respect to elasticity, so that only 10 PSDs must  
 43 be specified.

44 In [27], numerical simulations seemed to indicate that local anisotropy of a material favored a quicker transition  
 45 to an equipartition regime, but this was never confirmed theoretically, nor through extensive numerical investigations.  
 46 The objective of this paper is to challenge this conclusion for a particular texture-less anisotropic material, for which  
 47 local behavior is cubic. The equipartition time for such a material is therefore derived analytically (Section 3.3), using  
 48 a particular parameterization (Section 2) and theoretical results of Baydoun et al. [26] for scattering cross-sections  
 49 (Section 3 and Appendix A). The formula obtained is then compared to the results of numerical simulations of wave  
 50 propagation in a set of random media with different statistical properties, and to results in the isotropic case (Section 4).  
 51 Both analytical and numerical results will show that the observations of [27] were chance observations depending on  
 52 the particular model of material properties that was chosen then. The rate of convergence towards equipartition will  
 53 actually be shown to depend directly on the correlation between the anisotropy parameter and the shear parameter,  
 54 with faster convergence for positive correlation.

## 55 2. Elastic wave propagation in a randomly heterogeneous medium

56 In this section, we briefly introduce some general concepts related to the propagation of elastic waves in 3D  
 57 random media. Random models of the mechanical properties are also introduced.

### 58 2.1. Wave equation and mechanical parameters

59 In non-dissipative elastic media in which the energy losses due to viscosity, friction and radiation are neglected,  
 60 the displacement vector  $\mathbf{u}(\mathbf{x}, t)$  is governed by the equation of motion as:

$$61 \rho \frac{\partial^2}{\partial t^2} \mathbf{u}(\mathbf{x}, t) - \nabla_{\mathbf{x}} \cdot (C(\mathbf{x}) : \nabla_{\mathbf{x}} \otimes \mathbf{u}(\mathbf{x}, t)) = S(\mathbf{x}_0, t), \quad (\mathbf{x}, t) \in \Omega \times \mathbb{R}^+ \quad (1)$$

62 in which  $\mathbf{x}$  and  $t$  denote the space and time,  $S$  is a point source at  $\mathbf{x}_0$  and  $\Omega \subseteq \mathbb{R}^3$  is the propagation medium.  
 63 In geological media, the coefficient of variation of the density is observed to be significantly less than that of the  
 64 phase velocities (or equivalently the elastic moduli) [28]. Consequently, the mass density of geological media is  
 65 often considered as constant [20]. For the sake of simplicity, we assume throughout that the density is constant  
 66 (i.e.  $\rho(\mathbf{x}) = \rho \in \mathbb{R}^+$ ). The medium is characterized by a local fourth-order elasticity tensor  $C(\mathbf{x}) = C_{ijkl}(\mathbf{x})$  which  
 67 varies continuously in space. Using Voigt's notation, the fourth-order elasticity tensor can be represented via a  $6 \times 6$   
 68 symmetric positive-definite matrix [29]. The number of independent parameters to fully describe the stiffness matrix  
 69 depends on the type of anisotropy [30]. In the general case, so-called triclinic anisotropy, 21 independent parameters  
 are required to fully describe the elasticity matrix.

70 *2.2. Parameterization of the propagation medium*

71 A probabilistic approach will be employed to model the heterogeneous stiffness matrix  $C(\mathbf{x})$ . The randomly  
72 heterogeneous elasticity matrix is decomposed into a (constant) average  $C_0 = \mathbb{E}[C(\mathbf{x})]$ , where  $\mathbb{E}[\cdot]$  denotes ensemble  
73 average, and a small-amplitude rapidly-fluctuating random fluctuation:

$$C(\mathbf{x}) = C_0 + \sqrt{\varepsilon} C_1 \left( \frac{\mathbf{x}}{\varepsilon} \right), \quad (2)$$

74 in which  $\varepsilon$  is a small parameter and  $\mathbb{E}[C_1(\mathbf{x})]$ . The particular scaling ( $\sqrt{\varepsilon}$  for the amplitude and  $1/\varepsilon$  for the scale  
75 of fluctuation) will be discussed in Section 3. As will become apparent in Section 3, the matrices  $C_0$  and  $C_1$  have  
76 different contributions to the wave dynamics in the high-frequency regime, and can belong to different symmetry  
77 classes. In most papers (see for instance Ryzhik et al. [6]), both of them are assumed isotropic. This simplifies greatly  
78 the computations in the upscaling process, but is not always appropriate, as discussed in the introduction. In this  
79 paper, we still consider an isotropic background, but anisotropic fluctuations (of cubic type).

80 Being isotropic and constant, the background medium is represented by the following elasticity tensor, in terms of  
81 its positive eigenvalues  $\kappa_0$  (bulk modulus) and  $\mu_0$  (shear modulus):

$$[C_0]_{ijkl} = \kappa_0 \delta_{ij} \delta_{kl} + \mu_0 \left( \delta_{ik} \delta_{jl} + \delta_{il} \delta_{jk} - \frac{2}{3} \delta_{ij} \delta_{kl} \right), \quad (3)$$

82 in which  $\delta_{ij}$  is Kronecker's delta ( $\delta_{ij} = 1$  if  $i = j$ , and  $\delta_{ij} = 0$  if  $i \neq j$ ). Note that the background is assumed homoge-  
83 neous for simplicity, but fluctuations that are slow with respect to  $\varepsilon$  can actually be considered without difficulty [6].  
84 The Voigt representation of the average is:

$$C_0 = \frac{1}{3} \begin{bmatrix} 3\kappa_0 + 4\mu_0 & 3\kappa_0 - 2\mu_0 & 3\kappa_0 - 2\mu_0 & 0 & 0 & 0 \\ 3\kappa_0 - 2\mu_0 & 3\kappa_0 + 4\mu_0 & 3\kappa_0 - 2\mu_0 & 0 & 0 & 0 \\ 3\kappa_0 - 2\mu_0 & 3\kappa_0 - 2\mu_0 & 3\kappa_0 + 4\mu_0 & 0 & 0 & 0 \\ 0 & 0 & 0 & 3\mu_0 & 0 & 0 \\ 0 & 0 & 0 & 0 & 3\mu_0 & 0 \\ 0 & 0 & 0 & 0 & 0 & 3\mu_0 \end{bmatrix}. \quad (4)$$

85 Having cubic anisotropy, the fluctuation can be represented by the following tensor [31], using 3 real-valued  
86 eigenvalues  $\phi_i(\mathbf{x})$  ( $i \in \{1, 2, 3\}$ ):

$$[C_1(\mathbf{x})]_{ijkl} = (\phi_1(\mathbf{x}) + 2\phi_2(\mathbf{x})) \delta_{il} \delta_{jk} + (\phi_1(\mathbf{x}) - \phi_2(\mathbf{x})) (\delta_{ij} \delta_{kl} - \delta_{il} \delta_{jk}) + \phi_3(\mathbf{x}) \delta_{ik} \delta_{jl}. \quad (5)$$

87 In order to simplify the comparison of cubic anisotropy with isotropy, we adopt the following parameterization of the  
88 eigenvalues :  $\kappa_1(\mathbf{x}) = \phi_1(\mathbf{x})$  (with  $\kappa_0 + \kappa_1 > 0$ ),  $\mu_1(\mathbf{x}) = \phi_3(\mathbf{x})$  (with  $\mu_0 + \mu_1 > 0$ ) and  $\mathcal{A}(\mathbf{x}) = 3\phi_2(\mathbf{x}) - 2\phi_3(\mathbf{x})$  (with  
89  $\mathcal{A} > -2(\mu_0 + \mu_1)$ ). Finally:

$$[C_1(\mathbf{x})]_{ijkl} = (\mu_1 + \mathcal{A}) \delta_{il} \delta_{jk} + \left( \kappa_1 - \frac{2}{3} \mu_1 - \frac{1}{3} \mathcal{A} \right) \delta_{ij} \delta_{kl} + \mu_1 \delta_{ik} \delta_{jl}, \quad (6)$$

90 and the Voigt representation of the fluctuation is:

$$C_1(\mathbf{x}) = \frac{1}{3} \begin{bmatrix} 3\kappa_1 + 4\mu_1 + 2\mathcal{A} & 3\kappa_1 - 2\mu_1 - \mathcal{A} & 3\kappa_1 - 2\mu_1 - \mathcal{A} & 0 & 0 & 0 \\ 3\kappa_1 - 2\mu_1 - \mathcal{A} & 3\kappa_1 + 4\mu_1 + 2\mathcal{A} & 3\kappa_1 - 2\mu_1 - \mathcal{A} & 0 & 0 & 0 \\ 3\kappa_1 - 2\mu_1 - \mathcal{A} & 3\kappa_1 - 2\mu_1 - \mathcal{A} & 3\kappa_1 + 4\mu_1 + 2\mathcal{A} & 0 & 0 & 0 \\ 0 & 0 & 0 & 3\mu_1 & 0 & 0 \\ 0 & 0 & 0 & 0 & 3\mu_1 & 0 \\ 0 & 0 & 0 & 0 & 0 & 3\mu_1 \end{bmatrix}. \quad (7)$$

91 Note that  $\kappa_1$  and  $\mu_1$  can be analyzed as fluctuations (normalized by  $\sqrt{\varepsilon}$ ) of the bulk and shear moduli around their  
92 averages  $\kappa_0$  and  $\mu_0$  and  $\mathcal{A}$  is a measure of the distance from isotropy. In particular, the behavior of the material is  
93 isotropic everywhere whenever  $\mathcal{A} = 0$ .

94 The three parameters  $\kappa_1(\mathbf{x})$ ,  $\mu_1(\mathbf{x})$  and  $\mathcal{A}(\mathbf{x})$  are modeled as correlated zero-mean random functions. The spatial  
 95 correlation function (CF) of the different pairs of random functions are denoted as  $R_{\kappa\kappa}(\mathbf{x}, \mathbf{x}')$ ,  $R_{\kappa\mu}(\mathbf{x}, \mathbf{x}')$ ,  $R_{\kappa\mathcal{A}}(\mathbf{x}, \mathbf{x}')$ ,  
 96  $R_{\mu\mu}(\mathbf{x}, \mathbf{x}')$ ,  $R_{\mu\mathcal{A}}(\mathbf{x}, \mathbf{x}')$  and  $R_{\mathcal{A}\mathcal{A}}(\mathbf{x}, \mathbf{x}')$ . For instance, the second CF is defined as  $R_{\kappa\mu}(\mathbf{x}, \mathbf{x}') = \mathbb{E}[\kappa_1(\mathbf{x})\mu_1(\mathbf{x}')$ , and  
 97 the others likewise. It is assumed for simplicity that all CF are statistically isotropic, in the sense that they are all  
 98 1D functions of the distance between the two points considered. Classically, these CFs are modeled using kernel  
 99 functions  $\tilde{R}$ , correlation length  $\ell$  and variance  $\nu^2$ . For instance  $R_{\kappa\mu}(\mathbf{x}, \mathbf{x}') = \nu_{\kappa\mu}^2 \tilde{R}_{\kappa\mu}(|\mathbf{x} - \mathbf{x}'|/\ell_{\kappa\mu})$ . The correlation length  
 100 specifies the length scale over which the random function decorrelates significantly and can be seen as the typical size  
 101 of the heterogeneities. This parameter for the second CF is defined for instance as:

$$\ell_{\kappa\mu} = \frac{2}{R_{\kappa\mu}(0)} \int_{\mathbb{R}^+} R_{\kappa\mu}(r) dr, \quad (8)$$

102 and the other correlation lengths likewise. The (cross-) power spectral density functions (PSDF)  $\Phi(\psi = |\mathbf{p}|\ell)$  are then  
 103 defined as the Fourier transform of the kernels of the CFs  $\tilde{R}(\eta = |\mathbf{x} - \mathbf{x}'|/\ell)$ , in which  $\mathbf{p}$  is the Fourier transform relative  
 104 of  $\mathbf{x} - \mathbf{x}'$ .

105 In the analysis and the numerical tests presented in this paper, we will consider five different examples of correla-  
 106 tion kernels. They are representative of the models used in the literature and present a wide range of behaviors, with  
 107 lower or higher frequency content for the same correlation length (in the sense of Eq. (8)) [32, 33]. These examples  
 are summarized in Table 1:

Table 1: Definitions of the normalized correlation models.

Correlation model	Normalized CF $R(\eta)/R(0)$	Normalized PSDF $\Phi(\psi)/R(0)$
Exponential	$\exp(-2\eta)$	$\frac{1}{8\pi^2(1+\frac{\psi^2}{4})^2}$
Power-law	$\frac{1}{(1+\frac{\pi^2\eta^2}{4})^2}$	$\frac{1}{\pi^4} \exp(-2\frac{\psi}{\pi})$
Gaussian	$\exp(-\pi\eta^2)$	$\frac{1}{8\pi^3} \exp(-\frac{\psi^2}{4\pi})$
Triangular	$\frac{12(2-2\cos(2\pi\eta)-(2\pi\eta)\sin(2\pi\eta))}{(2\pi\eta)^4}$	$\frac{3}{8\pi^4} \left(1 - \frac{\psi}{2\pi}\right) \text{H}\left(2\pi - \psi\right)$
Low-pass white noise	$\frac{3(\sin(\frac{3\pi}{2}\eta) - \frac{3\pi}{2}\eta \cos(\frac{3\pi}{2}\eta))}{(\frac{3\pi}{2}\eta)^3}$	$\frac{2}{9\pi^4} \text{H}\left(\frac{3\pi}{2} - \psi\right)$

108

### 109 2.3. Propagation modes

110 We will see in the next section that energy is transported by modes of the background medium. Since we consider  
 111 texture-less materials in this paper, the background medium is isotropic, as in Eq. (3). In that case, there are two  
 112 different propagation modes which will be denoted by {P, S}, for the compressional (P) and shear (S) waves. The phase  
 113 velocities are  $v_p = \sqrt{(\kappa_0 + (4/3)\mu_0)/\rho}$  and  $v_s = \sqrt{\mu_0/\rho}$  and the dispersion relations are  $\omega_p^2(\mathbf{k}) = v_p^2 k^2$  and  $\omega_s^2(\mathbf{k}) = v_s^2 k^2$ .  
 114 The polarization of the P wave is  $\hat{\mathbf{k}} = \mathbf{k}/k$  where  $k = |\mathbf{k}|$  while that of the S wave spans the two-dimensional plane  
 115 orthogonal to  $\hat{\mathbf{k}}$ . There are therefore actually two S waves.

## 116 3. Energy transport and equipartition in texture-free anisotropic media

### 117 3.1. Radiative transfer equations

In a weakly heterogeneous scattering regime ( $\ell_c \sim \lambda$ ,  $L \gg \lambda$  and  $\nu^2 \ll 1$ ), a transport regime occurs when the  
 elastic waves propagate through a typical realization of the random medium described in Section 2.2. In this regime,  
 the spatio-temporal evolution of the ensemble-averaged wave energy densities are described via the so-called radiative  
 transfer equations (RTE, see for instance [34] for details). The RTEs are energy conservation equations corresponding  
 to each of the propagation modes. They consider the full vector nature of the waves along with all possible mode  
 conversions during scattering processes. Using a kinetic approach, transport equations of elastic waves were first

derived in the weakly heterogeneous scattering regime for locally isotropic randomly heterogeneous materials by employing a multiscale expansion of the Wigner transform of the wave field [6]. Recently, Baydoun et al. [26] extended these RTEs to the case of locally anisotropic random media via kinetic modeling of multiple scattering and using the spatio-temporal Wigner transforms and their interpretation in terms of semiclassical operators. The RTEs of elastic waves for texture-less anisotropic random media write:

$$\frac{\partial a_p(\mathbf{k})}{\partial t} - v_p \hat{\mathbf{k}} \cdot \nabla_{\mathbf{x}} a_p(\mathbf{k}) = \int_{\mathbb{R}^3} \sigma_{pp}(\mathbf{k}, \mathbf{k}') a_p(\mathbf{k}') d\mathbf{k}' - \Sigma_p(\mathbf{k}) a_p(\mathbf{k}) + \int_{\mathbb{R}^3} \sigma_{ps}(\mathbf{k}, \mathbf{k}') [a_s(\mathbf{k}')] d\mathbf{k}' - \Sigma_{sp}(\mathbf{k}) a_p(\mathbf{k}) \quad (9a)$$

$$\frac{\partial [a_s(\mathbf{k})]}{\partial t} - v_s \hat{\mathbf{k}} \cdot \nabla_{\mathbf{x}} [a_s(\mathbf{k})] = \int_{\mathbb{R}^3} \sigma_{ss}(\mathbf{k}, \mathbf{k}') [a_s(\mathbf{k}')] d\mathbf{k}' - \Sigma_{ss}(\mathbf{k}) [a_s(\mathbf{k})] + \int_{\mathbb{R}^3} \sigma_{sp}(\mathbf{k}, \mathbf{k}') a_p(\mathbf{k}') d\mathbf{k}' - \Sigma_{ps}(\mathbf{k}) [a_s(\mathbf{k})] \quad (9b)$$

118 in which  $a_\alpha \cong \mathbb{E}[a_\alpha]$  ( $\alpha \in \{P, S\}$ ) is the projection of the average Wigner transform, or otherwise said, the specific  
 119 energy density of the wave mode  $\alpha$  in the phase space (position  $\times$  wavevector) and  $\hat{\mathbf{k}} = \mathbf{k}/k$ . In equations (9), the  
 120 left hand side corresponds to the total derivative of the energy density  $a_\alpha$  and is related to the transport of energy in  
 121 the homogeneous background medium  $C_0$ . The contribution of the foreground  $C_1$  is found on the right hand side in  
 122 terms of the scattering cross-sections ( $\sigma_{\alpha\beta}, \Sigma_{\alpha\beta}$ ) that depend on the background velocities as well as on the PSDFs of  
 123 the fluctuations of the components of  $C_1$ . When a mode with order of multiplicity higher than 1 exists (as for S waves  
 124 when the background is isotropic), the energy densities are matrices and equations (9) form a matrix system. With  
 125 an isotropic background, the body wave energy densities are described via a coupled system of one scalar transport  
 126 equation and one  $2 \times 2$  matrix transport equation.

### 127 3.2. Scattering cross-sections in texture-free cubic media

In the right hand side of equations (9), the scattering mechanism is described via differential and total scattering cross-sections  $\sigma_{\alpha\beta}(\mathbf{k}, \mathbf{k}')$  and  $\Sigma_{\alpha\beta}(\mathbf{k})$  ( $\alpha, \beta \in \{P, S\}$ ). The rate at which the incident energy of a  $\beta$ -wave propagating with wave vector  $\mathbf{k}'$  is scattered into the energy of an  $\alpha$ -wave propagating with wave vector  $\mathbf{k}$  is represented by the differential scattering cross-sections  $\sigma_{\alpha\beta}(\mathbf{k}, \mathbf{k}')$  (with unit  $\text{m}^3/\text{s}$ ). For the particular case of a cubic fluctuation around an isotropic background, and homogeneous density, the formulas for the differential scattering cross-sections are derived in Appendix A. For clarity, we report below only the final formulas. The differential scattering cross-section from P-wave to P-wave is

$$\sigma_{pp}^{\text{cubic}}(\mathbf{k}, \chi)[\mathbf{I}_1] = \frac{\pi k^2 \ell_c^3}{18 \rho^2 v_p^3} \left[ \left( 9v_\kappa^2 \Phi_{\kappa\kappa} + 4v_\mu^2 \Phi_{\mu\mu} + v_{\mathcal{A}}^2 \Phi_{\mathcal{A}\mathcal{A}} - 12v_{\kappa\mu} \Phi_{\kappa\mu} - 6v_{\kappa\mathcal{A}} \Phi_{\kappa\mathcal{A}} + 4v_{\mu\mathcal{A}} \Phi_{\mu\mathcal{A}} \right) \right. \\ \left. + 3\chi^2 \left( -4v_\mu^2 \Phi_{\mu\mu} - v_{\mathcal{A}}^2 \Phi_{\mathcal{A}\mathcal{A}} + 6v_{\kappa\mu} \Phi_{\kappa\mu} - 4v_{\mu\mathcal{A}} \Phi_{\mu\mathcal{A}} + 3v_{\kappa\mathcal{A}} \Phi_{\kappa\mathcal{A}} \right) + 9\chi^4 \left( 4v_\mu^2 \Phi_{\mu\mu} + v_{\mathcal{A}}^2 \Phi_{\mathcal{A}\mathcal{A}} + 4v_{\mu\mathcal{A}} \Phi_{\mu\mathcal{A}} \right) \right], \quad (10)$$

128 in which  $\mathbf{I}_n$  is the  $n \times n$  identity matrix and all the PSDFs are evaluated at  $k\sqrt{2(1-\chi)}$ , where  $k = \omega/v_p$  is the  
 129 wavenumber corresponding to the scattered P waves and  $\chi$  is the cosine of the scattering angle, i.e.  $\chi = \hat{\mathbf{k}} \cdot \hat{\mathbf{k}}'$ . The  
 130 differential scattering cross-section from S-wave to P-wave is such that

$$\sigma_{ps}^{\text{cubic}}(\mathbf{k}, \chi)[\mathbf{I}_2] = \frac{\pi v_\mu^2 k^2 \ell_c^3}{2 \rho^2 v_s^3} \chi^2 (1 - \chi^2) \left( 4v_\mu^2 \Phi_{\mu\mu} + 4v_{\mu\mathcal{A}} \Phi_{\mu\mathcal{A}} + v_{\mathcal{A}}^2 \Phi_{\mathcal{A}\mathcal{A}} \right), \quad (11)$$

131 wherein all the PSDFs are evaluated at  $k\sqrt{1+K^2-2K\chi}$ , where  $k$  is again the wavenumber corresponding to the scat-  
 132 tered P waves and  $K$  is the ratio between the average P to the average S wave speeds, i.e.  $K = v_p/v_s = \sqrt{\kappa_0/\mu_0 + 4/3}$ .  
 133 Hence,  $K$  depends solely on the background medium properties ( $\kappa_0, \mu_0$ ). Note that the differential scattering cross-  
 134 section for the P-to-S mode conversion reads:

$$\text{Tr} \left( \sigma_{sp}^{\text{cubic}}(\mathbf{k}, \mathbf{k}')[\mathbf{I}_1] \right) = \sigma_{ps}^{\text{cubic}}(\mathbf{k}', \mathbf{k})[\mathbf{I}_2]. \quad (12)$$

135 Finally, the differential scattering cross-section from S-wave to S-wave is such that

$$\sigma_{ss}^{\text{cubic}}(\mathbf{k}, \chi)[\mathbf{I}_2] = \frac{\pi v_\mu^2 k^2 \ell_c^3}{2 \rho^2 v_s^3} \left( 4\chi^4 - 3\chi^2 + 1 \right) \Phi_{\mu\mu} \left( k\sqrt{2(1-\chi)} \right) \mathbf{I}_2, \quad (13)$$

136 in which  $k = \omega/v_s$  is the wavenumber corresponding to the scattered S waves.

137 The rate at which the incident energy of a  $\beta$ -wave propagating with wave vector  $\mathbf{k}$  is scattered into the energy of  
 138 an  $\alpha$ -wave propagating in any direction is called the total scattering cross-section  $\Sigma_{\alpha\beta}(\mathbf{k})$  (with unit 1/s) and related to  
 139 the differential cross-section through:

$$\Sigma_{\alpha\beta}(\mathbf{k}) = \int_{\mathbb{R}^3} \sigma_{\alpha\beta}(\mathbf{k}, \mathbf{k}') [\mathbf{I}_\beta] \frac{d\mathbf{k}'}{(2\pi)^3}; \quad \alpha, \beta \in \{P, S\}. \quad (14)$$

140 where  $\mathbf{I}_P = \mathbf{I}_1$  and  $\mathbf{I}_S = \mathbf{I}_2$ . Although the integration can be performed numerically in all generality, we choose here to  
 141 consider a slightly simplified setting, in order to obtain more condensed formula. We therefore assume that all PSDFs  
 142 follow the same functional form  $\Phi(\psi)$ , and that they differ only through the variances and covariances:

$$\Phi_{\kappa\kappa}(\psi) = \Phi_{\kappa\mu}(\psi) = \Phi_{\kappa\mathcal{A}}(\psi) = \Phi_{\mu\mu}(\psi) = \Phi_{\mu\mathcal{A}}(\psi) = \Phi_{\mathcal{A}\mathcal{A}}(\psi) = \Phi(\psi). \quad (15)$$

143 This hypothesis is only required for clarity and simplicity of the exposition. Total scattering cross sections for a  
 144 material with isotropic background (texture-free) and cubic fluctuations are derived with this hypothesis in Appendix  
 145 A. We report here the S-to-P cross section, which is the most significant for the rest of the paper: the P-to-S total  
 146 scattering coefficient is:

$$\Sigma_{\text{is}}^{\text{cubic}}(\mathbf{k}) = \frac{(3\kappa - 4\mu)(4v_\mu^2 + 4v_{\mu\mathcal{A}} + v_{\mathcal{A}}^2)k^4 \ell_c^3}{24\pi\mu^2 \sqrt{\rho\mu}} \int_{-1}^{+1} \chi^2 (1 - \chi^2) \Phi\left(k\ell_c \sqrt{1 + K^2 - 2K\chi}\right) d\chi, \quad (16)$$

147 The corresponding total scattering cross-section for an isotropic fluctuation  $\Sigma_{\text{is}}^{\text{iso}}(\mathbf{k})$  is obtained for  $\mathcal{A} = 0$  so that the  
 148 integral term is the same for both isotropic and cubic fluctuations. This allows in particular to obtain a very simple  
 149 expression of the ratio for the S-to-P total scattering cross-sections of cubic and isotropic fluctuations:

$$\frac{\Sigma_{\text{is}}^{\text{cubic}}(\mathbf{k})}{\Sigma_{\text{is}}^{\text{iso}}(\mathbf{k})} = \frac{4v_\mu^2 + 4v_{\mu\mathcal{A}} + v_{\mathcal{A}}^2}{4v_\mu^2}. \quad (17)$$

150 This ratio is wavenumber-independent and only depends on the components of the covariance matrix of  $(\mu, \mathcal{A})$ . This  
 151 observation will be used in the upcoming analysis.

### 152 3.3. Influence of anisotropy on the global equipartition time

153 At long lapse times and after many scattering events, the waves lose track of their source or initial conditions,  
 154 and the energy spreads equally over all modes of the system [35, 2, 36, 6, 37, 38]. In our system with only two  
 155 modes, energy is then equipartitioned between P and S waves at a value which is a function only of the ratio of phase  
 156 velocities, and independent of position:

$$r = \lim_{t \rightarrow +\infty} \frac{\mathcal{E}_s(\mathbf{x}, t)}{\mathcal{E}_p(\mathbf{x}, t)} = 2K^3 = 2\left(\frac{v_p}{v_s}\right)^3, \quad (18)$$

157 in which  $\mathcal{E}_p(\mathbf{x}, t)$  and  $\mathcal{E}_s(\mathbf{x}, t)$  are the P and S wave energy densities at point  $\mathbf{x}$ , defined as:

$$\mathcal{E}_p(\mathbf{x}, t) = \frac{3\kappa(\mathbf{x}) + 4\mu(\mathbf{x})}{6} (\nabla \cdot \mathbf{u}(\mathbf{x}, t))^2, \quad \mathcal{E}_s(\mathbf{x}, t) = \frac{\mu(\mathbf{x})}{2} (\nabla \times \mathbf{u}(\mathbf{x}, t))^2. \quad (19)$$

158 Although this equipartition is always eventually reached, it will settle in at different rates depending on the particular  
 159 medium. This paper is concerned with the rate of convergence towards equipartition, and in particular on the influence  
 160 of anisotropy on that rate of convergence.

161 This rate of convergence can be evaluated through the equipartition time, for which a formula was proposed  
 162 in Trégourès and van Tiggelen [39]:

$$t_{\text{eq}}(\mathbf{k}) = \frac{1}{\Sigma_{\text{is}}(\mathbf{k}) + \text{Tr}(\Sigma_{\text{sp}}(\mathbf{k}K))} = \frac{1}{\Sigma_{\text{is}}(\mathbf{k}) \left(1 + \frac{1}{2K^3}\right)}. \quad (20)$$

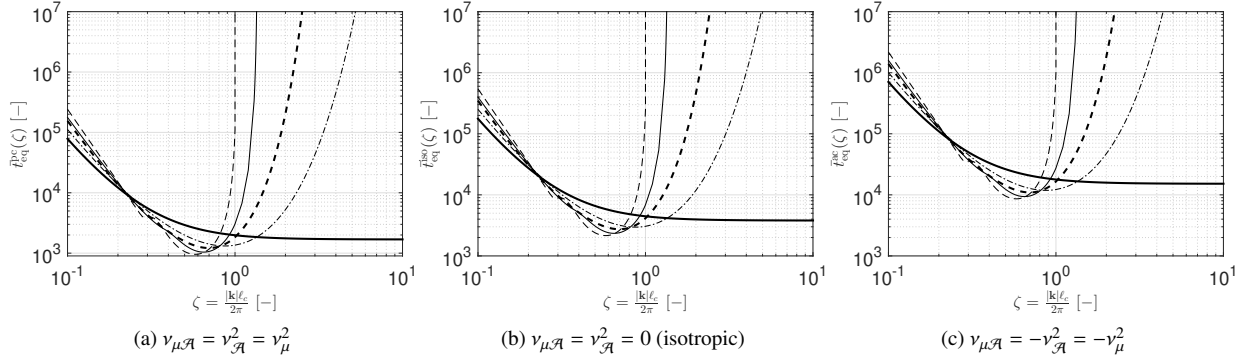


Figure 1: Normalized global equipartition time as a function of normalized frequency for different values of the correlation of  $\mu$  and  $\mathcal{A}$ :  $v_{\mu\mathcal{A}} = v_{\mathcal{A}}^2 = v_{\mu}^2$  (left),  $v_{\mu\mathcal{A}} = v_{\mathcal{A}} = 0$  (isotropic, center) and  $v_{\mu\mathcal{A}} = -v_{\mathcal{A}}^2 = -v_{\mu}^2$  (right); and for different correlation kernels: exponential (thick solid line), power-law (thin dashed-dotted line), Gaussian (thick dashed line), triangular (thin solid line) and low-pass white noise (thin dashed line).

163 The equipartition time is therefore inversely proportional to the mean of the P-S and S-P total scattering cross-sections,  
 164 which is an indicator of the total mixture between the P and S waves [39, 40, 41]. Note that in the formula above,  $k$  is  
 165 the wave number of the P wave, which explains the argument  $k/K$  for  $\Sigma_s$ , which is the wave number of the S wave at  
 166 the same frequency. Following [33], the normalized (adimensional) form of the equipartition time can be defined as  
 167  $\bar{t}_{\text{eq}} = v_p t_{\text{eq}} / \ell_c$ .

168 As an illustrative example, consider a heterogeneous material for which the (isotropic) background properties are  
 169  $\mu_0 = 2 \times 10^9$  Pa,  $\kappa_0 = 3.33 \times 10^9$  Pa,  $\rho = 2000$  kg/m<sup>3</sup>, and the fluctuations are such that  $v_{\mu}^2 = (0.1 \times \mu_0)^2 = 4 \times 10^{16}$  Pa<sup>2</sup>  
 170 and  $\ell_c = 100$  m. Fig. 1 represents the normalized equipartition time as a function of the normalized frequency  
 171  $\zeta = k\ell_c/(2\pi)$  (where  $k$  is the wave number for the P wave) for different correlation models (see Table 1) and different  
 172 values of the coefficients of the correlation matrix of  $\mu$  and  $\mathcal{A}$ .

173 Using Eq. (20) and (17), the ratio of equipartition times in isotropic and cubic media can then be obtained as:

$$\frac{t_{\text{eq}}^{\text{iso}}(\mathbf{k})}{t_{\text{eq}}^{\text{cubic}}(\mathbf{k})} = \frac{\Sigma_{\text{ts}}^{\text{cubic}}(\mathbf{k})}{\Sigma_{\text{ts}}^{\text{iso}}(\mathbf{k})} = \frac{4v_{\mu}^2 + 4v_{\mu\mathcal{A}} + v_{\mathcal{A}}^2}{4v_{\mu}^2}. \quad (21)$$

174 Clearly, this ratio implies that (cubic) anisotropy does not necessarily imply faster convergence to equipartition, con-  
 175 trarily to what could have been guessed based on the numerical observations in [27]. Indeed,  $v_{\mu\mathcal{A}}$  can be negative,  
 176 and reaches its minimum (the semi-positive definiteness of the covariance matrix of  $(\mu, \mathcal{A})$  implies that  $|v_{\mu\mathcal{A}}| \leq v_{\mu}v_{\mathcal{A}}$ )  
 177 at  $v_{\mu\mathcal{A}} = -v_{\mathcal{A}}v_{\mu}$ . In that case, the ratio of equipartition time is  $(1 - v_{\mu\mathcal{A}}/(2v_{\mu}))^2 \leq 1$ , and convergence is faster with  
 178 isotropic fluctuations. A similar remark for the positive bound yields:

$$\left(1 - \frac{v_{\mathcal{A}}}{2v_{\mu}}\right)^2 \leq \frac{t_{\text{eq}}^{\text{iso}}(\mathbf{k})}{t_{\text{eq}}^{\text{cubic}}(\mathbf{k})} \leq \left(1 + \frac{v_{\mathcal{A}}}{2v_{\mu}}\right)^2. \quad (22)$$

179 These bounds are obtained for a perfect anti-correlation and a perfect correlation of  $\mu$  and  $\mathcal{A}$ , respectively. Theory  
 180 therefore predicts that convergence to equipartition can be either faster or slower when local anisotropy is present.  
 181 Next section aims at illustrating this conclusion on through adequately chosen numerical simulations.

#### 182 4. Numerical observation of the equipartition regime in a 3D random elastic medium

183 In this section we investigate the onset of an equipartition regime through the numerical simulations of elastic  
 184 waves propagating in 3D randomly heterogeneous media in both isotropic and cubic anisotropic materials. These  
 185 numerical simulations are performed with an implementation of an explicit parallel spectral element solver, which is  
 186 developed at Institut de Physique du Globe de Paris<sup>1</sup> [42]. The solver has been modified to account for anisotropic  
 187 fluctuations of the elasticity tensor, and includes a random field generation pre-processor [43, 27].

<sup>1</sup><http://www.ipgp.fr/~paulcup/RegSEM.html>



188 Equipartition in a randomly-fluctuating medium with weak heterogeneities settles in only for very large times (see  
189 Fig 1). Numerical observation is therefore very complicated because it requires to perform numerical simulations  
190 over domains that are *a priori* so large that simulation cannot be performed reasonably (see Khazaie et al. [44] for  
191 a detailed discussion). On the one hand, using stronger heterogeneities is not an option because strong localization  
192 inhibits transport and equipartition is then not attained. On the other hand, using reflecting boundary conditions  
193 impacts the equilibrium between P and S waves so that it might hide the transition to equipartition. Most of this  
194 section will therefore be focused on constructing a particular numerical model in which the influence of anisotropy on  
195 equipartition can be observed unambiguously.

#### 196 4.1. Choice of an initial numerical model

197 A first numerical model is therefore selected to try and understand the implications of truncating the computa-  
198 tional domain. The numerical domain is a rectangular cube  $\Omega = \{-1500 \text{ m} \leq x, y \leq 1500 \text{ m}; -3000 \text{ m} \leq z \leq$   
199  $0 \text{ m}\}$ , with homogeneous Neumann boundary conditions. The medium has a constant density  $\rho = 2000 \text{ kg/m}^3$ , and  
200 randomly-fluctuating shear and bulk moduli, with Gamma first-order marginal density, mean values  $\mu_0 = 2 \times 10^9 \text{ Pa}$   
201 and  $\kappa_0 = 3.33 \times 10^9 \text{ Pa}$ , so that the average velocities are  $v_s = \sqrt{\mu_0/\rho} = 1000 \text{ m/s}$  and  $v_p = \sqrt{(\kappa_0 + (4/3)\mu_0)/\rho} = 1730 \text{ m/s}$ ,  
202 and the ratio  $K = v_p/v_s$  is thus close to  $\sqrt{3}$ . For simplicity purposes (and because the fluctuation of  $\kappa$  plays little role  
203 in the effects we are monitoring), the coefficients of variation of  $\mu$  and  $\kappa$  are assumed equal to  $\delta = 0.1$ , so that  
204  $\nu_\mu = 2 \times 10^8 \text{ Pa}$  and  $\nu_\kappa = 3.33 \times 10^8 \text{ Pa}$ . The anisotropy coefficient  $\mathcal{A}$  is assumed perfectly correlated with  $\mu$ , with  
205  $\nu_{\mu\mathcal{A}} = 8 \times 10^{16} \text{ Pa}^2$  and  $\nu_{\mathcal{A}} = 4 \times 10^8 \text{ Pa}$ . The correlation structure of the fluctuations of all mechanical parameters is  
206 a low-pass white noise (see Table 1), with correlation length  $\ell_c = 100 \text{ m}$ . Realizations of the fluctuating constitutive  
207 tensor  $C_1$  can be obtained using various schemes [45], and a classical spectral representation approach was chosen in  
208 this work [46]. In that technique, the realizations of the random fields are generated in the spectral domain, as sums  
209 of cosine functions with increasing frequency and random phases, and with an amplitude controlled by the power  
210 spectral density. The random fields generated that way are Gaussian, so their first-order marginal is transformed by  
211 local post-processing to the desired first-order marginal density. One of the advantage of this technique is that its  
212 computational efficiency can be drastically improved with Fast Fourier Transform algorithms [46]. For very large  
213 domains, the algorithm can also be parallelized [47]. A typical realization of the shear modulus of the randomly  
heterogeneous medium characterized with the aforementioned parameters is depicted in Fig. 2.

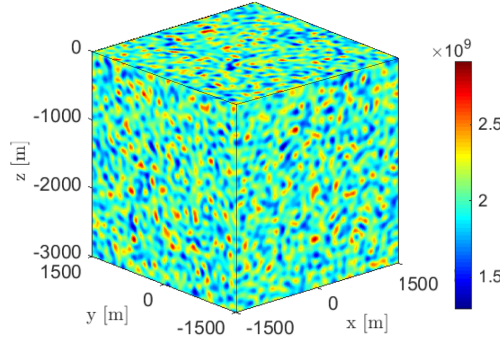


Figure 2: One realization of the random shear modulus  $\mu(\mathbf{x})$  with low-pass white noise correlation structure, average  $\mu_0 = 2 \times 10^9 \text{ Pa}$ , standard deviation  $\nu_\mu = 2 \times 10^8 \text{ Pa}$ , and correlation length  $\ell_c = 100 \text{ m}$ .

214 A point source is introduced at position  $\mathbf{x}_0 = (300, 500, -700) \text{ m}$ , described in time by a Ricker function (second  
215 derivative of a Gaussian function) with a delay of  $\tau = 0.3 \text{ s}$  and a central frequency  $f_c = 10 \text{ Hz}$ . This implies that  
216 the order of magnitude of the wavelengths is close to the correlation length, which ensures (along with the weak  
217 heterogeneities and the long propagation path) the validity of the theoretical approach derived in the previous section.  
218 Since equipartition is an asymptotic regime independent of the initial source, two different sources will be tested  
219 and verified to converge to the same regime. The first type of source is explosive (rotational-free volume force) and  
220 introduces at the origin almost only energy in the form of P waves. The second type of source is impulsive (uni-  
221 directional volume force pointing downwards), introducing P wave energy along the axis of the force, S-wave energy  
222 in all other directions, and on average more S energy than P energy.  
223

224 *4.2. Observation of equipartition for the initial numerical model*

225 Based on the simulation of the problem chosen above, local energies can be computed using Eq. (19). Global P and  
 226 S energies  $\bar{E}_p$  and  $\bar{E}_s$  can then be computed as averages over the entire domain of these local energies. For simplicity  
 227 of comparison with theoretical values of the normalized equipartition time, hereinafter the temporal variations are  
 228 represented in terms of the normalized time lapse. The latter is defined similar to the normalized equipartition time  
 229 as  $\bar{t} = v_p t / \ell_c$  where  $t$  is the simulation time. As such, in this case we have  $\bar{t} = v_p t / \ell_c \approx 17.3t$ . Fig. 3 and 4  
 230 display the evolution at different times of the local P and S energies, respectively, along orthogonal planes cutting  
 231 the computational domain at the position of the source. They give a global picture of the progressive diffraction of  
 232 the coherent wave front into incoherent energy spreading throughout the domain. Although we only represent the  
 simulation corresponding to the impulsive source, the explosive source yields qualitatively similar plots.

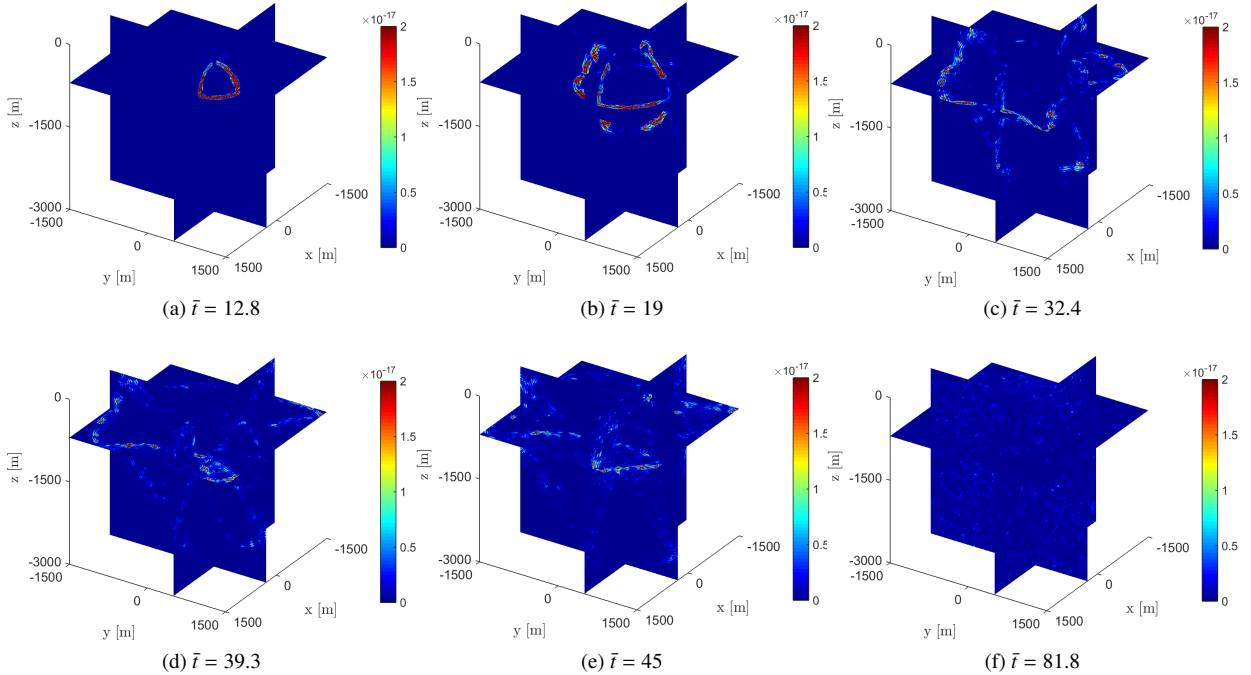


Figure 3: S energy density at different normalized times for an impulse source at  $\mathbf{x}_0 = (300, 500, -700)$  m and for an anisotropic medium where  $\mathcal{A}$  and  $\mu$  are perfectly correlated via  $\mathcal{A} = 2(\mu - \mathbb{E}(\mu))$ .

233 Fig. 5 then displays the evolution of the ratio of domain-averaged energy densities for the two different sources.  
 234 As expected, the ratio of energy densities converges in time to the same equipartition constant independently of the  
 235 source. Note that this convergence is uniform so that it is observed in each realization of a random medium and not  
 236 only as an average over different realizations [48, 34]. And the constant obtained at convergence is the value predicted  
 237 by theory (see Eq. (18), which yields  $r \approx 10.36$  for the parameters of that case). Note also that the ratio initially  
 238 depends strongly on the type of source, with  $r > 1$  for the impulsive source and  $r \approx 0$  for the explosion, and only  
 239 becomes independent of the source after long propagation path within the heterogeneous medium. The transition  
 240 towards equipartition is however not simple and sees many local peaks and valleys (indicated by vertical dashed lines  
 241 in the right plot of Fig. 5). These are due to the interaction of the different wave fronts with the reflecting boundaries  
 242 and is analyzed in more detail below.  
 243

244 *4.3. Influence of the reflection at the boundaries*

245 When a monochromatic P-wave hits a plane boundary with an incidence angle of  $\theta_{\text{inc}}$ , it is reflected back as both P  
 246 and S waves with reflecting angles  $\theta_{\text{ref}}^p$  and  $\theta_{\text{ref}}^s$ . Snell-Descartes law predicts that  $\theta_{\text{ref}}^p = \theta_{\text{inc}}$  and  $\sin(\theta_{\text{ref}}^s) = \sin(\theta_{\text{inc}})/K$ .  
 247 The reflection coefficients for the P to P mode conversion ( $\mathcal{R}_{pp}$ ) and for the P to S mode conversion ( $\mathcal{R}_{ps}$ ) can be

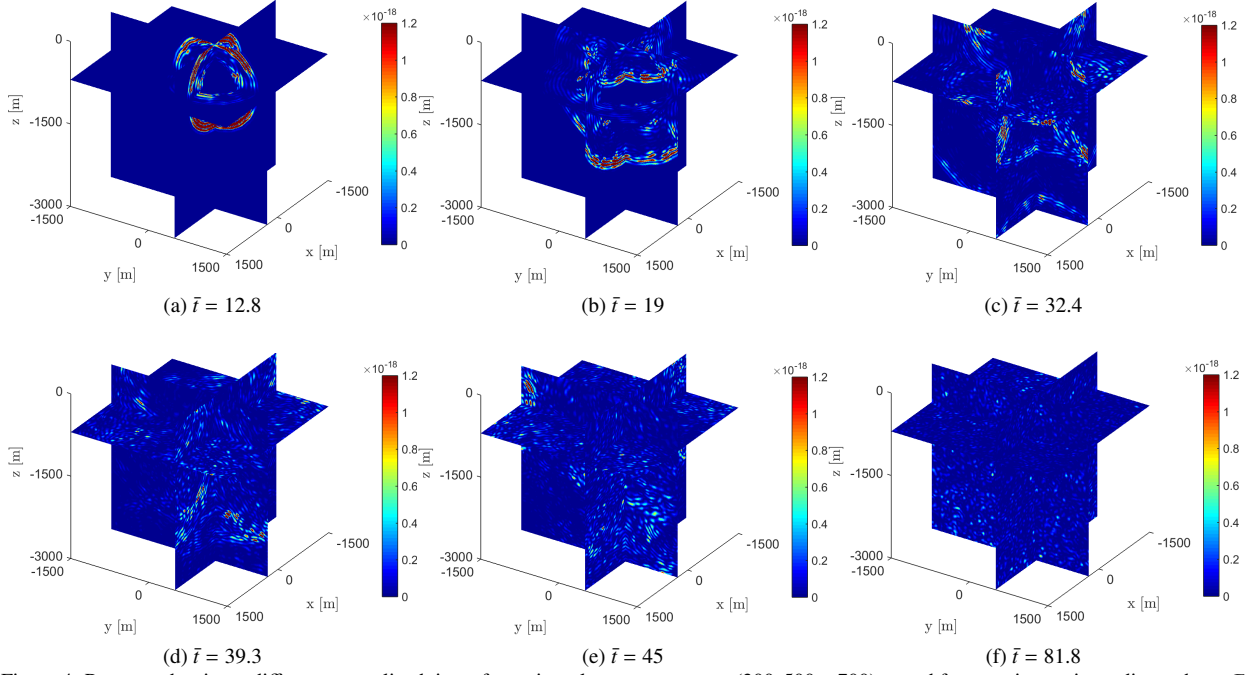


Figure 4: P energy density at different normalized times for an impulse source at  $\mathbf{x}_0 = (300, 500, -700)$  m and for an anisotropic medium where  $\mathcal{A}$  and  $\mu$  are perfectly correlated via  $\mathcal{A} = 2(\mu - \mathbb{E}(\mu))$ .

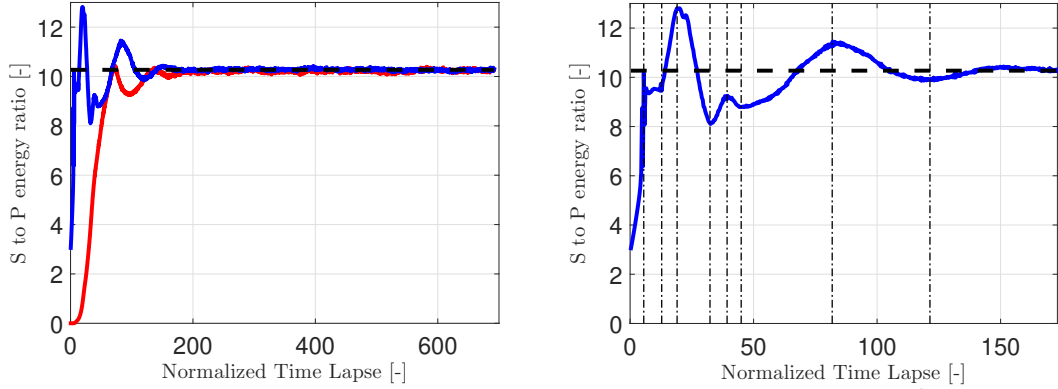


Figure 5: Evolution of the ratio of energy densities of S and P waves in terms of the normalized time lapse  $\bar{t}$  for  $K = \sqrt{3}$  and two different sources: explosion (red line) and impulsive (blue line). The right plot displays a zoom on the first 10 seconds ( $\bar{t}_{\max} = 173$ ) for the impulsive load. The horizontal dashed line indicates the theoretical value of the equipartition constant, given by Eq. (18). The vertical dashed lines in the right plot indicate local peaks and valleys of the ratio of energy densities.

248 computed analytically [49, 50]:

$$\begin{cases} \mathcal{R}_{PP} = \frac{\sin(2\theta_{\text{inc}}) \sin(2\theta_{\text{ref}}^p) - K^2 \cos^2(2\theta_{\text{ref}}^p)}{\sin(2\theta_{\text{inc}}) \sin(2\theta_{\text{ref}}^p) + K^2 \cos^2(2\theta_{\text{ref}}^p)} \\ \mathcal{R}_{PS} = \frac{2 \sin(2\theta_{\text{inc}}) \cos(2\theta_{\text{ref}}^s)}{\sin(2\theta_{\text{inc}}) \sin(2\theta_{\text{ref}}^s) + K^2 \cos^2(2\theta_{\text{ref}}^s)} \end{cases} \quad (23)$$

249 When the incoming wave is an S-wave with incidence angle  $\theta_{\text{inc}}$ , a P-wave is reflected at angle  $\sin(\theta_{\text{ref}}^p) = K \sin(\theta_{\text{inc}})$   
 250 and an S-wave is reflected at angle  $\theta_{\text{ref}}^s = \theta_{\text{inc}}$ . The reflection coefficients are [49, 50]:

$$\begin{cases} \mathcal{R}_{\text{SP}} = \frac{-2K^2 \sin(2\theta_{\text{inc}}) \cos(2\theta_{\text{inc}})}{\sin(2\theta_{\text{inc}}) \sin(2\theta_{\text{ref}}^p) + K^2 \cos^2(2\theta_{\text{inc}})} \\ \mathcal{R}_{\text{SS}} = \frac{\sin(2\theta_{\text{inc}}) \sin(2\theta_{\text{ref}}^s) - K^2 \cos^2(2\theta_{\text{ref}}^s)}{\sin(2\theta_{\text{inc}}) \sin(2\theta_{\text{ref}}^s) + K^2 \cos^2(2\theta_{\text{ref}}^s)} \end{cases} \quad (24)$$

251 Here the reflection coefficients are defined as the ratio between the amplitudes of the reflected and the incident waves.  
 252 For an incident S wave, since  $\theta_{\text{ref}} = \sin^{-1}(K \sin \theta_{\text{ref}})$ , there is a critical incidence angle beyond which the reflection  
 253 occurs along the boundary. This critical incidence angle is  $\theta_{\text{inc}}^c = \sin^{-1}(K^{-1})$  and thus for instance  $K = \sqrt{3}$  yields a  
 254 critical angle of about  $35^\circ$ . Fig. 6 shows the influence of the incidence angle and the ratio  $K$  on reflection coefficients  
 for the P-to-S and S-to-P mode conversions, depending on the incident angle.

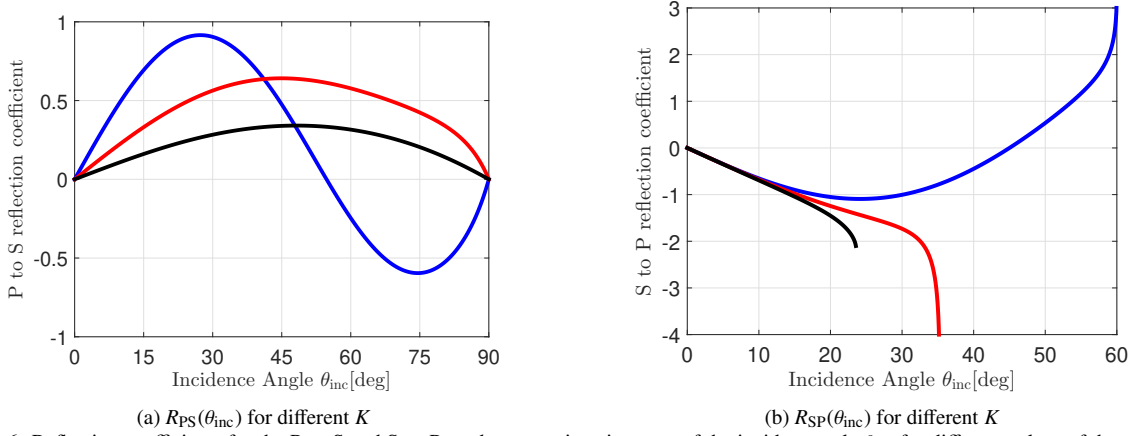


Figure 6: Reflection coefficients for the P-to-S and S-to-P mode conversions in terms of the incident angle  $\theta_{\text{inc}}$  for different values of the ratio  $K$ :  $K = 2.5$  (black line),  $K = \sqrt{3}$  (red line) and  $K = \sqrt{4/3}$  (blue line).

255 Coming back to the analysis of the rise of equipartition in Fig. 5, the influence of the interaction of the different  
 256 coherent waves with the boundaries can be better understood by comparing the time of the dashed lines and the plots  
 257 in Fig. 3 and 4. For instance, around time  $t \approx 0.7 - 0.8$  s ( $\bar{t} \in [12.11, 13.8]$ ), the coherent P waves emitted at the  
 258 source begin interacting with the boundary, while the coherent S waves arrive at the boundary around  $t \approx 1 - 1.1$  s  
 259 ( $\bar{t} \in [17.3, 19]$ ). While the former implies an increase of the S-to-P energy ratio (through conversion of part of the  
 260 P-energy into S-energy), the latter marks the beginning of a decrease of the S-to-P energy ratio (through conversion  
 261 of part of the S-energy into P-energy). Later reflections are less salient because the wave fronts are less coherent (the  
 262 energy is spread more widely in space and propagation direction), and also because the source is not located at the  
 263 center of the box, so that interactions do not take place simultaneously on all boundaries.  
 264

#### 265 4.4. Design of a new model with minimized mode conversion at the boundary

266 As the objective of this section is to observe equipartition arise from the heterogeneity of the medium only, and  
 267 not because of mode conversions at the boundaries, a modification of the numerical model of Section 4.1 is therefore  
 268 proposed. That modification is chosen so as to minimize mode conversions at the boundaries, hence increasing the  
 269 relative influence of the heterogeneities on equipartition. For instance, with an explosion that creates an initial majority  
 270 of P waves, it is desirable to minimize the P-to-S conversion. Thanks to the left plot of Fig. 6, it is then chosen to  
 271 consider a larger value of the velocity ratio at  $K = 2.5$ . The previous numerical model is therefore modified by  
 272 considering  $\kappa_0 = 9.8333 \times 10^9$  Pa and  $v_p = 2500$  m/s. With the rest of the setting unchanged, the new expected value  
 273 of the equipartition ratio is now  $r \approx 31.25$ , and it is indeed observed numerically in Fig. 7 which shows the variation  
 274 of the energy density ratio in terms of the normalized simulation time. Compared to Fig. 5, it is clear that the local

275 peaks have vanished, and transition to equipartition is now smoother. In order to investigate the influence of the size  
 276 of the domain on the time to equipartition, three different domains are considered, all cubes, with respective sides  
 277 of 2500 m, 3000 m and 3500 m. As expected, the existence of the boundary increases the rate of mixing of modes  
 278 so that equipartition takes place faster in a smaller domain, because waves interact more often with the boundaries.  
 279 Furthermore, since the theoretical model only discusses the influence on equipartition of the bulk heterogeneities,  
 280 there is a discrepancy with the numerical model. Hence, the time to equipartition in a bounded domain is expected to  
 be smaller than the theoretical value.

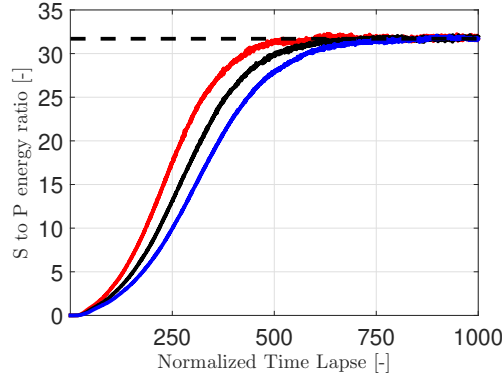


Figure 7: Evolution of the ratio of energy densities of S and P waves for  $K = 2.5$  and an explosive source in terms of the normalized time lapse for three different medium sizes. Cubes with respective sides of 2500 m (red line), 3000 m (black line) and 3500 m (blue line). The horizontal dashed line indicates the theoretical value of the equipartition constant, given by Eq. 18.

281  
 282 In order to investigate further the influence of the boundaries on the results, and in particular to make sure that  
 283 transition is not controlled by the boundaries but rather by the bulk heterogeneities, we design one last numerical  
 284 simulation with a homogeneous medium excited with the same explosion source. All parameters are the same as  
 285 above, except that the fluctuations of the properties vanish. The domain is a cube whose sides are 3000 m long.  
 286 Figure 8 shows the variation of the energy ratio in terms of the normalized time lapse. Initially, the explosion source  
 287 creates the P waves so that the ratio vanishes until approximately a normalized time of 17. After that time, interactions  
 288 with the boundaries take place (over a long time because the explosion is not centered) and the ratio increases. Not  
 289 however that, contrarily to previous simulations, the theoretical ratio (close to 31) is not reached. A slow conver-  
 290 gence is observed, which indicates, as expected, that the boundaries do influence transition to equipartition. However,  
 291 that transition provoked by the boundaries seems much smaller than that provoked by the heterogeneities. The pro-  
 292 posed design for the numerical model seems therefore appropriate to study numerically the influence of anisotropy on  
 equipartition.

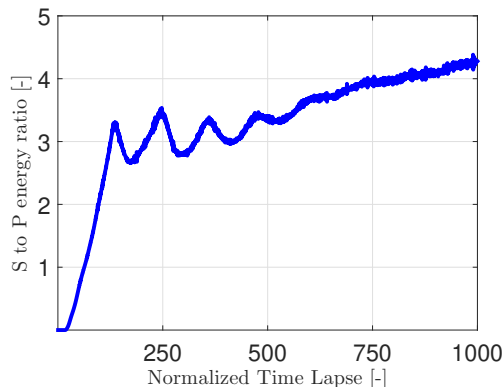


Figure 8: Evolution of the ratio of energy densities of S and P waves for  $K = 2.5$  and an explosive source in terms of the normalized time lapse for a cube whose sides are 3000 m long.

293 For the rest of this section, explosive sources will be considered with this ratio of velocities  $K = 2.5$ . For all  
 294

295 the simulations to be discussed below, the set of numerical and mechanical parameters will be kept identical to those  
 296 of this section, except for the anisotropy parameter  $\mathcal{A}$  that will evolve to analyze the influence of anisotropy on  
 297 equipartition.

#### 298 4.5. Comparison between isotropic and cubic anisotropic media

299 Finally, we can turn to the numerical confirmation of the influence of anisotropy on the rate of convergence to  
 300 equipartition. Using the numerical model above, different choices of the anisotropy parameter  $\mathcal{A}$  are introduced:

- 301 1. with  $\mathcal{A} = 2\mu_1$ , the variances are  $v_{\mathcal{A}}^2 = 4v_{\mu}^2$  and  $v_{\mu\mathcal{A}} = 2v_{\mu}^2$  and a rapid rise of equipartition is observed, slightly  
 302 faster than in the isotropic case;
- 303 2. with  $\mathcal{A} = \mu_1$ , the variances are  $v_{\mathcal{A}}^2 = v_{\mu}^2 = v_{\mu}^2$  and equipartition comes in slightly slower than for the previous  
 304 case, and slightly faster than for the isotropic case;
- 305 3. with  $\mathcal{A} = 0$ , the isotropic case is retrieved;
- 306 4. with  $\mathcal{A} = -\mu_1$ , the variances are  $v_{\mathcal{A}}^2 = v_{\mu}^2$  and  $v_{\mu\mathcal{A}} = -v_{\mu}^2$  and equipartition is slower than in the isotropic case,  
 307 as expected;
- 308 5. with  $\mathcal{A} = -2\mu_1$ , the lower bound of Eq. (21) is attained with  $v_{\mathcal{A}}^2 = 4v_{\mu}^2$  and  $v_{\mu\mathcal{A}} = -2v_{\mu}^2$  and equipartition time  
 309 theoretically diverges.

310 The ratios of global S-to-P energies are plotted in Fig. 9 in terms of the normalized time lapse  $\bar{t}$  for different cases  
 311 introduced above. Note that the left and right plots correspond to medium with sides 3000 m and 3500 m, respec-  
 312 tively. Qualitatively, the results obtained through numerical experiments do confirm the theoretical results obtained in  
 313 the previous section. Quantitative comparison cannot be considered because the boundaries do eventually influence  
 314 the rate of convergence, even though this influence has been minimized. Note that for the last case, which yields  
 315 theoretically an infinite equipartition time, the numerical simulation was stopped before full convergence although  
 316 equipartition did seem to eventually arise.

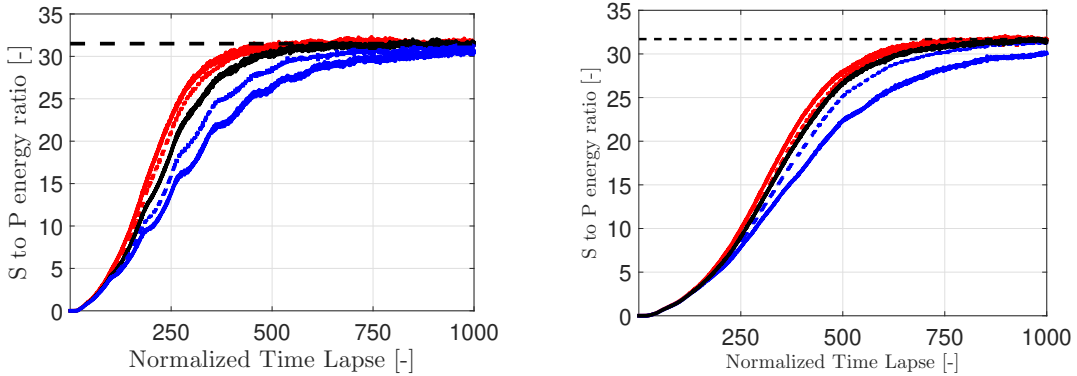


Figure 9: Variation of the S to P wave energy ratio for an explosion source and different values of the ratio  $c = v_{\mathcal{A}}/v_{\mu}$  in terms of the normalized time lapse:  $c = 2$  (solid red line),  $c = 1$  (dashed red line),  $c = 0$  (isotropic, solid black line),  $c = -1$  (dashed blue line),  $c = -2$  (solid blue line). The horizontal dashed line indicates the theoretical value of the equipartition constant, given by Eq. 18. The left and right plots correspond to the cubes with sides 3000 m and 3500 m, respectively.

## 317 5. Conclusion

318 This paper discussed the importance of local anisotropy on the onset of the equipartition regime, even when  
 319 the medium is statistically isotropic (texture-free). For a cubic local anisotropy, the full set of differential and total  
 320 scattering cross sections have been derived and a formula has been proposed for the time to equipartition. Relatively  
 321 to the isotropic case, this equipartition time was shown to be strongly influenced by the correlation between the shear  
 322 modulus  $\mu(\mathbf{x})$  and the anisotropy parameter  $\mathcal{A}(\mathbf{x})$  for locally cubic media. Note that a strong hypothesis was introduced  
 323 in the analysis, which is that all random mechanical parameters have the same correlation structure, even though their  
 324 variance and cross-correlation differ. This hypothesis was necessary in order to derive simple enough results.

325 Although numerical issues impeded direct verification of this analytical result in full space, a bounded numerical  
 326 model was constructed that minimized the influence of boundary conditions on the rise of equipartition. The numerical  
 327 observation of time to equipartition for different correlations confirms that (i) local anisotropy is influential on the rate  
 328 of convergence to equipartition; and (ii) positive correlation between the shear modulus  $\mu(\mathbf{x})$  and the anisotropy  
 329 parameter  $\mathcal{A}(\mathbf{x})$  favors the rise of equipartition.

330 Other types of anisotropy could be studied in the same manner, although parameterization would require to intro-  
 331 duce more independent random fields for the constitutive tensor. Alternatively, it would be interesting to consider the  
 332 influence of the anisotropy of the correlation structure, and/or the influence of an anisotropic background. The former  
 333 case, which is referred to as anisotropy in the dedicated literature [51], could be obtained quite easily as an exten-  
 334 sion of this paper, although parameterization would again have to be addressed. For the latter case, a more profound  
 335 modification would be necessary because the modes of the background in that case are not simple P and S modes and  
 336 equipartition takes on a more complex form.

### 337 Acknowledgments

338 This work was performed using HPC resources from the "Mésocentre" computing center of CentraleSupélec and  
 339 École Normale Supérieure Paris-Saclay and the Centre de Calcul Intensif des Pays de la Loire (CCIPL) in Nantes.

### 340 Appendix A. Calculation of differential scattering cross-sections for cubic anisotropic fluctuations

341 In this appendix, we derive the full set of differential and total scattering cross-sections for the elasticity equa-  
 342 tion with homogeneous density, isotropic background and cubic fluctuations. The orthonormal eigenvectors of the  
 343 Christoffel tensor of the background medium define the polarization directions, henceforth denoted as:

$$\mathbf{p}_p(\mathbf{k}) = \hat{\mathbf{k}}, \quad \mathbf{p}_s(\mathbf{k}) = [\hat{\mathbf{z}}_1(\mathbf{k}), \hat{\mathbf{z}}_2(\mathbf{k})]^T, \quad (\text{A.1})$$

344 in which the superscript  $T$  denotes the transpose operation. Following Baydoun et al. [26], the differential scatter-  
 345 ing cross-section operator for the general case of anisotropic material behavior corresponding to the  $\beta$ -to- $\alpha$  mode  
 346 conversion  $\sigma_{\alpha\beta}(\mathbf{k}, \mathbf{q})$  reads:

$$\delta(\mathbf{0})(2\pi)^3 \sigma_{\alpha\beta}(\mathbf{k}, \mathbf{q}) [a_\beta(\mathbf{q})] = \frac{\pi}{2\omega_\alpha(\mathbf{k})\omega_\beta(\mathbf{q})} \mathbb{E} \left[ \mathbf{H}_{\alpha\beta}(\mathbf{k}, \mathbf{k} - \mathbf{q}, \mathbf{q}) a_\beta(\mathbf{q}) \mathbf{H}_{\beta\alpha}(\mathbf{q}, \mathbf{q} - \mathbf{k}, \mathbf{k}) \right] \delta(\omega_\alpha(\mathbf{k}) - \omega_\beta(\mathbf{q})), \quad (\text{A.2})$$

347 in which  $[a_\beta(\mathbf{q})]$  is the incident wave energy density of type  $\beta \in \{P, S\}$  in phase space, and  $\delta$  is the Dirac delta  
 348 distribution. The Dirac delta in the right hand side is related to the conservation of frequency during the scattering  
 349 process. By contrast, the Dirac delta in the left hand side arises from the definition of the power spectral density of  
 350 the mechanical properties and will simplify with its counterpart hidden in the the average of product of functions  $\mathbf{H}$   
 351 (see below, and [26] for more details). In Eq. (A.2)  $\mathbf{H}_{\alpha\beta}$  is defined by pre and post multiplication of a  $3 \times 3$  matrix  
 352  $\mathbf{H}(\mathbf{k}, \mathbf{p}, \mathbf{q})$  respectively by the polarization vectors  $\mathbf{p}_\alpha^*(\mathbf{k})$  and  $\mathbf{p}_\beta(\mathbf{q})$ , where the star  $*$  denotes the conjugate transpose of  
 353 a complex vector. The matrix  $\mathbf{H}(\mathbf{k}, \mathbf{p}, \mathbf{q})$  is defined as  $[\mathbf{H}(\mathbf{k}, \mathbf{p}, \mathbf{q})]_{ik} = \rho^{-1} k_j q_\ell [\widehat{C}_1(\mathbf{p})]_{ijk\ell}$ , wherein the Einstein implicit  
 354 summation convention is utilized which implies that  $\mathbf{H}(\mathbf{k}, \mathbf{p}, \mathbf{q}) = \mathbf{H}^*(\mathbf{q}, \mathbf{p}, \mathbf{k})$ . When the fluctuation matrix  $C_1$  is  
 355 cubic, the matrices  $\mathbf{H}(\mathbf{k}, \mathbf{p}, \mathbf{q})$  and  $\mathbf{H}_{\alpha\beta}(\mathbf{k}, \mathbf{p}, \mathbf{q})$  can be obtained as

$$\mathbf{H}(\mathbf{k}, \mathbf{p}, \mathbf{q}) = \rho^{-1} \left[ \left( \frac{3\widehat{\kappa}(\mathbf{p}) - 2\widehat{\mu}(\mathbf{p}) - \widehat{\mathcal{A}}(\mathbf{p})}{3} \right) \mathbf{k} \otimes \mathbf{q} + \widehat{\mu}(\mathbf{p}) \mathbf{q} \otimes \mathbf{k} + \widehat{\mu}(\mathbf{p}) (\mathbf{k} \cdot \mathbf{q}) \mathbf{I}_3 + \widehat{\mathcal{A}}(\mathbf{p}) \text{diag}(k_1 q_1, k_2 q_2, k_3 q_3) \right] \quad (\text{A.3})$$

and

$$\begin{aligned} \mathbf{H}_{\alpha\beta}(\mathbf{k}, \mathbf{p}, \mathbf{q}) = & \rho^{-1} \mathbf{k} \mathbf{q} \left[ \left( \frac{3\widehat{\kappa}(\mathbf{p}) - 2\widehat{\mu}(\mathbf{p}) - \widehat{\mathcal{A}}(\mathbf{p})}{3} \right) (\hat{\mathbf{k}} \cdot \mathbf{p}_\alpha(\mathbf{k}))^* (\hat{\mathbf{q}} \cdot \mathbf{p}_\beta(\mathbf{q})) \right. \\ & \left. + \widehat{\mu}(\mathbf{p}) \left( (\hat{\mathbf{q}} \cdot \mathbf{p}_\alpha(\mathbf{k}))^* (\hat{\mathbf{k}} \cdot \mathbf{p}_\beta(\mathbf{q})) + (\hat{\mathbf{k}} \cdot \hat{\mathbf{q}}) (\mathbf{p}_\alpha^*(\mathbf{k}) \cdot \mathbf{p}_\beta(\mathbf{q})) \right) + \widehat{\mathcal{A}}(\mathbf{p}) \mathbf{p}_\alpha^*(\mathbf{k}) \text{diag}(k_1 q_1, k_2 q_2, k_3 q_3) \mathbf{p}_\beta(\mathbf{q}) \right]. \quad (\text{A.4}) \end{aligned}$$

356 Replacing the definitions for  $\mathbf{H}_{\alpha\beta}$  and particularizing for each mode  $\alpha$  and  $\beta$  in Eq. (A.2) yields the definition of the  
 357 differential scattering cross-section for each pair of modes. Then, the total scattering cross-sections is obtained using

$$\Sigma_{\alpha\beta}(\mathbf{k}) = \int_{\mathbb{R}^3} \sigma_{\alpha\beta}(\mathbf{k}, \mathbf{k}') [\mathbf{I}_n] \frac{d\mathbf{k}'}{(2\pi)^3}; \quad \alpha, \beta \in \{P, S\}, \quad (\text{A.5})$$

358 where  $\mathbf{I}_n$  is the  $n \times n$  identity matrix. In the following subsections, the computations of the differential and total  
 359 scattering cross-sections are performed for an elastic material with an isotropic background and cubic fluctuations.

### 360 Appendix A.1. Calculation of P-P scattering cross-sections

361 For P-P scattering, we have  $\alpha = \beta = P$  and  $\mathbf{p}_p(\mathbf{k}) = \hat{\mathbf{k}}$ . Then,  $(\hat{\mathbf{k}} \cdot \mathbf{p}_p(\mathbf{k}))^* = \hat{\mathbf{q}} \cdot \mathbf{p}_p(\mathbf{q}) = 1$ ,  $(\hat{\mathbf{q}} \cdot \mathbf{p}_p(\mathbf{k}))^* = \hat{\mathbf{k}} \cdot \mathbf{p}_p(\mathbf{q}) =$   
 362  $\mathbf{p}_p^*(\mathbf{k}) \cdot \mathbf{p}_p(\mathbf{q}) = \hat{\mathbf{k}} \cdot \hat{\mathbf{q}}$  and  $\hat{\mathbf{k}}^T \text{diag}(k_1 q_1, k_2 q_2, k_3 q_3) \hat{\mathbf{q}} = \sum_{j=1}^3 k_j^2 q_j^2 = \cos^2 \theta = (\hat{\mathbf{k}} \cdot \hat{\mathbf{q}})^2$ . Inserting these relations in (A.4)  
 363 yields:

$$\mathbf{H}_{PP}(\mathbf{k}, \mathbf{p}, \mathbf{q}) = \frac{kq}{3\rho} \left[ (3\widehat{\kappa}(\mathbf{p}) - 2\widehat{\mu}(\mathbf{p}) - \widehat{\mathcal{A}}(\mathbf{p})) + 3(\hat{\mathbf{k}} \cdot \hat{\mathbf{q}})^2 (2\widehat{\mu}(\mathbf{p}) + \widehat{\mathcal{A}}(\mathbf{p})) \right]. \quad (\text{A.6})$$

Inserting this into Eq. (A.2) yields:

$$\delta(\mathbf{0})(2\pi)^3 \sigma_{PP}^{\text{cubic}}(\mathbf{k}, \mathbf{q}) [a_p(\mathbf{q})] = \frac{\pi}{18v_p^2} \frac{kq}{\rho^2} \mathbb{E} \left\{ \left[ (3\widehat{\kappa}(\mathbf{k} - \mathbf{q}) - 2\widehat{\mu}(\mathbf{k} - \mathbf{q}) - \widehat{\mathcal{A}}(\mathbf{k} - \mathbf{q})) + 3(\hat{\mathbf{k}} \cdot \hat{\mathbf{q}})^2 (2\widehat{\mu}(\mathbf{k} - \mathbf{q}) + \widehat{\mathcal{A}}(\mathbf{k} - \mathbf{q})) \right] \right. \\ \left. \left[ (3\widehat{\kappa}(\mathbf{q} - \mathbf{k}) - 2\widehat{\mu}(\mathbf{q} - \mathbf{k}) - \widehat{\mathcal{A}}(\mathbf{q} - \mathbf{k})) + 3(\hat{\mathbf{k}} \cdot \hat{\mathbf{q}})^2 (2\widehat{\mu}(\mathbf{q} - \mathbf{k}) + \widehat{\mathcal{A}}(\mathbf{q} - \mathbf{k})) \right] \right\} a_p(\mathbf{q}) \delta(v_p(\mathbf{k} - \mathbf{q})). \quad (\text{A.7})$$

364 With no loss of generality, we assume that the scattered wave vector  $\mathbf{k}$  lies along a particular direction. The incident  
 365 and scattered wave vectors and bases are then taken as:

$$\hat{\mathbf{k}} = \begin{pmatrix} 0 \\ 0 \\ 1 \end{pmatrix}; \quad z^{(1)}(\mathbf{k}) = \begin{pmatrix} 1 \\ 0 \\ 0 \end{pmatrix}; \quad z^{(2)}(\mathbf{k}) = \begin{pmatrix} 0 \\ 1 \\ 0 \end{pmatrix} \quad (\text{A.8})$$

$$\hat{\mathbf{q}} = \begin{pmatrix} \sin \theta \cos \phi \\ \sin \theta \sin \phi \\ \cos \theta \end{pmatrix}; \quad z^{(1)}(\mathbf{q}) = \begin{pmatrix} \cos \theta \cos \phi \\ \cos \theta \sin \phi \\ -\sin \theta \end{pmatrix}; \quad z^{(2)}(\mathbf{q}) = \begin{pmatrix} -\sin \phi \\ \cos \phi \\ 0 \end{pmatrix} \quad (\text{A.9})$$

366 We denote additionally  $(\hat{\mathbf{k}} \cdot \hat{\mathbf{q}}) = \cos \theta = \chi$ . The PSDF of the mechanical properties can be expressed in terms of the  
 367 mathematical expectation of the product of Fourier transformations of two homogeneous (stationary) random fields  
 368  $\Xi(\mathbf{x})$  and  $\Psi(\mathbf{x})$  as:

$$\mathbb{E} [\widehat{\Xi}(\mathbf{p}) \widehat{\Psi}(-\mathbf{p})] = \delta(\mathbf{0})(2\pi)^3 \ell_c^3 v_{\Xi\Psi} \Phi_{\Xi\Psi}(|\mathbf{p}|), \quad (\text{A.10})$$

in which  $v_{\Xi\Psi}$  is the correlation coefficient of the random fields and the correlation function is assumed to have an  
 isotropic structure. Hence, from Eq. (A.7) multiplying term by term, taking the mathematical expectation and making  
 use of (A.10) yields:

$$\sigma_{PP}^{\text{cubic}}(\mathbf{q}, \chi) [a_p(\mathbf{q})] = \frac{\pi q^2 \ell_c^3}{18\rho^2 v_p^3} \left[ (9v_\kappa^2 \Phi_{\kappa\kappa} + 4v_\mu^2 \Phi_{\mu\mu} + v_{\mathcal{A}}^2 \Phi_{\mathcal{A}\mathcal{A}} - 12v_{\kappa\mu} \Phi_{\kappa\mu} - 6v_{\kappa\mathcal{A}} \Phi_{\kappa\mathcal{A}} + 4v_{\mu\mathcal{A}} \Phi_{\mu\mathcal{A}}) \right. \\ \left. + 3\chi^2 (-4v_\mu^2 \Phi_{\mu\mu} - v_{\mathcal{A}}^2 \Phi_{\mathcal{A}\mathcal{A}} + 6v_{\kappa\mu} \Phi_{\kappa\mu} - 4v_{\mu\mathcal{A}} \Phi_{\mu\mathcal{A}} + 3v_{\kappa\mathcal{A}} \Phi_{\kappa\mathcal{A}}) + 9\chi^4 (4v_\mu^2 \Phi_{\mu\mu} + v_{\mathcal{A}}^2 \Phi_{\mathcal{A}\mathcal{A}} + 4v_{\mu\mathcal{A}} \Phi_{\mu\mathcal{A}}) \right] a_p(\mathbf{q}), \quad (\text{A.11})$$

369 where we used the identity  $\delta(ax) = \delta(x)/|a|$  (for any non-zero scalar  $a$ ) and then  $\delta(\mathbf{k} - \mathbf{q})$  or  $\mathbf{k} = \mathbf{q}$  implies that the  
 370 argument of all PSDFs is  $|\mathbf{k} - \mathbf{q}| = \sqrt{k^2 + q^2 - 2kq\chi} = q\sqrt{2(1-\chi)}$  in which  $\mathbf{q} = |\mathbf{q}| = \omega/v_p$  is the wavenumber of a  
 371 P mode. Note that we have changed the arguments of the scattering function from  $(\mathbf{k}, \mathbf{q})$  in Eq. (A.7) to  $(\mathbf{q}, \chi)$  above  
 372 to insist on the fact that only the norm of the incident (or scattered) vector and the angle between the two vectors are  
 373 influential.

374 Selecting  $\mathcal{A} = 0$  allows to fall back on the classical P-P differential scattering cross-section for isotropic fluctua-  
 375 tions [2, 6, 37, 26]:

$$\sigma_{PP}^{\text{iso}}(\mathbf{q}, \chi) [a_p(\mathbf{q})] = \frac{\pi q^2 \ell_c^3}{18\rho^2 v_p^3} \left[ (9v_\kappa^2 \Phi_{\kappa\kappa} + 4v_\mu^2 \Phi_{\mu\mu} - 12v_{\kappa\mu} \Phi_{\kappa\mu}) + 3\chi^2 (-4v_\mu^2 \Phi_{\mu\mu} + 6v_{\kappa\mu} \Phi_{\kappa\mu}) + 36\chi^4 v_\mu^2 \Phi_{\mu\mu} \right] a_p(\mathbf{q}). \quad (\text{A.12})$$



376 Integration can then be performed following Eq. (A.5) to obtain the total scattering cross section for the P-to-P  
 377 scattering. Although possible in all generality, we choose here to consider a slightly simplified setting, only to present  
 378 more condensed formula. We therefore assume that all PSDFs follow the same functional form  $\Phi(\psi)$ , and that they  
 379 differ only through the variances and covariances:

$$\Phi_{\kappa\kappa}(\psi) = \Phi_{\kappa\mu}(\psi) = \Phi_{\kappa\mathcal{A}}(\psi) = \Phi_{\mu\mu}(\psi) = \Phi_{\mu\mathcal{A}}(\psi) = \Phi_{\mathcal{A}\mathcal{A}}(\psi) = \Phi(\psi). \quad (\text{A.13})$$

Following Eq. (A.5) with this hypothesis (and  $\mathbf{I}_1 = 1$ ) yields:

$$\begin{aligned} \Sigma_{\text{P}}^{\text{cubic}}(\mathbf{q}) = \frac{q^4 \ell_c^3}{72\pi\rho^2 v_p^3} \int_{-1}^{+1} & \left[ (9v_\kappa^2 + 4v_\mu^2 + v_{\mathcal{A}}^2 - 12v_{\kappa\mu} - 6v_{\kappa\mathcal{A}} + 4v_{\mu\mathcal{A}}) \right. \\ & \left. + 3\chi^2 (-4v_\mu^2 - v_{\mathcal{A}}^2 + 6v_{\kappa\mu} - 4v_{\mu\mathcal{A}} + 3v_{\kappa\mathcal{A}}) + 9\chi^4 (4v_\mu^2 + v_{\mathcal{A}}^2 + 4v_{\mu\mathcal{A}}) \right] \Phi(q\sqrt{2(1-\chi)}) d\chi, \end{aligned} \quad (\text{A.14})$$

380 Similarly as above, the selection of  $\mathcal{A} = 0$  yields the classical P-P total scattering cross-section for isotropic fluctua-  
 381 tions:

$$\Sigma_{\text{P}}^{\text{iso}}(\mathbf{q}) = \frac{q^4 \ell_c^3}{72\pi\rho^2 v_p^3} \int_{-1}^{+1} \left[ (9v_\kappa^2 + 4v_\mu^2 - 12v_{\kappa\mu}) + 3\chi^2 (-4v_\mu^2 + 6v_{\kappa\mu}) + 36\chi^4 v_\mu^2 \right] \Phi(q\sqrt{2(1-\chi)}) d\chi. \quad (\text{A.15})$$

### 382 Appendix A.2. Calculation of P-S scattering cross-sections

In this case we have  $\alpha = \text{P}$  and  $\beta = \text{S}$ , and the polarizations are  $\mathbf{p}_p(\mathbf{k}) = \hat{\mathbf{k}}$  and  $\mathbf{p}_s(\mathbf{q}) = [\hat{\mathbf{z}}_1(\mathbf{q}), \hat{\mathbf{z}}_2(\mathbf{q})]$ . Then  $(\hat{\mathbf{k}} \cdot \mathbf{p}_p(\mathbf{k}))^* = 1$ ,  $(\hat{\mathbf{q}} \cdot \mathbf{p}_s(\mathbf{q})) = [0, 0]$ ,  $(\hat{\mathbf{q}} \cdot \mathbf{p}_p(\mathbf{k}))^*(\hat{\mathbf{k}} \cdot \mathbf{p}_s(\mathbf{q})) + (\hat{\mathbf{k}} \cdot \hat{\mathbf{q}})(\mathbf{p}_p^*(\mathbf{k}) \cdot \mathbf{p}_s(\mathbf{q})) = 2(\hat{\mathbf{k}} \cdot \hat{\mathbf{q}})[\hat{\mathbf{k}} \cdot \hat{\mathbf{z}}_1(\mathbf{q}), \hat{\mathbf{k}} \cdot \hat{\mathbf{z}}_2(\mathbf{q})]$  and  $\mathbf{p}_p^*(\mathbf{k})\text{diag}(k_1q_1, k_2q_2, k_3q_3)\mathbf{p}_s(\mathbf{q}) = (\hat{\mathbf{k}} \cdot \hat{\mathbf{q}})[\hat{\mathbf{k}} \cdot \hat{\mathbf{z}}_1(\mathbf{q}), \hat{\mathbf{k}} \cdot \hat{\mathbf{z}}_2(\mathbf{q})]$ . From Eq. (A.4), the  $1 \times 2$  matrix  $\mathbf{H}_{\text{PS}}(\mathbf{k}, \mathbf{p}, \mathbf{q})$  writes:

$$\begin{aligned} \mathbf{H}_{\text{PS}}(\mathbf{k}, \mathbf{p}, \mathbf{q}) &= \frac{kq}{\rho} \left[ 2(\hat{\mathbf{k}} \cdot \hat{\mathbf{q}})[\hat{\mathbf{k}} \cdot \hat{\mathbf{z}}_1(\mathbf{q}), \hat{\mathbf{k}} \cdot \hat{\mathbf{z}}_2(\mathbf{q})] \widehat{\mu}(\mathbf{p}) + (\hat{\mathbf{k}} \cdot \hat{\mathbf{q}})[\hat{\mathbf{k}} \cdot \hat{\mathbf{z}}_1(\mathbf{q}), \hat{\mathbf{k}} \cdot \hat{\mathbf{z}}_2(\mathbf{q})] \widehat{\mathcal{A}}(\mathbf{p}) \right] \\ &= \frac{kq}{\rho} (\hat{\mathbf{k}} \cdot \hat{\mathbf{q}})[\hat{\mathbf{k}} \cdot \hat{\mathbf{z}}_1(\mathbf{q}), \hat{\mathbf{k}} \cdot \hat{\mathbf{z}}_2(\mathbf{q})] (2\widehat{\mu}(\mathbf{p}) + \widehat{\mathcal{A}}(\mathbf{p})), \end{aligned} \quad (\text{A.16})$$

and likewise the  $2 \times 1$  matrix  $\mathbf{H}_{\text{SP}}(\mathbf{q}, \mathbf{p}, \mathbf{k})$  writes:

$$\begin{aligned} \mathbf{H}_{\text{SP}}(\mathbf{q}, \mathbf{p}, \mathbf{k}) &= \frac{kq}{\rho} \left[ 2(\hat{\mathbf{k}} \cdot \hat{\mathbf{q}})[\hat{\mathbf{k}} \cdot \hat{\mathbf{z}}_1(\mathbf{q}), \hat{\mathbf{k}} \cdot \hat{\mathbf{z}}_2(\mathbf{q})]^T \widehat{\mu}(\mathbf{p}) + (\hat{\mathbf{k}} \cdot \hat{\mathbf{q}})[\hat{\mathbf{k}} \cdot \hat{\mathbf{z}}_1(\mathbf{q}), \hat{\mathbf{k}} \cdot \hat{\mathbf{z}}_2(\mathbf{q})]^T \widehat{\mathcal{A}}(\mathbf{p}) \right] \\ &= \frac{kq}{\rho} (\hat{\mathbf{k}} \cdot \hat{\mathbf{q}})[\hat{\mathbf{k}} \cdot \hat{\mathbf{z}}_1(\mathbf{q}), \hat{\mathbf{k}} \cdot \hat{\mathbf{z}}_2(\mathbf{q})]^T (2\widehat{\mu}(\mathbf{p}) + \widehat{\mathcal{A}}(\mathbf{p})). \end{aligned} \quad (\text{A.17})$$

383 Eq. (A.2) writes:

$$\delta(\mathbf{0})(2\pi)^3 \sigma_{\text{PS}}^{\text{cubic}}(\mathbf{k}, \mathbf{q})[\mathbf{A}_s(\mathbf{q})] = \frac{\pi}{2v_p v_s kq} \mathbb{E} [\mathbf{H}_{\text{PS}}(\mathbf{k}, \mathbf{k} - \mathbf{q}, \mathbf{q}) \mathbf{A}_s(\mathbf{q}) \mathbf{H}_{\text{SP}}(\mathbf{q}, \mathbf{q} - \mathbf{k}, \mathbf{k})] \delta(kv_p - qv_s). \quad (\text{A.18})$$

so that inserting Eq. (A.16) and (A.17) yields:

$$\begin{aligned} \delta(\mathbf{0})(2\pi)^3 \sigma_{\text{PS}}^{\text{cubic}}(\mathbf{k}, \mathbf{q})[\mathbf{a}_s(\mathbf{q})] &= \frac{\pi}{2v_p v_s^2 kq} \frac{(kq)^2}{\rho^2} (\hat{\mathbf{k}} \cdot \hat{\mathbf{q}})^2 \mathbb{E} \left\{ \left[ (2\widehat{\mu}(\mathbf{k} - \mathbf{q}) + \widehat{\mathcal{A}}(\mathbf{k} - \mathbf{q})) \right] \left[ (2\widehat{\mu}(\mathbf{q} - \mathbf{k}) + \widehat{\mathcal{A}}(\mathbf{q} - \mathbf{k})) \right] \right\} \times \\ &\quad \times [\hat{\mathbf{k}} \cdot \hat{\mathbf{z}}_1(\mathbf{q}), \hat{\mathbf{k}} \cdot \hat{\mathbf{z}}_2(\mathbf{q})] \mathbf{a}_s(\mathbf{q}) [\hat{\mathbf{k}} \cdot \hat{\mathbf{z}}_1(\mathbf{q}), \hat{\mathbf{k}} \cdot \hat{\mathbf{z}}_2(\mathbf{q})]^T \delta(kK - q). \end{aligned} \quad (\text{A.19})$$

384 Using Eq. (A.10) we get the following P-S differential scattering cross-section operator:

$$\sigma_{\text{PS}}^{\text{cubic}}(\mathbf{k}, \mathbf{q})[\mathbf{a}_s(\mathbf{q})] = \frac{\pi k^2 \ell_c^3}{2\rho^2 v_s^3} (\hat{\mathbf{k}} \cdot \hat{\mathbf{q}})^2 (4v_\mu^2 \Phi_{\mu\mu} + 4v_{\mu\mathcal{A}} \Phi_{\mu\mathcal{A}} + v_{\mathcal{A}}^2 \Phi_{\mathcal{A}\mathcal{A}}) (\mathbf{M}(\mathbf{k}, \mathbf{q}) : \mathbf{a}_s(\mathbf{q})) \delta(kK - q) \quad (\text{A.20})$$

385 in which  $:$  denotes the double-dot product and the  $2 \times 2$  matrix  $\mathbf{M}$  is defined as  $\mathbf{M}_{ij}(\mathbf{k}, \mathbf{q}) = (\hat{\mathbf{k}} \cdot \hat{\mathbf{z}}_i(\mathbf{q}))(\hat{\mathbf{k}} \cdot \hat{\mathbf{z}}_j(\mathbf{q}))$ . Note  
 386 that we have  $kv_p = qv_s$  (or  $q = kK$ ) and thus the argument of the PSDFs is  $|\mathbf{k} - \mathbf{q}| = k\sqrt{1 + K^2 - 2K\chi}$  in which  $k$  is

387 the wavenumber of the P wave mode and  $K = v_p/v_s = \sqrt{\kappa_0/\mu_0 + 4/3}$  is the wave speed ratio. Thus, applying the P-S  
 388 differential scattering cross-section operator to the identity matrix  $\mathbf{I}_2$  gives:

$$\sigma_{\text{PS}}^{\text{cubic}}(\mathbf{k}, \mathbf{q})[\mathbf{I}_2] = \frac{\pi k^2 \ell_c^3}{2\rho^2 v_s^3} (\hat{\mathbf{k}} \cdot \hat{\mathbf{q}})^2 (1 - (\hat{\mathbf{k}} \cdot \hat{\mathbf{q}})^2) (4v_\mu^2 \Phi_{\mu\mu} + 4v_{\mu\mathcal{A}} \Phi_{\mu\mathcal{A}} + v_{\mathcal{A}}^2 \Phi_{\mathcal{A}\mathcal{A}}) \delta(kK - q), \quad (\text{A.21})$$

389 which can be written as a function only of  $k$  and  $\chi$ :

$$\sigma_{\text{PS}}^{\text{cubic}}(k, \chi)[\mathbf{I}_2] = \frac{\pi k^2 \ell_c^3}{2\rho^2 v_s^3} \chi^2 (1 - \chi^2) (4v_\mu^2 \Phi_{\mu\mu} + 4v_{\mu\mathcal{A}} \Phi_{\mu\mathcal{A}} + v_{\mathcal{A}}^2 \Phi_{\mathcal{A}\mathcal{A}}). \quad (\text{A.22})$$

390 Setting  $\mathcal{A} = 0$  yields the P-S differential scattering cross-section for materials with isotropic fluctuations [2, 6, 37,  
 391 26]:

$$\sigma_{\text{PS}}^{\text{iso}}(k, \chi)[\mathbf{I}_2] = \frac{4\pi v_\mu^2 k^2 \ell_c^3}{2\rho^2 v_s^3} \chi^2 (1 - \chi^2) \Phi_{\mu\mu} \left( k \sqrt{1 + K^2 - 2K\chi} \right). \quad (\text{A.23})$$

392 Following Eq. (A.5) and the hypothesis of equal PSDF, the integration of (A.22) over the wavevector  $\mathbf{k}$  gives the  
 393 P-S total scattering cross-section:

$$\Sigma_{\text{PS}}^{\text{cubic}}(k) = \frac{k^4 \ell_c^3}{8\pi\rho^2 v_p^3} (4v_\mu^2 + 4v_{\mu\mathcal{A}} + v_{\mathcal{A}}^2) \int_{-1}^{+1} \chi^2 (1 - \chi^2) \Phi \left( k \sqrt{1 + K^2 - 2K\chi} \right) d\chi, \quad (\text{A.24})$$

394 for which the classical isotropic S-to-P total scattering cross-section can be retrieved by setting  $\mathcal{A}$ :

$$\Sigma_{\text{PS}}^{\text{iso}}(k) = \frac{v_\mu^2 k^4 \ell_c^3}{2\pi\rho^2 v_p^3} \int_{-1}^{+1} \chi^2 (1 - \chi^2) \Phi_{\mu\mu} \left( k \sqrt{1 + K^2 - 2K\chi} \right) d\chi. \quad (\text{A.25})$$

### 395 Appendix A.3. Calculation of S-P scattering cross-sections

396 Using the same arguments as above, the S-P differential scattering cross-section for cubic anisotropy reads:

$$\sigma_{\text{SP}}^{\text{cubic}}(\mathbf{k}, \mathbf{q})[a_p(\mathbf{q})] = \frac{\pi k^2 \ell_c^3}{2\rho^2 K^3 v_s^3} (\hat{\mathbf{k}} \cdot \hat{\mathbf{q}})^2 (4v_\mu^2 \Phi_{\mu\mu} + 4v_{\mu\mathcal{A}} \Phi_{\mu\mathcal{A}} + v_{\mathcal{A}}^2 \Phi_{\mathcal{A}\mathcal{A}}) \mathbf{M}(\mathbf{q}, \mathbf{k}) a_p(\mathbf{q}) \delta(k - qK), \quad (\text{A.26})$$

397 so that its application on the identity matrix (unity) gives:

$$\sigma_{\text{SP}}^{\text{cubic}}(\mathbf{k}, \mathbf{q})[\mathbf{I}_1] = \frac{\pi k^2 \ell_c^3}{2\rho^2 K^3 v_s^3} (\hat{\mathbf{k}} \cdot \hat{\mathbf{q}})^2 \mathbf{M}(\mathbf{q}, \mathbf{k}) (4v_\mu^2 \Phi_{\mu\mu} + 4v_{\mu\mathcal{A}} \Phi_{\mu\mathcal{A}} + v_{\mathcal{A}}^2 \Phi_{\mathcal{A}\mathcal{A}}) \delta(k - qK), \quad (\text{A.27})$$

398 which in terms of  $k$  and  $\chi$  and  $\phi$  writes:

$$\sigma_{\text{SP}}^{\text{cubic}}(k, \chi, \phi)[\mathbf{I}_1] = \frac{\pi k^2 \ell_c^3}{2\rho^2 K^3 v_s^3} (4v_\mu^2 \Phi_{\mu\mu} + 4v_{\mu\mathcal{A}} \Phi_{\mu\mathcal{A}} + v_{\mathcal{A}}^2 \Phi_{\mathcal{A}\mathcal{A}}) \chi^2 (1 - \chi^2) \begin{bmatrix} \cos^2 \phi & \sin \phi \cos \phi \\ \sin \phi \cos \phi & \sin^2 \phi \end{bmatrix}. \quad (\text{A.28})$$

399 A comparison between Eqs. (A.21) and (A.28) yields the following relation between P-S and S-P scattering cross-  
 400 sections:

$$\text{Tr} \left( \sigma_{\text{SP}}^{\text{cubic}}(kK, \chi, \phi)[\mathbf{I}_1] \right) = \sigma_{\text{PS}}^{\text{cubic}}(k, \chi)[\mathbf{I}_2]. \quad (\text{A.29})$$

401 Integrating Eq. (A.28) with respect to the wave vector (knowing that in spherical coordinates the angle  $\phi$  varies in  
 402  $[0, \pi]$ ), the diagonal components of the S-P total scattering cross-sections will be equal and the extra-diagonal ones  
 403 are zero. From Eq. (A.29) one can derive the following relation between P-S and S-P total scattering cross-sections:

$$\text{Tr}(\Sigma_{\text{SP}}(kK)) = \frac{1}{2K^3} \Sigma_{\text{PS}}(k). \quad (\text{A.30})$$

404 *Appendix A.4. Calculation of S-S scattering cross-sections*

405 The objective of this section is to calculate the quadratic S-S scattering cross-section operator  $\sigma_{\text{ss}}(\mathbf{k}, \mathbf{q})$ . In this  
 406 case  $\alpha = \text{S}$  and  $\beta = \text{S}$ . We have  $(\hat{\mathbf{k}} \cdot \mathbf{p}_s(\mathbf{k}))^* = [0, 0]^T$ ,  $(\hat{\mathbf{q}} \cdot \mathbf{p}_s(\mathbf{q})) = [0, 0]$ ,  $(\hat{\mathbf{q}} \cdot \mathbf{p}_s(\mathbf{k}))^*(\hat{\mathbf{k}} \cdot \mathbf{p}_s(\mathbf{q})) + (\hat{\mathbf{k}} \cdot \hat{\mathbf{q}})(\mathbf{p}_s^*(\mathbf{k}) \cdot$   
 407  $\mathbf{p}_s(\mathbf{q})) = [\hat{\mathbf{q}} \cdot \hat{\mathbf{z}}_1(\mathbf{k}), \hat{\mathbf{q}} \cdot \hat{\mathbf{z}}_2(\mathbf{k})]^T [\hat{\mathbf{k}} \cdot \hat{\mathbf{z}}_1(\mathbf{q}), \hat{\mathbf{k}} \cdot \hat{\mathbf{z}}_2(\mathbf{q})] + (\hat{\mathbf{k}} \cdot \hat{\mathbf{q}})[\hat{\mathbf{z}}_1(\mathbf{k}), \hat{\mathbf{z}}_2(\mathbf{k})]^T [\hat{\mathbf{z}}_1(\mathbf{q}), \hat{\mathbf{z}}_2(\mathbf{q})] = \mathbf{G}(\mathbf{k}, \mathbf{q}) + (\hat{\mathbf{k}} \cdot \hat{\mathbf{q}})\mathbf{T}(\mathbf{k}, \mathbf{q})$  and  
 408  $\mathbf{p}_s^*(\mathbf{k})\text{diag}(k_1q_1, k_2q_2, k_3q_3)\mathbf{p}_s(\mathbf{q}) = 0 \times \mathbf{I}_2$ . In these equations the  $2 \times 2$  matrices  $\mathbf{G}$  and  $\mathbf{T}$  are respectively defined as  
 409  $\mathbf{G}_{ij}(\mathbf{k}, \mathbf{q}) = (\hat{\mathbf{q}} \cdot \hat{\mathbf{z}}_i(\mathbf{k}))(\hat{\mathbf{k}} \cdot \hat{\mathbf{z}}_j(\mathbf{q}))$  and  $\mathbf{T}_{ij}(\mathbf{k}, \mathbf{q}) = (\hat{\mathbf{z}}_i(\mathbf{k}) \cdot \hat{\mathbf{z}}_j(\mathbf{q}))$ . It should be pointed out that since in this case the  
 410 first and the last terms in the right hand side of the Eq. (A.4) are both zero, the influence of the anisotropy parameter  
 411 vanishes so that the S-S scattering parameters will become identical between cubic and isotropic cases.

412 Inserting these equations into (A.4) yields:

$$\mathbf{H}_{\text{ss}}(\mathbf{k}, \mathbf{p}, \mathbf{q}) = \frac{kq}{\rho} [\mathbf{G}(\mathbf{k}, \mathbf{q}) + (\hat{\mathbf{k}} \cdot \hat{\mathbf{q}})\mathbf{T}(\mathbf{k}, \mathbf{q})] \widehat{\mu}(\mathbf{p}). \quad (\text{A.31})$$

413 From Eq. (A.2) we have:

$$\delta(\mathbf{0})(2\pi)^3 \sigma_{\text{ss}}(\mathbf{k}, \mathbf{q})[a_s(\mathbf{q})] = \frac{\pi}{2v_s^2 kq} \mathbb{E} [\mathbf{H}_{\text{ss}}(\mathbf{k}, \mathbf{k} - \mathbf{q}, \mathbf{q}) a_s(\mathbf{q}) \mathbf{H}_{\text{ss}}(\mathbf{q}, \mathbf{q} - \mathbf{k}, \mathbf{k})] \delta(v_s(k - q)). \quad (\text{A.32})$$

Introducing (A.31) into this equation yields:

$$\delta(\mathbf{0})(2\pi)^3 \sigma_{\text{ss}}(\mathbf{k}, \mathbf{q})[a_s(\mathbf{q})] = \frac{\pi kq}{2\rho^2 v_s^2} \mathbb{E} \left\{ [\mathbf{G}(\mathbf{k}, \mathbf{q}) + (\hat{\mathbf{k}} \cdot \hat{\mathbf{q}})\mathbf{T}(\mathbf{k}, \mathbf{q})] \widehat{\mu}(\mathbf{k} - \mathbf{q}) a_s(\mathbf{q}) \right. \\ \left. [\mathbf{G}(\mathbf{q}, \mathbf{k}) + (\hat{\mathbf{k}} \cdot \hat{\mathbf{q}})\mathbf{T}(\mathbf{q}, \mathbf{k})] \widehat{\mu}(\mathbf{q} - \mathbf{k}) \right\} \delta(v_s(k - q)), \quad (\text{A.33})$$

or

$$\sigma_{\text{ss}}^{\text{cubic}}(\mathbf{k}, \mathbf{q})[a_s(\mathbf{q})] = \frac{\pi k^2 \ell_c^3}{2\rho^2 v_s^3} v_\mu^2 \Phi_{\mu\mu} [\mathbf{G}(\mathbf{k}, \mathbf{q}) a_s(\mathbf{q}) \mathbf{G}(\mathbf{q}, \mathbf{k}) + (\hat{\mathbf{k}} \cdot \hat{\mathbf{q}}) [\mathbf{G}(\mathbf{k}, \mathbf{q}) a_s(\mathbf{q}) \mathbf{T}(\mathbf{q}, \mathbf{k}) + \mathbf{T}(\mathbf{k}, \mathbf{q}) a_s(\mathbf{q}) \mathbf{G}(\mathbf{q}, \mathbf{k})] \\ + (\hat{\mathbf{k}} \cdot \hat{\mathbf{q}})^2 \mathbf{T}(\mathbf{k}, \mathbf{q}) a_s(\mathbf{q}) \mathbf{T}(\mathbf{q}, \mathbf{k})] \delta(k - q), \quad (\text{A.34})$$

414 in which the argument of all the PSDFs is  $|\mathbf{k} - \mathbf{q}| = k \sqrt{2(1 - \chi)}$ , as for the case of P-P scattering but this time with  
 415  $\mathbf{k} = \omega/v_s$  the wavenumber of the S mode. Applying the S-S scattering cross-section operator to the identity matrix  $\mathbf{I}_2$   
 416 gives the following representation in terms of the wavenumber  $k$  and  $\chi$  as:

$$\sigma_{\text{ss}}^{\text{cubic}}(k, \chi)[\mathbf{I}_2] = \sigma_{\text{ss}}^{\text{iso}}(k, \chi)[\mathbf{I}_2] = \frac{\pi v_\mu^2 k^2 \ell_c^3}{2\rho^2 v_s^3} (4\chi^4 - 3\chi^2 + 1) \Phi_{\mu\mu}(k \sqrt{2(1 - \chi)}) \mathbf{I}_2. \quad (\text{A.35})$$

417 Following Eq. (A.5) and the hypothesis on the PSDF, the integration of (A.35) over the wavevector  $\mathbf{k}$  yields the  
 418 S-S total scattering cross-section for a heterogeneous material with isotropic background and cubic fluctuations:

$$\Sigma_{\text{ss}}^{\text{cubic}}(k) = \Sigma_{\text{ss}}^{\text{iso}}(k) = \frac{v_\mu^2 k^4 \ell_c^3}{16\pi \rho^2 v_s^3} \mathbf{I}_2 \int_{-1}^{+1} (4\chi^4 - 3\chi^2 + 1) \Phi(k \sqrt{2(1 - \chi)}) d\chi, \quad (\text{A.36})$$

419 **References**

- 420 [1] S. Chandrasekhar, Radiative transfer, Dover Publications, 1960.  
 421 [2] R. L. Weaver, Diffusivity of ultrasound in polycrystals, Journal of the Mechanics and Physics of Solids 38 (1990) 55–86.  
 422 [3] Y. Zeng, Theory of scattered P-wave and S-wave energy in a random isotropic scattering medium, Bulletin of the Seismological Society of  
 423 America 83 (1993) 1264–1276.  
 424 [4] H. Sato, Multiple isotropic scattering model including P-S conversions for the seismogram envelope formation, Geophysical Journal Inter-  
 425 national 117 (1994) 487–494.  
 426 [5] J. A. Turner, R. L. Weaver, Radiative transfer and multiple scattering of diffuse ultrasound in polycrystalline media, Journal of the Acoustical  
 427 Society of America 96 (1994) 3675–3683.  
 428 [6] L. Ryzhik, G. Papanicolaou, J. B. Keller, Transport equations for elastic and other waves in random media, Wave Motion 24 (1996) 327–370.

- 429 [7] L. Margerin, M. Campillo, B. A. van Tiggelen, Monte carlo simulation of multiple scattering of elastic waves, *Journal of Geophysical*  
430 *Research* 105 (2000) 7873–7892.
- 431 [8] J. A. Turner, Elastic wave propagation and scattering in heterogeneous, anisotropic media: Textured polycrystalline materials, *Journal of the*  
432 *Acoustical Society of America* 106 (1999) 541–552.
- 433 [9] J. Przybilla, M. Korn, Monte Carlo simulation of radiative energy transfer in continuous elastic random media – three-component envelopes  
434 and numerical validation, *Geophysical Journal International* 173 (2008) 566–576.
- 435 [10] P. J. Gaebler, T. Eulenfeld, U. Wegler, Seismic scattering and absorption parameters in the W-Bohemia/Vogtland region from elastic and  
436 acoustic radiative transfer theory, *Geophysical Journal International* 201 (2015) 1471–1481.
- 437 [11] C. J. Sanborn, V. F. Cormier, M. Fitzpatrick, Combined effects of deterministic and statistical structure on high-frequency regional seismo-  
438 grams, *Geophysical Journal International* 210 (2017) 1143–1159.
- 439 [12] N. M. Shapiro, M. Campillo, L. Margerin, S. K. Singh, V. Kostoglodov, J. Pacheco, The energy partitioning and the diffusive character of the  
440 seismic coda, *Bulletin of the Seismological Society of America* 90 (2000) 655–665.
- 441 [13] R. Hennino, N. Trégourès, N. M. Shapiro, L. Margerin, M. Campillo, B. A. V. Tiggelen, Weaver, Observation of equipartition of seismic  
442 waves, *Physical Review Letters* 86 (2001) 3447.
- 443 [14] R. Weaver, O. Lobkis, Ultrasonics without a source: Thermal fluctuation correlations at mhz frequencies, *Physical Review Letters* 87 (2001)  
444 134301.
- 445 [15] M. Campillo, A. Paul, Long-range correlations in the diffuse seismic coda, *Science* 299 (2003) 547–549.
- 446 [16] T. Saito, H. Sato, M. Fehler, M. Ohtake, Simulating the envelope of scalar waves in 2d random media having power-law spectra of velocity  
447 fluctuation, *Bulletin of the Seismological Society of America* 93 (2003) 240–252.
- 448 [17] L. Borcea, G. Papanicolaou, C. Tsogka, Coherent interferometric imaging in clutter, *Geophysics* 71 (2006) S1165–S1175.
- 449 [18] H. Kawase, F. J. Sánchez-Sesma, S. Matsushima, The optimal use of horizontal-to-vertical spectral ratios of earthquake motions for velocity  
450 inversions based on diffuse-field theory for plane waves, *Bulletin of the Seismological Society of America* 101 (2011) 2001–2014.
- 451 [19] F. J. Sánchez-Sesma, R. L. Weaver, H. Kawase, S. Matsushima, F. Luzón, M. Campillo, Energy partitions among elastic waves for dynamic  
452 surface loads in a semi-infinite solid, *Bulletin of the Seismological Society of America* 101 (2011) 1704–1709.
- 453 [20] H. Sato, M. Fehler, T. Maeda, *Seismic Wave Propagation and Scattering in the Heterogeneous Earth: Second Edition*, SpringerLink : Bücher,  
454 Springer Berlin Heidelberg, 2012.
- 455 [21] O. A. Grigorev, T. D. Shemerger, Propagation of ultrasonic waves in polycrystals of cubic symmetry with allowance for multiple scattering,  
456 *Journal of Applied Mathematics and Mechanics* 44 (1980) 217–223.
- 457 [22] S. Hirsekorn, The scattering of ultrasonic waves by polycrystals, *Journal of the Acoustical Society of America* 72 (1982) 1021–1031.
- 458 [23] F. E. Stanke, G. S. Kino, A unified theory for elastic wave propagation in polycrystalline materials, *Journal of the Acoustical Society of*  
459 *America* 75 (1984) 665–681.
- 460 [24] C. B. Guo, P. Höller, K. Goebbels, Scattering of ultrasonic waves in anisotropic polycrystalline metals, *Acustica* 59 (1985) 112–120.
- 461 [25] O. Engler, V. Randle, *Introduction to texture analysis: microtexture, microtexture and orientation mapping*, CRC Press, 2009.
- 462 [26] I. Baydoun, E. Savin, R. Cottureau, D. Clouteau, J. Guilleminot, Kinetic modeling of multiple scattering of elastic waves in heterogeneous  
463 anisotropic media, *Wave Motion* 51 (2014) 1325–1348.
- 464 [27] Q. Ta, D. Clouteau, R. Cottureau, Modeling of random anisotropic elastic media and impact on wave propagation, *European Journal of*  
465 *Computational Mechanics* 19 (2010) 241–253.
- 466 [28] K. Shiomi, H. Sato, M. Ohtake, Broad-band power-law spectra of well-log data in Japan, *Geophysical Journal International* 130 (1997)  
467 57–64.
- 468 [29] W. Voigt, *Lehrbuch der kristallphysik*, Teubner, Berlin (1928).
- 469 [30] P. Chadwick, M. Vianello, S. C. Cowin, A new proof that the number of linear elastic symmetries is eight, *Journal of the Mechanics and*  
470 *Physics of Solids* 49 (2001) 2471–2492.
- 471 [31] J. Guilleminot, C. Soize, On the statistical dependence for the components of random elasticity tensors exhibiting material symmetry  
472 properties, *Journal of Elasticity* 111 (2013) 109–130.
- 473 [32] L. Klimeš, Correlation functions of random media, *Pure and Applied Geophysics* 159 (2002) 1811–1831.
- 474 [33] S. Khazaie, R. Cottureau, D. Clouteau, Influence of the spatial correlation structure of an elastic random medium on its scattering properties,  
475 *Journal of Sound and Vibration* 370 (2016) 132 – 148.
- 476 [34] G. Bal, O. Pinaud, Accuracy of transport models for waves in random media, *Wave Motion* 43 (2006) 561–578.
- 477 [35] R. L. Weaver, On diffuse waves in solid media, *Journal of the Acoustical Society of America* 71 (1982) 1608–1609.
- 478 [36] G. Papanicolaou, L. Ryzhik, J. B. Keller, Stability of the P to S energy ratio in the diffusive regime, *Bulletin of the Seismological Society of*  
479 *America* 86 (1996) 1107–1115.
- 480 [37] J. A. Turner, Scattering and diffusion of seismic waves, *Bulletin of the Seismological Society of America* 88 (1998) 276–283.
- 481 [38] L. Margerin, Diffusion approximation with polarization and resonance effects for the modelling of seismic waves in strongly scattering  
482 small-scale media, *Geophysical Journal International* 192 (2013) 326–345.
- 483 [39] N. P. Trégourès, B. A. van Tiggelen, Generalized diffusion equation for multiple scattered elastic waves, *Waves in Random Media* 12 (2002)  
484 21–38.
- 485 [40] L. Margerin, B. A. van Tiggelen, M. Campillo, Effect of absorption on energy partition of elastic waves in the seismic coda, *Bulletin of the*  
486 *Seismological Society of America* 91 (2001) 624–627.
- 487 [41] H. Nakahara, K. Yoshimoto, Radiative transfer of elastic waves in two-dimensional isotropic scattering media: Semi-analytical approach for  
488 isotropic source radiation, *Earth, Planets and Space* 63 (2011) 459–468.
- 489 [42] P. Cupillard, E. Delavaud, G. Burgos, G. Festa, J.-P. Vilotte, Y. Capdeville, J.-P. Montagner, RegSEM: a versatile code based on the spectral  
490 element method to compute seismic wave propagation at the regional scale, *Geophysical Journal International* 188 (2012) 1203–1220.
- 491 [43] R. Cottureau, D. Clouteau, J.-P. Vilotte, R. Madariaga, Validation of software for 3D propagation of waves in heterogeneous and random  
492 media, 9th US National Congress on Computational Mechanics (USNCCM) (2007).
- 493 [44] S. Khazaie, R. Cottureau, D. Clouteau, Numerical observation of the equipartition regime in a 3D random elastic medium, and discussion of

- 494 the limiting parameters, *Computers & Geosciences* 102 (2017) 56–67.
- 495 [45] A. Panunzio, R. Cottureau, G. Puel, Large scale random fields generation using localized Karhunen-Loève expansion, *Advanced Modeling*  
496 *and Simulation in Engineering Sciences* 5 (2018) 1–21.
- 497 [46] M. Shinozuka, G. Deodatis, Simulation of stochastic processes by spectral representation, *Applied Mechanics Reviews* 44 (1991) 191–204.
- 498 [47] L. de Carvalho Paludo, V. Bouvier, R. Cottureau, Scalable parallel scheme for sampling of Gaussian random fields over large domains,  
499 *International Journal for Numerical Methods in Engineering* 117 (2019) 845–859.
- 500 [48] G. Bal, T. Komorowski, L. Ryzhik, Self-averaging of wigner transforms in random media, *Communications in Mathematical Physics* 242  
501 (2003) 81–135.
- 502 [49] K. F. Graff, *Wave motion in elastic solids*, Courier Corporation, 2012.
- 503 [50] K. Aki, P. G. Richards, *Quantitative seismology*, 2002.
- 504 [51] L. Margerin, Attenuation, transport and diffusion of scalar waves in textured random media, *Tectonophysics* 416 (2006) 229 – 244.