



Thermomechanical bistability of phase-transition oscillators driven by near-field heat exchange

Marta Reina, Riccardo Messina, Svend-Age Biehs, Philippe Ben-Abdallah

► To cite this version:

Marta Reina, Riccardo Messina, Svend-Age Biehs, Philippe Ben-Abdallah. Thermomechanical bistability of phase-transition oscillators driven by near-field heat exchange. *Physical Review B*, 2020, 101 (4), pp.041409(R). 10.1103/PhysRevB.101.041409 . hal-02566014

HAL Id: hal-02566014

<https://hal.science/hal-02566014>

Submitted on 6 May 2020

HAL is a multi-disciplinary open access archive for the deposit and dissemination of scientific research documents, whether they are published or not. The documents may come from teaching and research institutions in France or abroad, or from public or private research centers.

L'archive ouverte pluridisciplinaire **HAL**, est destinée au dépôt et à la diffusion de documents scientifiques de niveau recherche, publiés ou non, émanant des établissements d'enseignement et de recherche français ou étrangers, des laboratoires publics ou privés.

Thermomechanical bistability of phase-transition oscillators driven by near-field heat exchange

Marta Reina,^{1,*} Riccardo Messina,¹ Svend-Age Biehs,² and Philippe Ben-Abdallah¹

¹*Laboratoire Charles Fabry, UMR 8501, Institut d'Optique, CNRS, Université Paris-Saclay, 2 Avenue Augustin Fresnel, 91127 Palaiseau Cedex, France*

²*Institut für Physik, Carl von Ossietzky Universität, D-26111 Oldenburg, Germany*

Systems with multistable equilibrium states are of tremendous importance in information science to conceive logic gates. Here we predict that simple phase-transition oscillators driven by near-field heat exchanges have a bistable thermomechanical behavior around their critical temperature, opening so the way to a possible boolean treatment of information from heat flux at microscale.

Processing information with heat rather than with electrons to perform logical operations is a challenging problem in modern physics. Several directions have been explored during the last decade to this end. In 2004 Li et al. [1] have demonstrated the possibility to locally break the symmetry for the phonon propagation inside non-linear atomic lattices opening so the door to the control of heat flow in solid-state elements and consequently to a possible logical treatment of information carried by thermal phonons [2–4]. More recently, to overcome the inherent problems associated with the relatively small propagation speed of acoustic phonons, solid photonics systems have been proposed to achieve similar operations [5–7] in contactless many-body systems [8–15]. Finally, heat transport mediated by spin waves has also been considered [16] to rectify heat flux in many-body systems, paving thus the way to highly-performing quantum devices for thermal computing.

In this Letter we study a thermomechanical oscillator composed by a bilayer beam made of two different materials. Such a system has been experimentally studied in [17], where the dynamic response to a periodic far-field heating was considered. We consider a beam made of a metal-insulator transition (MIT) [18] material and a dielectric, in interaction in near-field regime [19–22] with a substrate and in far field [23, 24] with a thermal bath. When the equilibrium temperature along the beam is close to the critical temperature T_c of the MIT material, we predict the existence of a bistable behavior. The system is depicted in Fig. 1. The beam is recessed in a wall maintained at temperature T_w by an external power source, whereas its right end is left free to oscillate.

This cantilever exchanges heat radiatively with an environment at temperature T_e and in near field with a substrate at temperature T_s . Moreover, it is made of two different materials having thicknesses (y axis in Fig. 1) h_1 and h_2 ($h = h_1 + h_2$). Its length (x axis in Fig. 1) and width (z axis) are L and δ , respectively. The bottom layer of the cantilever is made of silicon dioxide (SiO_2) [25], while the upper one of vanadium dioxide (VO_2) which undergoes a first-order transition at $T_c = 340$ K [26]. The substrate is made of SiO_2 and has length l . The time evolution of the cantilever displace-

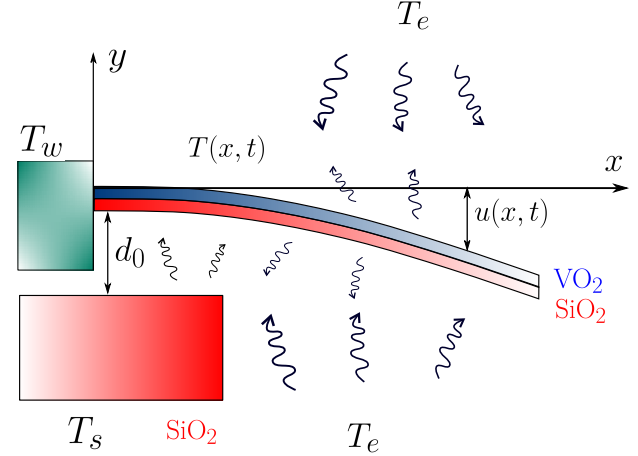


FIG. 1. Sketch of thermomechanical oscillator. A bilayered cantilever is supported at its left end by a wall at temperature T_w , being kept free at the other end. It interacts through radiative heat transfer with an environment at temperatures T_e and in near field with a substrate at temperature T_s . Its displacement is described by $u(x, t)$, while $T(x, t)$ represents its temperature profile.

ment $u(x, t)$ and temperature profile $T(x, t)$ is governed by the coupled system of nonlinear differential equations

$$\rho C h \partial_t T(x, t) = h \kappa \partial_x^2 T(x, t) + \Phi(u(x, t), T(x, t)), \quad (1)$$

$$EI \partial_x^4 u(x, t) = -\mu \partial_t^2 u(x, t) - \gamma \partial_t u(x, t) - \partial_x^2 M_T(T(x, t)), \quad (2)$$

corresponding to the energy-balance and Euler-Bernoulli [27] equations, respectively. Here ρ , C and κ are the beam mass density, specific heat capacity and thermal conductivity, while $\Phi \delta dx$ is the energy received (from the substrate and the far-field environment) per unit time by the infinitesimal element of the beam between x and $x + dx$. EI denotes the beam flexural rigidity, $\mu = \rho h \delta$ its linear mass density, γ its damping and M_T the thermal moment. Concerning the boundary conditions, we start by fixing the beam temperature on its recessed end [$T(0, t) = T_w$], while adiabatic conditions are applied on its right end [$\partial_x T(L, t) = 0$].

As for the initial thermal conditions, we assume a given temperature profile $T(x, 0) = f(x)$. Concerning the displacement, we also impose a given profile at $t = 0$, $[u(x, 0) = g(x)]$, zero displacement and derivative at the fixed left end $[u(0, t) = \partial_x u(0, t) = 0]$ describing the wall support, zero velocity of any element of the beam $[\partial_t u(x, 0) = 0]$, external bending moment at $x = L$ equal to the thermal moment $[\partial_x^2 u(L, t) = M_T(T(L, t))]$ [28], and zero third derivative at $x = L$ associate with the absence of a shear force $[\partial_x^3 u(L, t) = 0]$ [29].

For a bimaterial cantilever, the mass density ρ , specific heat capacity C , thermal conductivity κ and flexural rigidity EI need to be replaced by effective quantities. More specifically, if the two parts of the beam have Young's moduli E_1 and E_2 , densities ρ_1 and ρ_2 and thermal conductivities κ_1 and κ_2 , ρ , C and κ are defined in terms of the following weighted averages

$$a = \frac{a_1 V_1 + a_2 V_2}{V_1 + V_2}, \quad C = \frac{C_1 \rho_1 V_1 + C_2 \rho_2 V_2}{\rho_1 V_1 + \rho_2 V_2}, \quad (3)$$

where $a \in \{\rho, \kappa\}$. The effective flexural rigidity EI can be written as [27, 30]

$$EI = \frac{\delta h_1 h_2}{12} \frac{E_1 h_1 E_2 h_2}{E_1 h_1 + E_2 h_2} K, \quad (4)$$

with

$$K = 6 + 4 \left(\frac{h_1}{h_2} + \frac{h_2}{h_1} \right) + \left(\frac{E_1 h_1^2}{h_2^2} + \frac{E_2 h_2^2}{h_1^2} \right). \quad (5)$$

Finally, M_T is the thermal moment that can be expressed as a function of the beam construction temperature T_0 (the one at which the beam is not curved), its temperature profile $T(x, t)$ and the thermal expansion coefficients α_1 and α_2 of the two materials, in the following way [28]

$$M_T(T(x, t)) = 6EI \frac{(\alpha_2 - \alpha_1)}{K} \left(\frac{1}{h_1} + \frac{1}{h_2} \right) (T(x, t) - T_0). \quad (6)$$

The radiative heat flux is described within a fluctuational-electrodynamics approach, where the statistical properties of the charges fluctuating inside each body are accounted for by means of the fluctuation-dissipation theorem [31], correctly describing the heat exchange both in far and near field. In this framework, for small temperature differences the distance-dependent heat flux per unit surface between two planar substrates at distance d and temperatures T and $T + \Delta T$, respectively, can be written as $\Phi(d, T) = G(d, T) \Delta T$, where the conductance $G(d, T)$ is given by a sum over all the frequencies ω , lateral wavevectors \mathbf{k} and polarizations $p = \{\text{TE}, \text{TM}\}$ of the electromagnetic field as

$$G(d, T) = \int_0^\infty \frac{d\omega}{2\pi} \Theta'(\omega, T) \sum_p \int_0^\infty \frac{d^2 \mathbf{k}}{(2\pi)^2} \mathcal{T}_p(\omega, k, d), \quad (7)$$

where $\Theta'(\omega, T)$ is the T -derivative of the average thermal energy of a harmonic oscillator $\Theta(\omega, T) = \hbar\omega / (\exp(\hbar\omega/k_B T) - 1)$. The energy transmission coefficient $\mathcal{T}_p(\omega, k, d)$ between two planar bodies 1 and 2 can be expressed in terms of the Fresnel coefficients r_{ip} and t_{ip} (reflection and transmission coefficients for body i and polarization p) as [32]

$$\mathcal{T}_p(\omega, k, d) = \begin{cases} \frac{(1 - |r_{1p}|^2 - |t_{1p}|^2)(1 - |r_{2p}|^2 - |t_{2p}|^2)}{|D_p|^2}, & ck < \omega, \\ \frac{4 \text{Im}(r_{1p}) \text{Im}(r_{2p}) e^{-2|k_z|d}}{|D_p|^2}, & ck > \omega, \end{cases} \quad (8)$$

k_z being the z component of the wavevector and $D_p = 1 - r_{1p} r_{2p} e^{2ik_z d}$ a Fabry-Pérot denominator. In order to simplify the solution of the system of nonlinear differential equations (1)-(2), we replace the conductance $G(d, T)$ by a polynomial expansion with respect to the separation distance

$$G(d, T) = A_0 + A_1 d^{-1} + A_2 d^{-2}, \quad (9)$$

where $A_0 = 10.9 \text{ W m}^{-2} \text{ K}^{-1}$, $A_1 = 0 \text{ W m}^{-1} \text{ K}^{-1}$ and $A_2 = 3.61 \times 10^{-12} \text{ W K}^{-1}$ are the fitting parameters calculated from the exact expression of heat flux.

In order to demonstrate the existence of bistability we investigate the spatio-temporal evolution of displacement and temperature profiles by solving numerically the differential system (1)-(2). The complexity of this system does not allow to derive analytically an existence criteria of bistability. However, it is clear that the equilibrium temperature of the beam must be close to the critical temperature of the MIT material. Therefore the temperatures of substrate, wall and thermal bath must not be all above or below T_c . To solve numerically the system of non-linear coupled differential equation we use a finite-difference method based on a implicit scheme [33, 34]. Concerning the geometric parameters, we choose values ($\delta = 1 \mu\text{m}$, $L = 360 \mu\text{m}$, $h_1 = 90 \text{ nm}$ for the VO_2 layer, $h_2 = 910 \text{ nm}$ for the SiO_2 layer, whereas the length of the substrate is $l = 30 \mu\text{m}$, placed at distance $d_0 = 200 \text{ nm}$ from the x axis) to ensure a relative balance between the magnitude of heat flux exchanged in far and near field. For SiO_2 we use $E_2 = 68 \text{ GPa}$, $C_2 = 730 \text{ J K}^{-1} \text{ kg}^{-1}$, $\rho_2 = 2650 \text{ kg m}^{-3}$, $\alpha_2 = 8 \times 10^{-6} \text{ K}^{-1}$, and the optical data given in Ref. [25]. For VO_2 , we take $C_1 = 344 \text{ J K}^{-1} \text{ kg}^{-1}$, $\rho_1 = 4570 \text{ kg m}^{-3}$ and $E_1 = 85 \text{ GPa}$ since it does not vary significantly with the phase [35]. In order to describe the temperature dependence of the physical property a_1 of VO_2 [$a_1 \in \{\alpha_1, \kappa_1, \epsilon_1\}$, ϵ_1 being the emissivity] around T_c we use the smoothing function

$$S(T, T_c, \beta) = \frac{1}{1 + e^{-2\beta(T - T_c)}}, \quad (10)$$

where β is a parameter allowing to adjust the smoothness in the transition region between the dielectric and the metallic phases. In terms of this function, the physical

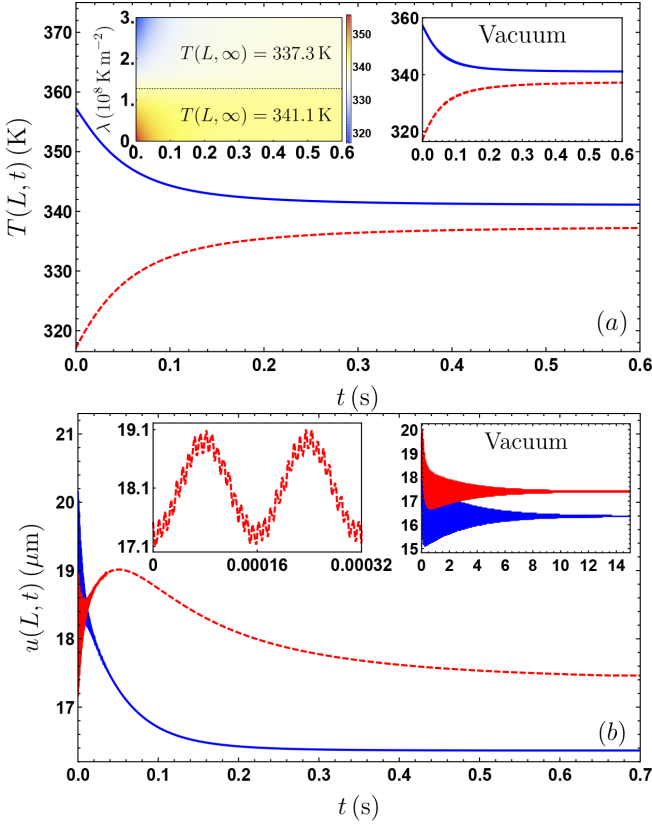


FIG. 2. Time evolution of the (a) temperature and (b) displacement of the free end of the cantilever. The main part of the both plots refers to an evolution in air, the right insets in vacuum. The red-dashed curves are the lower-temperature solutions obtained for $\lambda = -0.1 \times 10^8 \text{ K m}^{-2}$, the blue-solid curves the upper-temperature solutions obtained for $\lambda = 3 \times 10^8 \text{ K m}^{-2}$. The left inset of panel (a) describes the time evolution of $T(L, t)$ as a function of the parameter λ associated to the initial temperature profile (see main text for details). The left inset of panel (b) gives the time evolution of $u(L, t)$ in air over a shorter timescale.

quantity a_1 is given by

$$a_1(T) = a_{1d} + S(T, T_c, \beta)(a_{1m} - a_{1d}), \quad (11)$$

where a_{1d} and a_{1m} are the properties in the dielectric and metallic phase, respectively. For film thicknesses of few dozens of nm the transition generally occurs over a temperature interval of few degrees. We assume here a range of approximately 10 degrees which corresponds to the value $\beta = 0.5 \text{ K}^{-1}$. As for the physical quantities associated with VO_2 they are [18, 26] $\alpha_{1d} = 26.4 \times 10^{-6} \text{ K}^{-1}$, $\kappa_{1d} = 3.6 \text{ W m}^{-1} \text{ K}^{-1}$, $\epsilon_{1d} = 0.8$ in the dielectric phase and $\alpha_{1m} = 17.1 \times 10^{-6} \text{ K}^{-1}$, $\kappa_{1m} = 3.6 \text{ W m}^{-1} \text{ K}^{-1}$, $\epsilon_{1m} = 0.1$ in the metallic phase. Finally, the damping factor γ is defined in terms of the oscillator quality factor Q as [36] $\gamma = 3.52 Q^{-1} L^{-2} \sqrt{EI\mu}$. It depends on the surrounding environment and on the first natural frequency of the cantilever. For a cantiver embedded in vacuum and

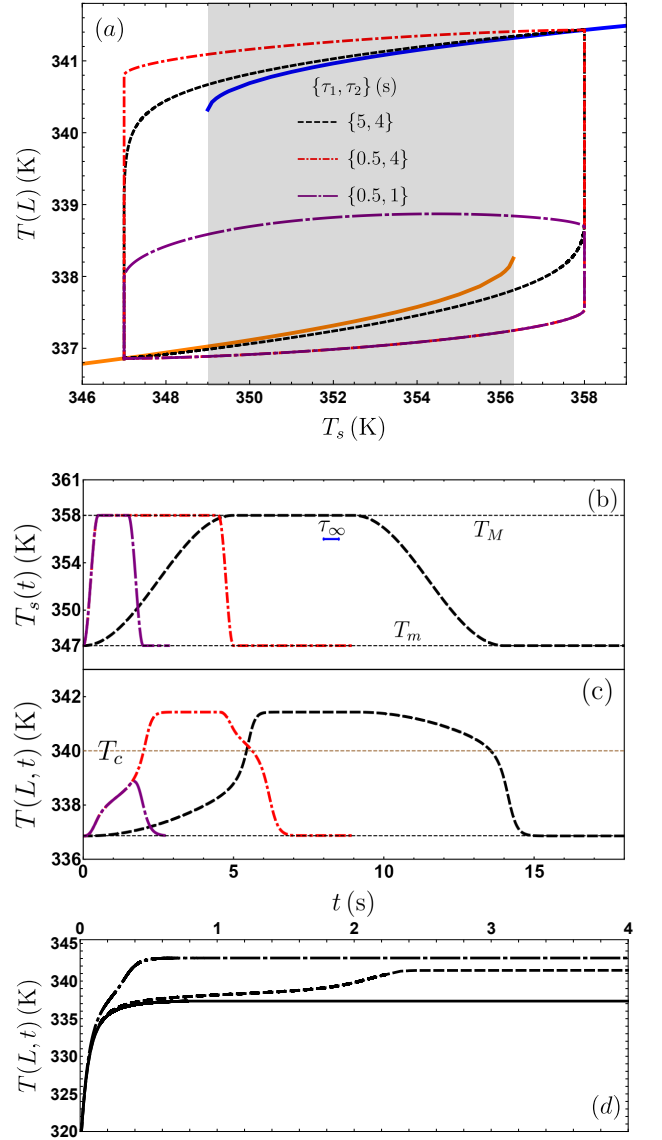


FIG. 3. (a) Phase diagram of the time-dependent temperature $T(L, t)$ of the free end of the cantilever as a function of the substrate temperature $T_s(t)$. The three different curves correspond to different profiles of $T_s(t)$ (see legend). The blue and orange solid curves correspond the steady-state solutions for $T(L)$ associated with each value of T_s . (b) Imposed time dependence of the substrate temperature T_s (see text for functional dependence). The blue segment represents the decay timescale τ_c . (c) Time evolution of $T(L)$ as a function of time [same color scheme as in panel (a)]. The horizontal brown dashed line represents the critical temperature T_c . (d) Time evolution of $T(L)$ for constant T_s equal to 353 K (solid), 358 K (dashed) and 400 K (dot-dashed).

in air the quality factors are $Q \approx 100$ and $Q \approx 50000$ [36], respectively.

In Fig. 2 we show the time evolution of $T(L, t)$ and $u(L, t)$ for the temperatures $\{T_e, T_w, T_s\} = \{300, 356, 353\} \text{ K}$, with the boundary conditions $u(x, 0) =$

$g(x) = 135 \text{ m}^{-1}x^2$ and $T(x, 0) = f(x) = \lambda x^2 - 2\lambda Lx + T_w$, where λ is an adjustable parameter. Notice that a parabolic initial temperature profile is similar to the type of solution we get in steady-state regime. We observe in Fig. 2 that for two different values of λ [$\lambda = -0.1 \times 10^8 \text{ K m}^{-2}$ (blue curves) and $\lambda = 3 \times 10^8 \text{ K m}^{-2}$ (red curves)], that is for two different initial temperature profiles, the system evolves to two distinct stable solutions, thus demonstrating its bistability. More specifically, we show in the left inset of Fig. 2(a) that, as function of λ , only two stationary solutions for $T(L, t)$ are obtained. Since the surrounding medium only affects the oscillator damping and does not modify its asymptotic behavior, the steady-state solutions are the same both in vacuum and in air. We also observe that the steady state is reached after almost the same time interval ($\tau_\infty \approx 0.5 \text{ s}$) in both cases. This time is in agreement with the decay timescale $\tau_c = \rho CL^2/\kappa \approx 0.14 \text{ s}$ which can be extracted from a simple dimensional analysis of the energy-balance equation. The behavior of the displacement $u(L, t)$ is more interesting, and contrarily to the temperature evolution it clearly depends on the surrounding medium. Although the time needed both in air and in vacuum to reach the asymptotic regime is still τ_∞ , the displacement oscillates differently in vacuum and in air. As shown in the left inset of Fig. 2(b), we clearly observe two oscillation frequencies, corresponding to the first and third natural frequencies of the cantilever, $\omega_1 = 3.52 L^{-2} \sqrt{EI/\mu}$ and $\omega_3 = 61.7 L^{-2} \sqrt{EI/\mu}$. Since the decay time τ_{ω_i} of these oscillations is proportional to the quality factor ($\tau_{\omega_i} = 2Q/\omega_i$) the longest decay timescales in air and vacuum are, respectively, $\tau_{\omega_1}^{\text{air}} = 5.1 \times 10^{-3} \text{ s}$, and $\tau_{\omega_1}^{\text{vacuum}} = 2.5 \text{ s}$. As expected, the damping of the oscillations is stronger in air than in vacuum.

We now explore the possibility of using the bistability, identified so far only for a specific configuration, to produce a hysteretic behavior with respect to an external control parameter. A natural parameter is the substrate temperature T_s or the wall temperature T_w (modifiable tuned using for instance Peltier elements or external laser sources). Here we will focus on T_s as a control parameter. We start by identifying numerically the range for this temperature over which the bistability is present. To this aim, we perform numerical calculations keeping all the parameters, except T_s , unchanged. The steady solutions for $T(L)$ are represented by the blue and orange solid lines in Fig. 3(a). We clearly see that, when T_s lies in the range $[349, 356.3] \text{ K}$ [gray zone in Fig. 3(a)], we observe a bistable behavior, while for values of T_s outside this range we only get one stable solution. As suggested by the curves plotted in Fig. 3(a), a time variation of T_s allows to switch from one stable solution to the other one through a hysteresis loop. Of course, this possibility strongly depends on the specific time dependence of T_s , and in particular on the comparison between the typical timescale over which T_s is tuned and the relaxation

time τ_c of our system. To get a deeper insight into this aspect, we let T_s vary according to the time-dependent function represented in Fig. 3(b). We start from a minimum temperature $T_m = 347 \text{ K}$ and from $t = 0 \text{ s}$ to $t = \tau_1$ we increase the value of T_s up to its maximum $T_M = 358 \text{ K}$ through the growing branch of the function $(T_M - T_m)(1 - \cos[\pi t/\tau_1])/2$. We then keep $T_s = T_M$ during a time interval τ_2 to finally go down to T_m over a time interval τ_1 through the descending branch of the function $(T_M - T_m)(1 - \cos[\pi(t - \tau_2)/\tau_1])/2$.

In Fig. 3 we describe the evolution of $T(L)$ as a function of T_s when this one is modulated at different timescales [see Fig. 3(b)]. When the period of modulation is smaller than the time of thermal relaxation of the cantilever, the latter is not sufficiently heated up to transit into its metallic phase [dot-long-dashed curve in Fig. 3(c)]. On the contrary, with a slower thermal excitation the system is able to perform the transition and its temperature switches from the lower stable solution to the upper one beyond T_c .

The two stable solutions plotted in Fig. 3(a) correspond to a net heat flux which is locally convex in the $(T_s, T(L))$ plane. In Fig. 3(d) we also demonstrate the presence of an unstable solution. The time evolution of $T(L, t)$ is plotted for three fixed values of $T_s = 353, 358, 400 \text{ K}$, assuming that the initial temperature profile is $T(x, 0) = f(x)$ with $\lambda = 3 \times 10^8 \text{ K m}^{-2}$. For $T_s = 353 \text{ K}$ ($T_s = 400 \text{ K}$) we observe the expected convergence to the lower (upper) solution on a timescale $\approx \tau_c$. Differently, for $T_s = 358 \text{ K}$ we highlight an intermediate plateau before the system converges to its unique steady-state solution. This is a signature of the fact that T_s is still close to the region where two solutions exist, and is analogous to the saddle-point behavior already observed in Ref. [6].

A direct application of this thermomechanical bistability is the thermal treatment of information. It is straightforward to see that such a system can operate as a NOT gate when the control parameter T_s is the input of the gate and $T(L)$ its boolean output. If we define a thermal state ‘0’ as the state where T_s is close to T_m and a thermal state ‘1’ as the state where T_s is close to T_M [by defining appropriate threshold temperatures] and on the other hand two states ‘1’ and ‘0’ when $T(L) < T_c$ (larger bending) and $T(L) > T_c$ (smaller bending), then the cantilever behaves like a NOT gate. The coupling of such oscillators and their control with multiple input parameters could allow to define more complex logical operations.

We have shown that a phase-transition cantilever in a scenario out of thermal equilibrium may have a bistable thermomechanical behavior. We have demonstrated that its temperature profile can be driven by external heat flux and switched from one stable state to another paving thus the way to basic logical operations using external thermal control parameters. Several open questions remain to be

explored at a fundamental level, including the thermal preparation of oscillators, their coupling with other oscillators and their scalability to operate at different time and spatial scales.

The authors are grateful to Prof. Pietro Salvini for very fruitful discussions.

* marta.reina@institutoptique.fr

- [1] B. Li, L. Wang, and G. Casati, *Thermal Diode: Rectification of Heat Flux*, Phys. Rev. Lett. **93**, 184301 (2004).
- [2] C. W. Chang, D. Okawa, A. Majumdar, and A. Zettl, *Solid-State Thermal Rectifier*, Science **314**, 1121 (2006).
- [3] B. Li, L. Wang, and G. Casati, *Negative differential thermal resistance and thermal transistor*, Appl. Phys. Lett. **88**, 143501 (2006).
- [4] N. Li, J. Ren, L. Wang, G. Zhang, P. Hänggi, and B. Li, *Colloquium: Phononics: Manipulating heat flow with electronic analogs and beyond*, Rev. Mod. Phys. **84**, 1045 (2012).
- [5] P. Ben-Abdallah and S.-A. Biehs, *Near-Field Thermal Transistor*, Phys. Rev. Lett. **112**, 044301 (2014).
- [6] V. Kubyskiy, S.-A. Biehs, and P. Ben-Abdallah, *Radiative Bistability and Thermal Memory*, Phys. Rev. Lett. **113**, 074301 (2014).
- [7] P. Ben-Abdallah and S.-A. Biehs, *Towards Boolean operations with thermal photons*, Phys. Rev. B **94**, 241401(R) (2016).
- [8] P. Ben-Abdallah, S.-A. Biehs, and K. Joulain, *Many-Body Radiative Heat Transfer Theory*, Phys. Rev. Lett. **107**, 114301 (2011).
- [9] R. Messina, M. Tschikin, S.-A. Biehs, and P. Ben-Abdallah, *Fluctuation-electrodynamics theory and dynamics of heat transfer in systems of multiple dipoles*, Phys. Rev. B **88**, 104307 (2013).
- [10] R. Messina and M. Antezza, *Scattering-matrix approach to Casimir-Lifshitz force and heat transfer out of thermal equilibrium between arbitrary bodies*, Phys. Rev. A **84**, 042102 (2011).
- [11] L. Zhu and S. Fan, *Persistent Directional Current at Equilibrium in Nonreciprocal Many-Body Near Field Electromagnetic Heat Transfer*, Phys. Rev. Lett. **117**, 134303 (2016);
- [12] R. M. A. Ekeroth, A. Garcia-Martin, and J. C. Cuevas, *Thermal discrete dipole approximation for the description of thermal emission and radiative heat transfer of magneto-optical systems*, Phys. Rev. B **95**, 235428 (2017).
- [13] B. Müller, R. Incardone, M. Antezza, T. Emig, and M. Krüger, *Many-body heat radiation and heat transfer in the presence of a nonabsorbing background medium*, Phys. Rev. B **95**, 085413 (2017).
- [14] L. Zhu, Y. Guo, and S. Fan, *Theory of many-body radiative heat transfer without the constraint of reciprocity*, Phys. Rev. B **97**, 094302 (2018).
- [15] I. Latella, P. Ben-Abdallah, S.-A. Biehs, M. Antezza, and R. Messina, *Radiative heat transfer and nonequilibrium Casimir-Lifshitz force in many-body systems with planar geometry*, Phys. Rev. B **95**, 205404 (2017).
- [16] V. Balachandran, G. Benenti, E. Pereira, G. Casati, and D. Poletti, *Perfect Diode in Quantum Spin Chains*, Phys. Rev. Lett. **120**, 200603 (2018).
- [17] B. Kwon, M. Rosenberger, R. Bhargava, D. G. Cahill, and W. P. King, *Dynamic thermomechanical response of bimaterial microcantilevers to periodic heating by infrared radiation*, Rev. Sci. Instrum. **83**, 015003 (2012).
- [18] M. M. Qazilbash, M. Brehm, B. G. Chae, P.-C. Ho, G. O. Andreev, B. J. Kim, S. J. Yun, A. V. Balatsky, M. B. Maple, F. Keilmann, H. T. Kim, and D. N. Basov, *Mott Transition in VO₂ Revealed by Infrared Spectroscopy and Nano-Imaging*, Science **318**, 1750 (2007).
- [19] P. van Zwol, K. Joulain, P. Ben-Abdallah, and J. Chevrier, *Phonon polaritons enhance near-field thermal transfer across the phase transition of VO₂*, Phys. Rev. B **84**, 161413(R) (2011).
- [20] P. J. van Zwol, L. Ranno, and J. Chevrier, *Tuning Near Field Radiative Heat Flux through Surface Excitations with a Metal Insulator Transition*, Phys. Rev. Lett. **108**, 234301 (2012).
- [21] F. Menges, M. Dittbner, L. Novotny, D. Passarello, S. S. P. Parkin, M. Spieser, H. Riel, and B. Gotsmann, *Thermal radiative near field transport between vanadium dioxide and silicon oxide across the metal insulator transition*, Appl. Phys. Lett. **108**, 171904 (2016).
- [22] A. Fiorino, D. Thompson, L. Zhu, R. Mittapally, S.-A. Biehs, O. Bezencenet, N. El-Bondry, S. Bansropun, P. Ben-Abdallah, E. Meyhofer, and P. Reddy, *A Thermal Diode Based on Nanoscale Thermal Radiation*, ACS Nano **12**, 5774 (2018).
- [23] P. Ben-Abdallah, H. Benisty, and M. Besbes, *Switchable thermal antenna by phase transition*, J. Appl. Phys. **116**, 034306 (2014).
- [24] P. Ben-Abdallah and S.-A. Biehs, *Phase-change radiative thermal diode*, Appl. Phys. Lett. **103**, 191907 (2013).
- [25] *Handbook of Optical Constants of Solids*, edited by E. Palik (Academic Press, New York, 1998).
- [26] A. S. Barker, H. W. Verleur, and H. J. Guggenheim, *Infrared Optical Properties of Vanadium Dioxide Above and Below the Transition Temperature*, Phys. Rev. Lett. **17**, 1286 (1966).
- [27] R. J. Roark and W. C. Young, *Formulas for Stress and Strain*, 5th edn. (McGraw-Hill, New York, 1972).
- [28] J. Zhang, Z. Xiang, Y. Liu, and M. Xue, *Stability of Thermally Induced Vibration of a Beam Subjected to Solar Heating*, AIAA Journal **52**, 660 (2014).
- [29] J. Kidawa-Kukla, *Thermally induced vibration of a cantilever beam with periodically varying intensity of a heat source*, J. Appl. Math. Comput. Mech. **12**, 59 (2013).
- [30] C. Canetta, *Bi-material microcantilever-based thermal sensing techniques*, Ph.D. thesis, Columbia University, 2014.
- [31] S. M. Rytov, Y. A. Kravtsov, and V. I. Tatarskii, *Principles of Statistical Radiophysics*, Vol. 3 (Springer, New York, 1989).
- [32] K. Joulain, J.-P. Mulet, F. Marquier, R. Carminati, and J.-J. Greffet, *Surface electromagnetic waves thermally excited: Radiative heat transfer, coherence properties and Casimir forces revisited in the near field*, Surf. Sci. Rep. **57**, 59 (2005).
- [33] B. R. Dewey and R. Jacquot, *Solution Of Static And Dynamic Beam Bending And Static Buckling Problems Using Finite Differences And Matlab*, Proc. 109th ASME Annual Conference (2001).
- [34] H. Salani and H. Matlock, *A finite-element method for transverse vibrations of beams and plates*, Research Re-

- port Number 56-8 (University of Texas, 1967).
- [35] N. Sepúlveda, A. Rúa, R. Cabrera, and F. Fernández, *Young's modulus of VO₂ thin films as a function of temperature including insulator-to-metal transition regime*, Appl. Phys. Lett. **92**, 191913 (2008).
- [36] I. Chasiotis, in *Springer Handbook of Experimental Solid Mechanics*, edited by W. N. Sharpe (Springer, New York, 2008).