



HAL
open science

Monitoring the Ratio of two Normal Variables using Variable Sampling Interval EWMA control charts

Huu Du Nguyen, Kim Phuc Tran, Cédric Heuchenne

► **To cite this version:**

Huu Du Nguyen, Kim Phuc Tran, Cédric Heuchenne. Monitoring the Ratio of two Normal Variables using Variable Sampling Interval EWMA control charts. *Quality and Reliability Engineering International*, 2019, 10.1002/qre.2412 . hal-02562717

HAL Id: hal-02562717

<https://hal.science/hal-02562717>

Submitted on 4 May 2020

HAL is a multi-disciplinary open access archive for the deposit and dissemination of scientific research documents, whether they are published or not. The documents may come from teaching and research institutions in France or abroad, or from public or private research centers.

L'archive ouverte pluridisciplinaire **HAL**, est destinée au dépôt et à la diffusion de documents scientifiques de niveau recherche, publiés ou non, émanant des établissements d'enseignement et de recherche français ou étrangers, des laboratoires publics ou privés.

Monitoring the Ratio of two Normal Variables using Variable Sampling Interval EWMA control charts

Huu Du Nguyen¹, Kim Phuc Tran^{*2}, and Cédric Heuchenne³

¹Division of Artificial Intelligence, Dong A University, Danang, Vietnam

²Ecole Nationale Supérieure des Arts et Industries Textiles, GEMTEX Laboratory, BP 30329 59056 Roubaix Cedex 1, France,

^{*}Corresponding author. Email: kim-phuc.tran@ensait.fr

³HEC Management School, University of Liège, Liège 4000, Belgium

November 15, 2019

Abstract

We investigate in this paper a new type of control chart called VSI EWMA-RZ by integrating the variable sampling interval feature (VSI) with the exponentially weighted moving average (EWMA) scheme to monitor the ratio of two normal random variables. Because the distribution of the ratio is skewed, we suggest designing two separated one-sided charts instead of one two-sided chart. A new coefficient is introduced allowing us to be free to choose a sampling interval provided that it optimizes the performance of the control chart. We also make a direct comparison between the VSI EWMA-RZ charts and standard EWMA-RZ control charts. The numerical simulations show that the proposed charts outperform the standard EWMA charts in detecting process shifts. An application is illustrated for the implementation of the VSI EWMA-RZ control charts in the food industry.

Keyword EWMA; VSI; Ratio distribution; Markov chain; Statistical Process Control.

1 Introduction

One important concern in manufacturing process of any factory or company is to maintain the quality of their products as committed in agreements. This makes the quality inspection becomes a key step in the production process. Of course, these companies should not wait until the goods are mass-produced to check the quality of each product or batches of products

because it would be a huge waste if the batch are not up to standard. Instead, they wish to detect the abnormal products as well as the assignable causes that make the manufacturing out-of-control as soon as they occur. By this context, statistical process control (SPC) is an useful and efficient tool for monitoring the quality control process. Through control charts, the SPC helps manufactures to discover the abnormalities in the production line and fix this unexpected changes. As a consequence, the cost related to defective products will be reduced. Among the commonly used control charts, the exponentially weighted moving average (EWMA) chart type is proven to be effectively impressive in detecting small or moderate process shifts (Castagliola et al.¹). The faster detection of small mean shifts of EWMA chart type compared to classical Shewhart chart type is because it utilizes the information embedded in the entire sequence of samples instead of using only the latest update of process measurements. A number of research on monitoring a process are carried out based on EWMA control chart, see, Castagliola et al.²; Yeong et al.³; Castagliola et al.⁴ for more detail.

In a traditional way of designing a control chart, the sampling interval is supposed to be constant. The recent interests, however, convert into the use of control charts with variable sampling interval (VSI). That is to say, the sampling interval between two consecutive samples depends on the situation of the first sample. A short sampling interval is taken if a possible out-of-control situation of the plotted control statistic is indicated. Otherwise, a long sampling interval should be used. Since the amount of defective production is directly proportional to the time until detection, the overall quality of the process can be improved significantly by using the VSI control schemes. Various studies about the applications of VSI chart in recent years can be found in, for example, Yeong et al.³; Castagliola et al.⁵; Linna and Woodall⁶. It is important to consider that the VSI feature is just one among many other adaptive strategies to improve the performance of the original charts. Tagaras⁷ presented a comprehensive survey about the adaptive charts, including variable sample sizes (VSS), variable sampling intervals (VSI), variable control limit coefficients, and etc.

In reality, many processes require monitoring the ratio of two (or more) random variables. In food preparation industry, the correct balance of nutrition associated to the relative weights of two ingredients within a food recipe can affect the product specifications, see Celano et al.⁸. Also, it is important to strictly control the relative proportions of major ingredients of drugs in pharmaceutical industry to make sure that the drugs are safe and effective. In material manufacturing, a high performance of produced materials is ensured by keeping the percentage between their ingredients with additives in control. A general situation is mentioned in Celano and Castagliola⁹ when the change of a product quality characteristic measured

before and after a chemical or physical reaction is represented by the dimensionless ratio. More examples of the use of the ratio of random variables can be seen in Celano et al.⁸, Tran et al.¹⁰ Tran et al.¹¹. Nevertheless, there is not much SPC literature investigating monitoring the ratio of two variables since it is impossible to obtain an exact expression for the cumulative distribution function (*c.d.f.*) of the ratio while the probability density function (*p.d.f.*) is complicated, see Celano et al.⁸. Related to this topic, Öksoy et al.¹² presented a set of guidelines for the implementation of Shewhart type control charts monitoring the ratio of two normal variables in the glass industry. The statistical properties of a Shewhart chart for individual measurements (the Shewhart-RZ control chart) are discussed by Celano and Castagliola¹³. They also extended this work to subgroups consisting of $n > 1$ sample units where each of these units are allowed to change in size from one sample to another. Tran et al.¹⁰ incorporated Run Rules to the Shewhart-RZ control chart to make it more sensitive detecting small process shifts. The EWMA-RZ and the CUMSUM-RZ are investigated in Tran et al.¹⁴, Tran and Knoth¹⁵ and Tran et al.¹¹, respectively. In 2016, Tran et al.¹⁶ firstly considered Shewhart-RZ chart in the presence of measurement errors. In a general case when quantity of each component in a mixture of multiple components can be modeled as a random vector, monitoring the compositional data is needed and Tran et al.¹⁷ provided a control chart for this kind of data.

Due to many practical applications, it is necessary to design an efficient control chart so that it is able to quickly detect the ratio shifts. In this study we suggest integrating the VSI feature into the EWMA chart on monitoring the ratio of population means of a bivariate normal distribution. In fact, the EWMA control charts for monitoring this ratio (denoted by EWMA-RZ control charts) have already discovered by Tran et al.¹⁴ and the authors have shown that their proposed charts are more sensitive to the process shifts than other existing charts in the literature. This design, however, is based on fixed sampling interval (FSI) type chart, which is demonstrated to be slower than VSI type chart in detecting process changes. Therefore, VSI EWMA-RZ presented in our research can be considered as a logical extension of the fixed scheme. The numerical results show that the VSI EWMA-RZ type chart outperforms significantly the original EWMA-RZ type chart.

The remainder of the paper is organized as follows: in Section 2, a brief review of the sample distribution of the ratio of two normal variables is recalled. The two one-sided VSI EWMA-RZ charts are defined in Section 3, while formula for average time to signal (*ATS*) is presented in Section 4 using a Markov Chain-based approach. Section 5 is devoted to optimizing design parameters. An illustrative example from the real industrial data is provided to show the implementation of VSI EWMA-RZ control charts in

Section 6. Some concluding remarks are given in Section 7.

2 A brief review of the distribution of the sample of the ratio

Let $\mathbf{W} = (X, Y)^T$ is a bivariate normal random vector with mean vector

$$\boldsymbol{\mu}_{\mathbf{W}} = \begin{pmatrix} \mu_X \\ \mu_Y \end{pmatrix} \quad (1)$$

and variance-covariance matrix

$$\boldsymbol{\Sigma}_{\mathbf{W}} = \begin{pmatrix} \sigma_X^2 & \rho\sigma_X\sigma_Y \\ \rho\sigma_X\sigma_Y & \sigma_Y^2 \end{pmatrix}. \quad (2)$$

In this definition, ρ is the correlation coefficient between two components X and Y ; μ_X and σ_X are the mean and the variance of X while μ_Y and σ_Y are the mean and the variance of Y . The coefficients of variation of two variables X and Y are then defined by $\gamma_X = \frac{\sigma_X}{\mu_X}$ and $\gamma_Y = \frac{\sigma_Y}{\mu_Y}$; the standard-deviation ratio between them is $\omega = \frac{\sigma_X}{\sigma_Y}$.

The ratio of X to Y , $Z = \frac{X}{Y}$, is in our interest. Although there are a number of study about the distribution of the ratio of two normal variables, for example Geary¹⁸ and Hayya et al.¹⁹, Cedilnik et al.²⁰ and Pham-Gia et al.²¹, the closed-form expression for its distribution has not been given yet. Instead, the distribution of Z can be well approximated by using an approach similar to the one suggested by Geary¹⁸, Hayya et al.¹⁹ and Celano and Castagliola¹³. In this paper, we will resort to a following approximation of the *c.d.f.* of Z :

$$F_Z(z|\gamma_X, \gamma_Y, \omega, \rho) \simeq \Phi\left(\frac{A}{B}\right), \quad (3)$$

where $\Phi(\cdot)$ is the *c.d.f.* of the standard normal distribution; A and B are functions of z , γ_X , γ_Y , ω and ρ , i.e.

$$A = \frac{z}{\gamma_Y} - \frac{\omega}{\gamma_X}, \quad (4)$$

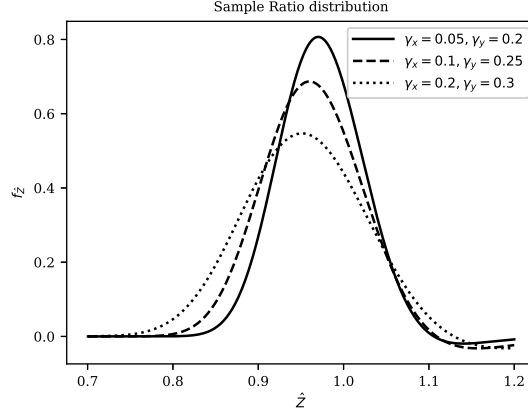
$$B = \sqrt{\omega^2 - 2\rho\omega z + z^2}. \quad (5)$$

The *p.d.f.* of Z can be approximated by

$$f_Z(z|\gamma_X, \gamma_Y, \omega, \rho) \simeq \left(\frac{1}{B\gamma_Y} - \frac{(z - \rho\omega)A}{B^3}\right) \times \phi\left(\frac{A}{B}\right), \quad (6)$$

where $\phi(\cdot)$ is the *p.d.f.* of the standard normal distribution, see Celano and Castagliola¹³. In Figure 1, the *p.d.f.* of Z is displayed with different

Figure 1: Approximate density function of two random normal variables



parameters. The inverse distribution function (*i.d.f.*) of Z is obtained by inverting the *c.d.f.* of Z in (3), leading to

$$F_Z^{-1}(p|\gamma_X, \gamma_Y, \omega, \rho) \simeq \begin{cases} \frac{-C_2 - \sqrt{C_2^2 - 4C_1C_3}}{2C_1} & \text{if } p \in (0, 0.5], \\ \frac{-C_2 + \sqrt{C_2^2 - 4C_1C_3}}{2C_1} & \text{if } p \in [0.5, 1), \end{cases} \quad (7)$$

where C_1 , C_2 and C_3 are functions of p , γ_X , γ_Y , ω and ρ , i.e.

$$C_1 = \frac{1}{\gamma_Y^2} - (\Phi^{-1}(p))^2, \quad (8)$$

$$C_2 = 2\omega \left(\rho(\Phi^{-1}(p))^2 - \frac{1}{\gamma_X\gamma_Y} \right), \quad (9)$$

$$C_3 = \omega^2 \left(\frac{1}{\gamma_X^2} - (\Phi^{-1}(p))^2 \right), \quad (10)$$

and where $\phi^{-1}(\cdot)$ stands for the *i.d.f.* of the standard normal distribution.

The ratio Z is monitored in practice by firstly collecting a sample of n independent couples $\{\mathbf{W}_{i,1}, \mathbf{W}_{i,2}, \dots, \mathbf{W}_{i,n}\}$ at each sampling period $i = 1, 2, \dots$, where $\mathbf{W}_{i,j} = (X_{i,j}, Y_{i,j})^T \sim N(\boldsymbol{\mu}_{\mathbf{W},i}, \boldsymbol{\Sigma}_{\mathbf{W},i})$, $j = 1, \dots, n$. That is to say, each $\mathbf{W}_{i,j}$ is a bivariate normal random vector with mean vector

$$\boldsymbol{\mu}_{\mathbf{W},i} = \begin{pmatrix} \mu_{X,i} \\ \mu_{Y,i} \end{pmatrix} \quad (11)$$

and variance-covariance matrix

$$\boldsymbol{\Sigma}_{\mathbf{W},i} = \begin{pmatrix} \sigma_{X,i}^2 & \rho\sigma_{X,i}\sigma_{Y,i} \\ \rho\sigma_{X,i}\sigma_{Y,i} & \sigma_{Y,i}^2 \end{pmatrix}. \quad (12)$$

Following the discussion in Celano and Castagliola¹³, some assumptions are supposed for the collected samples. The first assumption is about the linear relationship between the mean and the standard deviation of X and Y . Because many quality characteristics have a dispersion proportional to the population mean, it is practical to use a known and constant coefficient of variation of both X and Y . That means the equations $\sigma_{X,i} = \gamma_X \times \mu_{X,i}$ and $\sigma_{Y,i} = \gamma_Y \times \mu_{Y,i}$ hold for every i . The second one is that the ratio $\frac{\mu_{X,i}}{\mu_{Y,i}}$ is equal to z_0 for every samples provided that the process is in-control. Also, the sample units are permitted to be free to change from sample to sample, i.e. it is not necessary to impose the constraints $\mu_{\mathbf{W},i} = \mu_{\mathbf{W},k}$ and $\Sigma_{\mathbf{W},i} = \Sigma_{\mathbf{W},k}$ for $i \neq k$. Then, the observed statistic is

$$\hat{Z}_i = \frac{\hat{\mu}_{X,i}}{\hat{\mu}_{Y,i}} = \frac{\bar{X}_i}{\bar{Y}_i} = \frac{\sum_{j=1}^n X_{i,j}}{\sum_{j=1}^n Y_{i,j}}, i = 1, 2, \dots \quad (13)$$

Based on the *c.d.f.* and the *i.d.f.* of Z , Celano and Castagliola¹³ deduced the *c.d.f.* and the *i.d.f.* of \hat{Z}_i as follows:

$$F_{\hat{Z}_i}(z|n, \gamma_X, \gamma_Y, z_0, \rho_0) = F_Z\left(z \left| \frac{\gamma_X}{\sqrt{n}}, \frac{\gamma_Y}{\sqrt{n}}, \frac{z_0 \gamma_X}{\gamma_Y}, \rho_0 \right.\right), \quad (14)$$

$$F_{\hat{Z}_i}^{-1}(p|n, \gamma_X, \gamma_Y, z_0, \rho_0) = F_Z^{-1}\left(p \left| \frac{\gamma_X}{\sqrt{n}}, \frac{\gamma_Y}{\sqrt{n}}, \frac{z_0 \gamma_X}{\gamma_Y}, \rho_0 \right.\right). \quad (15)$$

3 Implementation of VSI EWMA-RZ control charts

Since the distribution of Z is non-symmetric, we investigate in this paper two separate one-sided VSI EWMA-RZ control charts. We firstly recall FSI EWMA-RZ control charts suggested in Tran et al.¹⁴ as follows.

- An upward EWMA chart for detecting the increase in the ratio that monitors the statistic

$$Y_i^+ = \max(z_0, (1 - \lambda^+)Y_{i-1}^+ + \lambda^+ \hat{Z}_i) \quad (16)$$

with the single upper control limit is $UCL^+ = H_U \times z_0$ and the initial value $Y_0^+ = z_0$. The corresponding lower control limit is $LCL^+ = z_0$.

- A downward EWMA chart for detecting the decrease in the ratio that monitors the statistic

$$Y_i^- = \min(z_0, (1 - \lambda^-)Y_{i-1}^- + \lambda^- \hat{Z}_i) \quad (17)$$

with the single lower control limit is $LCL^- = H_D \times z_0$ and the initial value $Y_0^- = z_0$. The corresponding upper control limit is $UCL^- = z_0$.

In this definition, $\lambda^+ \in (0, 1]$ and $H_U > 1$ ($\lambda^- \in (0, 1]$ and $H_D < 1$) are the smoothing and chart parameters of the upward (downward) chart, respectively. It is proven that the EWMA-RZ chart is sensitive to small and moderate shifts. In comparison with others, however, it is less sensitive toward large shifts. The incorporation of the VSI feature into EWMA-RZ chart is then expected to improve this insensitivity toward large shifts and increase the performance of the charts.

In the VSI EWMA-RZ control charts, the control limits $UCL^+ = H_U \times z_0$ and $LCL^- = H_D \times z_0$ are hold the same as those in original FSI charts. The difference is that the sampling interval, i.e., the time between two successive samples Z_i and Z_{i+1} , is allowed to vary based on the current value of Y_i^+ or Y_i^- . For the upward (downward) control chart, a longer sampling interval, h_L , is used when the control statistic falls within region $[z_0, UWL^+]$ ($[LWL^-, z_0]$), in which

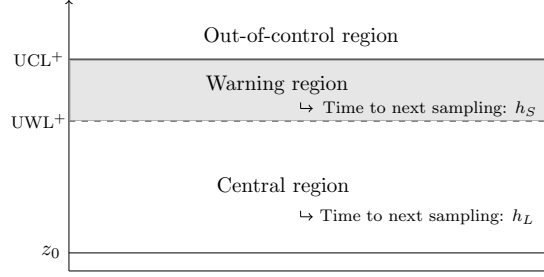
- $UWL^+ = z_0 + R_U(UCL^+ - z_0)$ is the upper warning limit,
- $LWL^- = z_0 - R_D(z_0 - LCL^-)$ is the lower warning limit.

Similarly, the short sampling interval, h_S , is used when the control statistic falls within the region $[UWL^+, UCL^+]$ (upward case) and $[LCL^-, LWL^-]$ (downward case). Moreover, an out-of-control signal is given at time i if $Z_i^+ > UCL^+$ for the upward chart or $Z_i^- < LCL^-$ for downward chart. Thus, in VSI EWMA-RZ scheme, the control interval is separated into three regions: the "safe" or central region, the warning region and the out-of-control region. Figure 2 illustrates a graphical view of the operation of the upward VSI EWMA-RZ chart. The warning limit UWL^+ or LWL^- are defined through the new parameters $R_U \in (0, 1)$ or ($R_D \in (0, 1)$). These new parameters are called the warning limit coefficients. They represent the relation between warning region and safe region in the sense that the smaller are the values of R_U or R_D , the smaller is the "safe region" compared to warning region.

4 Design of optimal VSI EWMA-RZ control charts

Suppose that the occurrence of an assignable cause shifts the in-control ratio z_0 to $z_1 = \tau \times z_0$, where $\tau > 0$ is the shift size. The values $\tau < 1$ correspond to the decrease of the nominal ratio z_0 , while the values $\tau > 1$ represent the increase of the nominal ratio z_0 . When the process shifts to the out-of-control condition, the coefficient of correlation can be shifted from $\rho = \rho_0$ to $\rho = \rho_1$. We firstly discuss in this Section a method to compute the average of the zero-state time to signal for the two one-sided VSI EWMA-RZ control charts. The ATS counts the expected time before a control chart signals an out-of-control condition after the occurrence of an assignable cause or the

Figure 2: Three regions of the upward VSI EWMA-RZ control charts



issue of a false alarm. When a process runs in-control, it is denoted by ATS_0 ; otherwise, it is denoted by ATS_1 . By its meaning, it is desirable to design a chart with smaller ATS_1 while the ATS_0 is still the same in comparison with others. For a FSI model, the ATS is a multiple of the ARL since the sampling interval h_F is fixed, namely,

$$ATS^{\text{FSI}} = h_F \times ARL^{\text{FSI}}. \quad (18)$$


For a VSI model, the ATS is defined as:

$$ATS^{\text{VSI}} = E(h) \times ARL^{\text{VSI}}. \quad (19)$$

where $E(h)$ is the average sampling interval.

The ATS measure is calculated using the discrete Markov chain approach proposed by Brook and Evans²². The method is performed by partitioning the control interval into a finite set of p sub-intervals corresponding to $p+2$ states of the Markov chain. The width of each sub-interval is 2δ where $\delta = \frac{UCL^+ - 1}{2p}$ ($\delta = \frac{1 - LCL^-}{2p}$). The value of p is chosen so that each midpoint H_j , $j = 1, \dots, p$ can be considered as the representative of the sub-interval $(H_j - \delta, H_j + \delta]$. Figure 3 illustrates this subdivision for upward chart (without loss of generality, in the remaining part of this paper we suppose that $z_0 = 1$.) Among $p+2$ states of Markov chain in the Figure 3, the state 0 is corresponding to the line H_0 , the in-control transient state j corresponds to the j^{th} sub-intervals, $j = 1, \dots, p$ while the state $p+2$ is out-of-control or absorbing state. If the statistic Y_i^+ or Y_i^- fall into the sub-interval j , the Markov chain is in the transient state j for sample i ; if not, the chain reaches absorbing state. The transition probability matrix \mathbf{P} of this discrete

Figure 3: Sub-division of the control interval of upward chart into p sub-intervals of width 2δ .



Markov chain is

$$\mathbf{P} = \begin{pmatrix} \mathbf{Q} & \mathbf{r} \\ \mathbf{0}^T & 1 \end{pmatrix} = \begin{pmatrix} Q_{0,0} & Q_{0,1} & \cdots & Q_{0,p} & r_0 \\ Q_{1,0} & Q_{1,1} & \cdots & Q_{1,p} & r_1 \\ \vdots & \vdots & & & \vdots \\ Q_{p,0} & Q_{p,1} & \cdots & Q_{p,p} & r_p \\ 0 & 0 & \cdots & 0 & 1 \end{pmatrix}.$$

In the above formula, \mathbf{Q} is the $(p+1, p+1)$ matrix of transient probabilities, $\mathbf{0} = (0, 0, \dots, 0)^T$ and the $(p+1)$ vector \mathbf{r} satisfies $\mathbf{r} = (\mathbf{1} - \mathbf{Q}\mathbf{1})$ (row probabilities must sum to 1) with $\mathbf{1} = (1, 1, \dots, 1)^T$. Denote \mathbf{q} the $(p+1, 1)$ vector of initial probabilities associated with the $p+1$ transient states, i.e., $\mathbf{q} = (q_0, q_1, \dots, q_p)^T$. The generic element $Q_{i,j}$, $i = 0, 1, \dots, p$, of the matrix \mathbf{Q} of transient probabilities is defined by

- if $j = 0$,

$$\text{for the upward chart : } Q_{i,0} = F_{\hat{Z}_i} \left(\frac{1-(1-\lambda^+)H_i}{\lambda^+} \middle| n, \gamma_X, \gamma_Y, z_1, \rho_1 \right), \quad (20)$$

$$\text{for the downward chart : } Q_{i,0} = 1 - F_{\hat{Z}_i} \left(\frac{1-(1-\lambda^-)H_i}{\lambda^-} \middle| n, \gamma_X, \gamma_Y, z_1, \rho_1 \right); \quad (21)$$

- if $j = 1, 2, \dots, p$, for both cases,

$$Q_{i,j} = F_{\hat{Z}_i} \left(\frac{H_j + \delta - (1-\lambda)H_i}{\lambda} \middle| n, \gamma_X, \gamma_Y, z_1, \rho_1 \right) - F_{\hat{Z}_i} \left(\frac{H_j - \delta - (1-\lambda)H_i}{\lambda} \middle| n, \gamma_X, \gamma_Y, z_1, \rho_1 \right), \quad (22)$$

where $F_{\hat{Z}_i}(\cdot)$ is the *c.d.f.* of \hat{Z}_i as defined in (3) while λ is either λ^+ or λ^- , corresponding to upward or downward case. Also, the vector \mathbf{q} of initial probabilities, concerning the zero-state condition, is equal to $\mathbf{q} = (1, 0, \dots, 0)$.

The formula of *ATS* is suggested by Saccucci et al.²³ as

$$ATS = \mathbf{q}^T (\mathbf{I} - \mathbf{Q})^{-1} \mathbf{g}, \quad (23)$$

where \mathbf{I} is the identity matrix, \mathbf{g} is the vector of sampling intervals corresponding to the discretized states of the Markov chain. The element g_j of the vector \mathbf{g} is the sampling interval when the control statistic is in the state j (denoted by H_j). That is to say,

$$g_j = \begin{cases} h_S & \text{if } H_j \in [UWL^+, UCL^+] \text{ or } H_j \in [LCL^-, LWL^-] \\ h_L & \text{if } H_j \in [z_0, UWL^+] \text{ or } H_j \in [LWL^-, z_0] \end{cases}. \quad (24)$$

From the equations (19) and (23), the expected sampling interval $E(h)$ is calculated by

$$E(h) = \frac{\mathbf{q}^T (\mathbf{I} - \mathbf{Q})^{-1} \mathbf{g}}{\mathbf{q}^T (\mathbf{I} - \mathbf{Q})^{-1} \mathbf{1}}, \quad (25)$$

where the denominator in (25) is the formula for *ARL* as in Brook and Evans²².

It is quite often that the constant sampling interval in FSI control charts is supposed to be time unit, i.e. $h_F = 1$. As a result, $ATS_0^{FSI} = ARL_0$. A fair comparison between two types of control charts is made by constraining the same in-control values of both average time to signal ATS_0 and average sampling interval $E_0(h)$. Saccucci et al.²³ insisted that using two sampling intervals is optimal for detecting a specified shift of the process target value or any control scheme that can be represented as a Markov chain. A fixed couple (h_S, h_L) is then typically used which is chosen from a suggested list as in Yeong et al.³ and Castagliola et al.⁵. Because h_S represents the shortest feasible time interval between subgroups from the process Castagliola et al.¹, it is quite reasonable to fix the value of h_S according to the manufacturing conditions. However, it seems not practical to fix the value of h_L . Once the control statistic drops into central region, the process is still 'in safe' and the next sampling interval can be free to choose as long as it does not affect the performance of the chart. For this reason, we suggest to fix the warning limit coefficient $R_U(R_D)$. Once the control limit is defined, the value of warning limit is determined given the value of $R_U(R_D)$. The optimal parameters now is (λ^+, H_U, h_L) for upward chart and (λ^-, H_D, h_L) for downward chart, using fixed values of h_S . Given the size τ , we find out the combination $(\lambda^{+*}, H_U^*, h_L^*)$ or $(\lambda^{-*}, H_D^*, h_L^*)$ such that

- for downward chart,

$$(\lambda^{+*}, H_U^*, h_L^*) = \underset{(\lambda^+, H_U, h_L)}{\operatorname{argmin}} AT S(n, \lambda^+, H_U, R_U, \rho, \gamma_X, \gamma_Y, \tau, h_L, h_S) \quad (26)$$

subject to the constraint

$$\begin{cases} AT S(n, \lambda^{+*}, H_U^*, R_U, \rho, \gamma_X, \gamma_Y, \tau = 1, h_L^*, h_S) = AT S_0 \\ E_0(h) = 1 \end{cases} \quad ; \quad (27)$$

- for upward chart,

$$(\lambda^{-*}, H_D^*, h_L^*) = \underset{(\lambda^-, H_D, h_L)}{\operatorname{argmin}} AT S(n, \lambda^-, H_D, R_D, \rho, \gamma_X, \gamma_Y, \tau, h_L, h_S) \quad (28)$$

subject to the constraint

$$\begin{cases} AT S(n, \lambda^{-*}, H_D^*, R_D, \rho, \gamma_X, \gamma_Y, \tau = 1, h_L^*, h_S) = AT S_0 \\ E_0(h) = 1 \end{cases} \quad . \quad (29)$$

5 Numerical results and comparison

We firstly compute in this Section the optimal parameters $(\lambda^{+*}, H_U^*, h_L^*)$ for upward chart or $(\lambda^{-*}, H_D^*, h_L^*)$ for downward chart that minimize $AT S_1$ subject to constraints $AT S_0 = 200$ and $E_0(h) = 1$. The optimizing method is applied based on a number of following scenarios of parameters:

- $\gamma_X \in \{0.01, 0.2\}, \gamma_Y \in \{0.01, 0.2\}$;
- $\rho_0 \in \{0.0, \pm 0.4, \pm 0.8\}$;
- $n \in \{1, 5, 10, 15\}$;
- $\tau \in \{0.9, 0.95, 0.98, 0.99, 1.01, 1.02, 1.05, 1.1\}$;
- $R_U, R_D \in \{0.1, 0.2, 0.3, 0.5\}$;
- $h_S \in \{0.1, 0.5\}$.

These scenarios are supposed for a desire of covering a large range of possible situations of parameters. For example, the values 0.01 and 0.2 of γ_X (or γ_Y) represent the small and large variation of X (or Y). The values vary from -0.8 to 0.8 of ρ_0 is to describe the strong or weak, negative or positive correlation between X and Y . Similarly, the value $n = 1$ or $n = 5$ is corresponding to small sample size while $n = 15$ is for large sample size. The value $R_U = 0.1 (R_D = 0.1)$ represents very small central region, the value $R_U = 0.5 (R_D = 0.5)$ represents an equal central region compared to

the warning region. The value $\tau = 0.9$ is for the large decrease of process shift and $\tau = 1.01$ is for the small increase of process shift. Finally, the value of h_S is recommended by Reynolds and Arnold Reynolds and Arnold²⁴.

After computing these optimal parameters, the out-of-control value of ATS are numerically obtained given a specific shift size τ . The obtained results are shown in Tables 1-8. The corresponding parameters in FSI EWMA-RZ chart are also provided in column titled FSI. These tables show only the results for the case the correlation coefficient between two variables does not depend on the condition of the process, namely $\rho_1 = \rho_0$. The numerical results corresponding to the different values of ρ_1 are not presented for the sake of brevity but are available upon request from authors. Some remarks can be drawn as follows.

- In general, the VSI EWMA-RZ control charts outperform the standard EWMA-RZ control charts in detecting the process shifts. The values of ARL_1 , representing the performance of EWMA-RZ charts are relatively larger than those the values of ATS_1 , representing the VSI EWMA-RZ charts performance, in most cases observed. For example, with $\gamma_X = \gamma_Y = 0.2, \rho_0 = -0.8, R_U = 0.1, h_S = 0.1, \tau = 1.05$ and $n = 15$ in Table 4, $ARL_1 = 20.1$ while $ATS_1 = 10.6$.
- The performance of the proposed charts is strongly influenced by the coefficient of variation (CV) γ_X and γ_Y of both two variables. For cases where the two variables have small CV, the VSI EWMA-RZ chart are very sensitive to the ratio shifts. This sensitivity decreases when the CV of two variables increases. Taking the case where $h_S = 0.5, n = 1, R_D = 0.2, \rho = -0.4$ and $\tau = 0.98$ as an example; we have $ATS_1 = 4.3$ for $\gamma_X = \gamma_Y = 0.01$ (Table 1) and $ATS_1 = 20.6$ for $\gamma_X = 0.01, \gamma_Y = 0.2$ (Table 6).
- Given the value of others, the values of ATS_1 and $H_U^*(H_D^*)$ vary with ρ . Particularly, the increase of the correlation ρ makes the VSI EWMA-RZ charts performance better. With respect to the control intervals, it generally reduces the values of $H_U^*(H_D^*)$. For example, with $n = 1, \gamma_X = 0.01, \gamma_Y = 0.2, \tau = 0.99, R_D = 0.5$ and $h_S = 0.1$, we have $(ATS_1, H_D^*) = (134.7, 0.985)$ for $\rho = -0.4$ while $(ATS_1, H_D^*) = (131.3, 0.953)$ for $\rho = 0.8$ (Table 5).
- The chart efficiency is also affected by h_S . The values of ATS_1 in the left block (corresponding to $h_S = 0.1$) are always smaller than those in the right block (corresponding to $h_S = 0.5$). In addition the smaller value of h_S also leads to the larger value of h_L^* . For example, with $\gamma_X = 0.2, \gamma_Y = 0.01, n = 1, R_D = 0.2, \rho = 0.4$ and $\tau = 0.98$ in Table 7,

we obtain $ATS_1 = 83.0$ and $h_L^* = 2.132$ for $h_S = 0.1$, but $ATS_1 = 91.9$ and $h_L^* = 1.628$ for $h_S = 0.5$.

- The predetermined value of warning limit coefficient $R_U(R_D)$ has opposite effect on the VSI EWMA-RZ control charts performance and the sampling interval in central region. Generally, the increase of $R_U(R_D)$ reduces the value of h_L^* but the value of ATS_1 . For example, we have $(h_L^*, ATS_1) = (2.172, 122.6)$ for $R_U = 0.1$ and $(h_L^*, ATS_1) = (1.119, 127.4)$ for $R_U = 0.5$ when $\gamma_X = 0.2, \gamma_Y = 0.1, \rho = 0.8, n = 1, h_S = 0.5$ and $\tau = 1.01$ in Table 7. This is because the values closer to 0 of $R_U(R_D)$ correspond to the larger warning region in comparison with central region. As a consequence, the sample points corresponding to the trend towards outside of the control interval are detected faster and the VSI EWMA-RZ control charts is more sensitive to the process shift.

The above analysis is based on the deterministic values of τ . However, according to the discussion of Castagliola et al.⁵, there are a number of reasonable explanations for the difficulty of predicting an exact value of the shift size. In such situations, it is suggested to use an expected average time to signal ($EATS$) as an alternative measure of the ATS . That is

$$EATS = \int_a^b ATS \times f_\tau(\tau) d\tau, \quad (30)$$

where $[a, b]$ is the predicted interval of the shift size τ and $f_\tau(\tau)$ is density function of τ . In the case there is no information about τ , an uniform distribution can be applied, namely $f_\tau(\tau) = \frac{1}{b-a}$. The new optimal triples $(\lambda^{+*}, H_U, h_L^*)$ or $(\lambda^{-*}, H_D, h_L^*)$ is now to minimize the out-of-control $EATS_1$ for a given in-control ATS_0 and subject to the constraints $E_0(h) = 1$ and $ATS_0 = 200$. This procedure consists of two following steps:

1. Solve the potential triples (λ^+, H_U, h_L) or (λ^-, H_D, h_L) such that $ATS = ATS_0$ and $E_0(h) = 1$.
2. Choose from these triples the one $(\lambda^{+*}, H_U^*, h_L)$ or $(\lambda^{-*}, H_D^*, h_L)$ corresponding to the smallest value of the $EATS$.

Table 9 - 12 present the values of the $EATS$ corresponding to two different ranges of shifts, $[a, b] = [0.9, 1)$ (decreasing shift sizes) and $[a, b] = (1, 1.1]$ (increasing cases). For comparison purpose we also compute the values of $EARL_1$, the control limits and the chart parameters H_U or H_D of FSI EWMA chart. The obtained results in these tables show a similar trend as for the deterministic shift size discussed above. Moreover, they also reveal a somewhat more overview.

- In general, the smaller values of warning limit coefficient results in the better efficiency of proposed chart. In most situations observed, the smallest value of $EATS_1$ is corresponding to the smallest value of $R_U(R_D)$, which is 0.1 in this paper. When γ_X and γ_Y are both small, however, the best performance of VSI EWMA-RZ chart is obtained corresponding to $R_U = R_D = 0.3$, see Table 9.
- When $\gamma_X = \gamma_Y$ and they are both small, the value of $EATS_1$ for both cases are approximate. For example, in Table 9 when $(\gamma_X, \gamma_Y) = (0.01, 0.01)$, $n = 1$, $\rho = 0.4$, $h_S = 0.1$, and $R_U = R_D = 0.3$, it results $EATS_1 = 1.8$ for both the increasing and decreasing cases. In other situations, the symmetrical performance does not hold.

6 Illustrative example

In this Section, using the same dataset simulating a real quality control problem from the food industry as shown in Celano et al. ⁸, we present an illustrative example of implementation of the VSI EWMA-RZ chart. A food company produces a muesli brand recipe which is a mixture of several ingredients, involving two main components pumpkin seeds and flaxseeds with added spices. The requirements of food's nutrient composition is maintained by ensuring the equal weights of "pumpkin seeds" and "flaxseeds", which is fixed at $p_p = p_f = 0.1$. The brand boxes are manufactured in different sizes to meet the need of customers. Because of the problems occurring at the dosing machine, the manufacturers wish to perform on-line SPC monitoring at regular intervals $i = 1, 2, \dots$ to check deviations from the in-control ratio $z_0 = \frac{\mu_{p,i}}{\mu_{f,i}} = \frac{0.1}{0.1} = 1$ for every size of boxes, where $\mu_{p,i}$ and $\mu_{f,i}$ denote the mean weights for "pumpkin seeds" and "flaxseeds", respectively. Every 30 minutes, the quality practitioner collects a sample of $n = 5$ boxes to implement an upward VSI EWMA-RZ control chart. The sample average weights $\bar{W}_{p,i} = \frac{1}{n} \sum_{j=1}^n W_{p,i,j}$ and $\bar{W}_{f,i} = \frac{1}{n} \sum_{j=1}^n W_{f,i,j}$ are kept account by separating the "pumpkin seeds" and "flaxseeds" from the muesli mixture filling each box using a mechanical procedure in the quality control laboratory. The ratio $\hat{Z}_i = \frac{\bar{W}_{p,i}}{\bar{W}_{f,i}}$ is then computed and exhibited on the VSI EWMA-RZ control chart. For this example, the following assumptions are supposed:

- Both $W_{p,i,j}$ and $W_{f,i,j}$ can be well approximated by normal variables with constant coefficients of variation $\gamma_p = 0.02$ and $\gamma_f = 0.01$, respectively.
- The in-control correlation coefficient between these two variables is $\rho_0 = 0.8$.
- The shift size $\tau = 1.01$ is anticipated.

Table 1: The parameters $(\lambda^+, H_U, h_L, ATS_1)$ and $(\lambda^-, H_D, h_L, ATS_1)$ of the VSI EWMA-RZ control charts compared to those (λ^+, H_U, ARL_1) and (λ^-, H_D, ARL_1) of FSI EWMA charts (second column) for $\gamma_X = \gamma_Y = 0.01, n = 1, ASI_0 = 1$ and $ATS_0 = 200$

τ	$h_S = 0.1$										$h_S = 0.5$									
	$R = 0.1$		$R = 0.2$		$R = 0.3$		$R = 0.5$		$R = 0.1$		$R = 0.2$		$R = 0.3$		$R = 0.5$					
	$\rho = -0.8$																			
0.90	(0.999, 0.952, 1.0)	(0.951, 0.954, 1.630, 1.6)	(0.946, 0.954, 1.417, 1.4)	(0.992, 0.952, 1.264, 1.3)	(1.000, 0.952, 1.101, 1.1)	(0.923, 0.960, 1.355, 1.4)	(0.946, 0.954, 1.231, 1.2)	(0.992, 0.952, 1.146, 1.1)	(1.000, 0.952, 1.056, 1.1)	(0.951, 0.954, 1.350, 1.4)	(0.946, 0.954, 1.231, 1.2)	(0.992, 0.952, 1.146, 1.1)	(1.000, 0.952, 1.056, 1.1)	(0.951, 0.954, 1.350, 1.4)	(0.946, 0.954, 1.231, 1.2)	(0.992, 0.952, 1.146, 1.1)	(1.000, 0.952, 1.056, 1.1)			
0.95	(0.759, 0.961, 1.7)	(0.951, 0.954, 1.630, 1.7)	(0.946, 0.954, 1.417, 1.5)	(0.969, 0.953, 1.267, 1.4)	(0.796, 0.960, 1.110, 1.3)	(0.923, 0.955, 1.356, 1.8)	(0.862, 0.957, 1.242, 1.6)	(0.795, 0.960, 1.162, 1.6)	(0.769, 0.961, 1.062, 1.5)	(0.923, 0.955, 1.356, 1.8)	(0.862, 0.957, 1.242, 1.6)	(0.795, 0.960, 1.162, 1.6)	(0.769, 0.961, 1.062, 1.5)	(0.923, 0.955, 1.356, 1.8)	(0.862, 0.957, 1.242, 1.6)	(0.795, 0.960, 1.162, 1.6)	(0.769, 0.961, 1.062, 1.5)			
0.98	(0.203, 0.984, 7.0)	(0.318, 0.978, 2.076, 3.8)	(0.269, 0.981, 1.695, 3.6)	(0.249, 0.981, 1.450, 3.7)	(0.220, 0.983, 1.150, 4.4)	(0.249, 0.981, 1.660, 5.3)	(0.231, 0.982, 1.405, 5.2)	(0.225, 0.983, 1.256, 5.2)	(0.190, 0.984, 1.090, 5.6)	(0.249, 0.981, 1.660, 5.3)	(0.231, 0.982, 1.405, 5.2)	(0.225, 0.983, 1.256, 5.2)	(0.190, 0.984, 1.090, 5.6)	(0.249, 0.981, 1.660, 5.3)	(0.231, 0.982, 1.405, 5.2)	(0.225, 0.983, 1.256, 5.2)	(0.190, 0.984, 1.090, 5.6)			
0.99	(0.074, 0.991, 18.3)	(0.102, 0.989, 2.617, 9.6)	(0.092, 0.990, 1.974, 9.8)	(0.088, 0.990, 1.566, 10.5)	(0.072, 0.991, 1.199, 12.5)	(0.087, 0.990, 1.942, 13.5)	(0.087, 0.990, 1.546, 13.6)	(0.081, 0.991, 1.317, 14.0)	(0.071, 0.991, 1.111, 15.1)	(0.087, 0.990, 1.942, 13.5)	(0.087, 0.990, 1.546, 13.6)	(0.081, 0.991, 1.317, 14.0)	(0.071, 0.991, 1.111, 15.1)	(0.087, 0.990, 1.942, 13.5)	(0.087, 0.990, 1.546, 13.6)	(0.081, 0.991, 1.317, 14.0)	(0.071, 0.991, 1.111, 15.1)			
1.01	(0.074, 1.008, 18.6)	(0.107, 1.011, 2.647, 9.8)	(0.095, 1.010, 1.991, 10.0)	(0.088, 1.009, 1.576, 10.7)	(0.072, 1.008, 1.204, 12.6)	(0.088, 1.009, 1.974, 13.7)	(0.088, 1.009, 1.570, 13.8)	(0.088, 1.009, 1.320, 14.2)	(0.074, 1.008, 1.112, 15.3)	(0.088, 1.009, 1.974, 13.7)	(0.088, 1.009, 1.570, 13.8)	(0.088, 1.009, 1.320, 14.2)	(0.074, 1.008, 1.112, 15.3)	(0.088, 1.009, 1.974, 13.7)	(0.088, 1.009, 1.570, 13.8)	(0.088, 1.009, 1.320, 14.2)	(0.074, 1.008, 1.112, 15.3)			
1.02	(0.195, 1.016, 7.2)	(0.311, 1.021, 2.094, 3.8)	(0.265, 1.019, 1.696, 3.7)	(0.262, 1.019, 1.439, 3.8)	(0.211, 1.016, 1.149, 4.5)	(0.244, 1.018, 1.673, 5.4)	(0.223, 1.017, 1.409, 5.3)	(0.221, 1.017, 1.256, 5.4)	(0.202, 1.016, 1.088, 5.7)	(0.244, 1.018, 1.673, 5.4)	(0.223, 1.017, 1.409, 5.3)	(0.221, 1.017, 1.256, 5.4)	(0.202, 1.016, 1.088, 5.7)	(0.244, 1.018, 1.673, 5.4)	(0.223, 1.017, 1.409, 5.3)	(0.221, 1.017, 1.256, 5.4)	(0.202, 1.016, 1.088, 5.7)			
1.05	(0.700, 1.037, 1.9)	(0.987, 1.049, 1.607, 1.7)	(0.987, 1.049, 1.395, 1.5)	(0.888, 1.045, 1.266, 1.4)	(0.737, 1.039, 1.106, 1.3)	(0.856, 1.044, 1.365, 1.8)	(0.800, 1.041, 1.244, 1.7)	(0.754, 1.039, 1.159, 1.6)	(0.709, 1.037, 1.060, 1.6)	(0.856, 1.044, 1.365, 1.8)	(0.800, 1.041, 1.244, 1.7)	(0.754, 1.039, 1.159, 1.6)	(0.709, 1.037, 1.060, 1.6)	(0.856, 1.044, 1.365, 1.8)	(0.800, 1.041, 1.244, 1.7)	(0.754, 1.039, 1.159, 1.6)	(0.709, 1.037, 1.060, 1.6)			
1.10	(0.999, 1.050, 1.0)	(0.987, 1.049, 1.607, 1.6)	(0.987, 1.049, 1.395, 1.4)	(0.907, 1.046, 1.263, 1.3)	(0.999, 1.050, 1.095, 1.1)	(0.987, 1.049, 1.337, 1.3)	(0.987, 1.049, 1.219, 1.2)	(0.907, 1.046, 1.146, 1.2)	(0.999, 1.050, 1.052, 1.1)	(0.987, 1.049, 1.337, 1.3)	(0.987, 1.049, 1.219, 1.2)	(0.907, 1.046, 1.146, 1.2)	(0.999, 1.050, 1.052, 1.1)	(0.987, 1.049, 1.337, 1.3)	(0.987, 1.049, 1.219, 1.2)	(0.907, 1.046, 1.146, 1.2)	(0.999, 1.050, 1.052, 1.1)			
0.90	(0.999, 0.957, 1.0)	(0.923, 0.960, 1.640, 1.6)	(0.987, 0.958, 1.407, 1.4)	(0.999, 0.957, 1.263, 1.3)	(1.000, 0.957, 1.101, 1.1)	(0.923, 0.960, 1.355, 1.4)	(0.987, 0.958, 1.226, 1.2)	(0.999, 0.957, 1.145, 1.1)	(1.000, 0.957, 1.056, 1.1)	(0.923, 0.960, 1.355, 1.4)	(0.987, 0.958, 1.226, 1.2)	(0.999, 0.957, 1.145, 1.1)	(1.000, 0.957, 1.056, 1.1)	(0.923, 0.960, 1.355, 1.4)	(0.987, 0.958, 1.226, 1.2)	(0.999, 0.957, 1.145, 1.1)	(1.000, 0.957, 1.056, 1.1)			
0.95	(0.879, 0.962, 1.4)	(0.923, 0.960, 1.640, 1.7)	(0.987, 0.958, 1.407, 1.5)	(0.999, 0.957, 1.262, 1.3)	(0.947, 0.959, 1.103, 1.2)	(0.923, 0.960, 1.355, 1.6)	(0.987, 0.958, 1.226, 1.5)	(0.972, 0.957, 1.147, 1.4)	(0.898, 0.961, 1.085, 1.3)	(0.923, 0.960, 1.355, 1.6)	(0.987, 0.958, 1.226, 1.5)	(0.972, 0.957, 1.147, 1.4)	(0.898, 0.961, 1.085, 1.3)	(0.923, 0.960, 1.355, 1.6)	(0.987, 0.958, 1.226, 1.5)	(0.972, 0.957, 1.147, 1.4)	(0.898, 0.961, 1.085, 1.3)			
0.98	(0.240, 0.984, 5.9)	(0.390, 0.978, 1.986, 3.2)	(0.329, 0.980, 1.651, 3.1)	(0.303, 0.981, 1.427, 3.1)	(0.270, 0.983, 1.144, 3.6)	(0.303, 0.981, 1.610, 4.5)	(0.275, 0.983, 1.383, 4.3)	(0.270, 0.983, 1.244, 4.3)	(0.254, 0.983, 1.085, 4.6)	(0.303, 0.981, 1.610, 4.5)	(0.275, 0.983, 1.383, 4.3)	(0.270, 0.983, 1.244, 4.3)	(0.254, 0.983, 1.085, 4.6)	(0.303, 0.981, 1.610, 4.5)	(0.275, 0.983, 1.383, 4.3)	(0.270, 0.983, 1.244, 4.3)	(0.254, 0.983, 1.085, 4.6)			
0.99	(0.089, 0.991, 15.5)	(0.124, 0.989, 2.524, 8.0)	(0.112, 0.990, 1.931, 8.2)	(0.100, 0.991, 1.550, 8.7)	(0.092, 0.991, 1.189, 10.4)	(0.104, 0.990, 1.896, 11.4)	(0.099, 0.991, 1.305, 11.7)	(0.099, 0.991, 1.105, 12.7)	(0.092, 0.991, 1.015, 12.7)	(0.104, 0.990, 1.896, 11.4)	(0.099, 0.991, 1.305, 11.7)	(0.099, 0.991, 1.105, 12.7)	(0.092, 0.991, 1.015, 12.7)	(0.104, 0.990, 1.896, 11.4)	(0.099, 0.991, 1.305, 11.7)	(0.099, 0.991, 1.105, 12.7)	(0.092, 0.991, 1.015, 12.7)			
1.01	(0.088, 1.008, 15.8)	(0.128, 1.010, 2.549, 8.2)	(0.107, 1.009, 1.962, 8.3)	(0.108, 1.009, 1.550, 8.8)	(0.086, 1.008, 1.195, 10.5)	(0.111, 1.009, 1.903, 11.6)	(0.102, 1.009, 1.540, 11.6)	(0.095, 1.008, 1.314, 11.9)	(0.088, 1.008, 1.108, 12.9)	(0.111, 1.009, 1.903, 11.6)	(0.102, 1.009, 1.540, 11.6)	(0.095, 1.008, 1.314, 11.9)	(0.088, 1.008, 1.108, 12.9)	(0.111, 1.009, 1.903, 11.6)	(0.102, 1.009, 1.540, 11.6)	(0.095, 1.008, 1.314, 11.9)	(0.088, 1.008, 1.108, 12.9)			
1.02	(0.233, 1.015, 6.0)	(0.403, 1.022, 1.972, 3.3)	(0.320, 1.019, 1.652, 3.2)	(0.289, 1.018, 1.427, 3.2)	(0.257, 1.016, 1.151, 3.7)	(0.306, 1.018, 1.611, 4.6)	(0.267, 1.017, 1.386, 4.5)	(0.257, 1.016, 1.245, 4.5)	(0.244, 1.016, 1.080, 4.8)	(0.306, 1.018, 1.611, 4.6)	(0.267, 1.017, 1.386, 4.5)	(0.257, 1.016, 1.245, 4.5)	(0.244, 1.016, 1.080, 4.8)	(0.306, 1.018, 1.611, 4.6)	(0.267, 1.017, 1.386, 4.5)	(0.257, 1.016, 1.245, 4.5)	(0.244, 1.016, 1.080, 4.8)			
1.05	(0.817, 1.037, 1.6)	(0.989, 1.043, 1.607, 1.7)	(0.995, 1.043, 1.394, 1.5)	(0.999, 1.044, 1.252, 1.3)	(0.873, 1.039, 1.100, 1.2)	(0.988, 1.043, 1.337, 1.6)	(0.972, 1.043, 1.221, 1.5)	(0.842, 1.038, 1.152, 1.4)	(0.835, 1.037, 1.056, 1.4)	(0.988, 1.043, 1.337, 1.6)	(0.972, 1.043, 1.221, 1.5)	(0.842, 1.038, 1.152, 1.4)	(0.835, 1.037, 1.056, 1.4)	(0.988, 1.043, 1.337, 1.6)	(0.972, 1.043, 1.221, 1.5)	(0.842, 1.038, 1.152, 1.4)	(0.835, 1.037, 1.056, 1.4)			
1.10	(0.999, 1.044, 1.0)	(0.989, 1.043, 1.607, 1.6)	(0.995, 1.043, 1.394, 1.4)	(0.999, 1.044, 1.252, 1.3)	(1.000, 1.044, 1.095, 1.1)	(0.989, 1.043, 1.337, 1.3)	(0.995, 1.043, 1.219, 1.2)	(1.000, 1.044, 1.140, 1.1)	(1.000, 1.044, 1.053, 1.1)	(0.989, 1.043, 1.337, 1.3)	(0.995, 1.043, 1.219, 1.2)	(1.000, 1.044, 1.140, 1.1)	(1.000, 1.044, 1.053, 1.1)	(0.989, 1.043, 1.337, 1.3)	(0.995, 1.043, 1.219, 1.2)	(1.000, 1.044, 1.140, 1.1)	(1.000, 1.044, 1.053, 1.1)			
0.90	(0.999, 0.964, 1.0)	(0.993, 0.964, 1.614, 1.6)	(0.999, 0.964, 1.403, 1.4)	(0.985, 0.964, 1.263, 1.3)	(0.995, 0.964, 1.100, 1.1)	(0.993, 0.964, 1.341, 1.3)	(0.999, 0.964, 1.224, 1.2)	(0.985, 0.964, 1.146, 1.1)	(0.995, 0.964, 1.055, 1.1)	(0.993, 0.964, 1.341, 1.3)	(0.999, 0.964, 1.224, 1.2)	(0.985, 0.964, 1.146, 1.1)	(0.995, 0.964, 1.055, 1.1)	(0.993, 0.964, 1.341, 1.3)	(0.999, 0.964, 1.224, 1.2)	(0.985, 0.964, 1.146, 1.1)	(0.995, 0.964, 1.055, 1.1)			
0.95	(0.999, 0.964, 1.2)	(0.993, 0.964, 1.614, 1.6)	(0.999, 0.964, 1.403, 1.4)	(0.985, 0.964, 1.263, 1.3)	(0.995, 0.964, 1.100, 1.1)	(0.993, 0.964, 1.341, 1.4)	(0.999, 0.964, 1.224, 1.3)	(0.985, 0.964, 1.146, 1.2)	(0.995, 0.964, 1.055, 1.1)	(0.993, 0.964, 1.341, 1.4)	(0.999, 0.964, 1.224, 1.3)	(0.985, 0.964, 1.146, 1.2)	(0.995, 0.964, 1.055, 1.1)	(0.993, 0.964, 1.341, 1.4)	(0.999, 0.964, 1.224, 1.3)	(0.985, 0.964, 1.146, 1.2)	(0.995, 0.964, 1.055, 1.1)			
0.98	(0.310, 0.984, 4.6)	(0.499, 0.978, 1.880, 2.7)	(0.427, 0.980, 1.593, 2.5)	(0.366, 0.982, 1.404, 2.8)	(0.300, 0.984, 1.149, 2.8)	(0.366, 0.982, 1.553, 3.6)	(0.354, 0.983, 1.350, 3.4)	(0.339, 0.984, 1.230, 3.4)	(0.300, 0.984, 1.082, 3.6)	(0.499, 0.978, 1.880, 2.7)	(0.427, 0.980, 1.593, 2.5)	(0.366, 0.982, 1.404, 2.8)	(0.339, 0.984, 1.230, 3.4)	(0.300, 0.984, 1.149, 2.8)	(0.366, 0.982, 1.553, 3.6)	(0.354, 0.983, 1.350, 3.4)	(0.339, 0.984, 1.082, 3.6)			
0.99	(0.112, 0.991, 12.4)	(0.179, 0.989, 2.349, 6.4)	(0.136, 0.990, 1.889, 6.4)	(0.123, 0.991, 1.528, 6.8)	(0.113, 0.991, 1.181, 8.1)	(0.140, 0.990, 1.816, 9.1)	(0.128, 0.991, 1.502, 9.1)	(0.122, 0.991, 1.293, 9.3)	(0.113, 0.991, 1.101, 10.0)	(0.179, 0.989, 2.349, 6.4)	(0.136, 0.990, 1.889, 6.4)	(0.123, 0.991, 1.528, 6.8)	(0.113, 0.991, 1.181, 8.1)	(0.113, 0.991, 1.101, 10.0)	(0.128, 0.991, 1.502, 9.1)	(0.122, 0.991, 1.293, 9.3)	(0.113, 0.991, 1.101, 10.0)			
1.01	(0.114, 1.008, 12.6)	(0.177, 1.011, 2.374, 6.5)	(0.147, 1.009, 1.881, 6.5)	(0.119, 1.008, 1.538, 6.9)	(0.114, 1.008, 1.172, 8.3)	(0.141, 1.009, 1.828, 9.2)	(0.134, 1.009, 1.502, 9.2)	(0.119, 1.008, 1.298, 9.4)	(0.114, 1.008, 1.096, 10.2)	(0.177, 1.011, 2.374, 6.5)	(0.147, 1.009, 1.881, 6.5)	(0.119, 1.008, 1.538, 6.9)	(0.114, 1.008, 1.172, 8.3)	(0.114, 1.008, 1.096, 10.2)	(0.134, 1.009, 1.502, 9.2)	(0.119, 1.008, 1.298, 9.4)	(0.114, 1.008, 1.096, 10.2)			
1.02	(0.292, 1.015, 4.7)	(0.489, 1.021, 1.886, 2.8)	(0.413, 1.019, 1.784, 2.6)	(0.385, 1.018, 1.391, 2.9)	(0.332, 1.016, 1.142, 2.9)	(0.365, 1.017, 1.565, 3.7)	(0.338, 1.016, 1.355, 3.6)	(0.323, 1.016, 1.230, 3.5)	(0.308, 1.015, 1.076, 3.7)	(0.489, 1.021, 1.886, 2.8)	(0.413, 1.019, 1.784, 2.6)	(0.385, 1.018, 1.391, 2.9)	(0.332, 1.016, 1.142, 2.9)	(0.365, 1.017, 1.565, 3.7)	(0.338, 1.016, 1.355, 3.6)	(0.323, 1.016, 1.230, 3.5)	(0.308, 1.015, 1.076, 3.7)			
1.05	(0.991, 1.036, 1.2)	(0.991, 1.036, 1.607, 1.6)	(0.892, 1.033, 1.418, 1.4)	(0.980, 1.036, 1.255, 1.3)	(1.000, 1.037, 1.095, 1.1)	(0.991, 1.036, 1.337, 1.5)	(0.990, 1.036, 1.220, 1.3)	(0.980, 1.036, 1.141, 1.3)	(0.999, 1.037, 1.053, 1.2)	(0.991, 1.036, 1.337, 1.5)	(0.990, 1.036, 1.220, 1.3)	(0.980, 1.036, 1.141, 1.3)	(0.999, 1.037, 1.053, 1.2)							

Table 2: The parameters $(\lambda^+, H_U, h_L, ATS_1)$ and $(\lambda^-, H_D, h_L, ATS_1)$ of the VSI EWMA-RZ control charts compared to those (λ^+, H_U, ARL_1) and (λ^-, H_D, ARL_1) of FSI EWMA charts (second column) for $\gamma_X = \gamma_Y = 0.01, n = 15, ASI_0 = 1$ and $ATS_0 = 200$

τ	FSI	$h_S = 0.1$		$h_S = 0.5$		$h_S = 0.5$		$h_S = 0.5$	
		$R = 0.1$	$R = 0.2$	$R = 0.3$	$R = 0.5$	$R = 0.1$	$R = 0.2$	$R = 0.3$	$R = 0.5$
$\rho = -0.8$									
0.90	(0.550, 0.992, 1.0)	(0.986, 0.987, 1.614, 1.6)	(0.996, 0.987, 1.401, 1.4)	(0.894, 0.988, 1.273, 1.3)	(0.999, 0.987, 1.099, 1.1)	(0.986, 0.987, 1.341, 1.3)	(0.996, 0.987, 1.223, 1.2)	(0.894, 0.988, 1.151, 1.2)	(0.999, 0.987, 1.055, 1.1)
0.95	(0.995, 0.987, 1.0)	(0.986, 0.987, 1.614, 1.6)	(0.996, 0.987, 1.401, 1.4)	(0.894, 0.988, 1.273, 1.3)	(0.999, 0.987, 1.099, 1.1)	(0.986, 0.987, 1.341, 1.3)	(0.996, 0.987, 1.223, 1.2)	(0.894, 0.988, 1.151, 1.2)	(0.999, 0.987, 1.055, 1.1)
0.98	(0.999, 0.987, 1.1)	(0.986, 0.987, 1.614, 1.6)	(0.996, 0.987, 1.401, 1.4)	(0.894, 0.988, 1.273, 1.3)	(0.999, 0.987, 1.099, 1.1)	(0.986, 0.987, 1.341, 1.4)	(0.996, 0.987, 1.223, 1.3)	(0.981, 0.987, 1.145, 1.2)	(0.999, 0.987, 1.055, 1.1)
0.99	(0.514, 0.992, 2.7)	(0.845, 0.989, 1.669, 2.0)	(0.738, 0.990, 1.467, 1.8)	(0.641, 0.991, 1.315, 1.7)	(0.518, 0.992, 1.130, 1.7)	(0.590, 0.991, 1.350, 2.3)	(0.590, 0.991, 1.287, 2.2)	(0.550, 0.992, 1.186, 2.1)	(0.517, 0.992, 1.072, 2.1)
1.01	(0.506, 1.007, 2.7)	(0.879, 1.011, 1.652, 2.0)	(0.720, 1.009, 1.468, 1.8)	(0.620, 1.008, 1.324, 1.7)	(0.534, 1.007, 1.127, 1.7)	(0.620, 1.008, 1.437, 2.4)	(0.587, 1.008, 1.286, 2.2)	(0.550, 1.008, 1.184, 2.2)	(0.534, 1.007, 1.071, 2.2)
1.02	(0.999, 1.012, 1.1)	(0.992, 1.012, 1.609, 1.6)	(0.982, 1.012, 1.401, 1.4)	(0.993, 1.012, 1.256, 1.3)	(0.999, 1.012, 1.097, 1.1)	(0.992, 1.012, 1.338, 1.4)	(0.982, 1.012, 1.222, 1.3)	(0.993, 1.012, 1.142, 1.2)	(1.000, 1.012, 1.054, 1.1)
1.05	(0.999, 1.012, 1.0)	(0.992, 1.012, 1.609, 1.6)	(0.982, 1.012, 1.401, 1.4)	(0.993, 1.012, 1.256, 1.3)	(0.999, 1.012, 1.097, 1.1)	(0.992, 1.012, 1.338, 1.3)	(0.982, 1.012, 1.222, 1.2)	(0.993, 1.012, 1.142, 1.1)	(0.999, 1.012, 1.054, 1.1)
1.10	(0.550, 1.008, 1.0)	(0.992, 1.012, 1.609, 1.6)	(0.982, 1.012, 1.401, 1.4)	(0.993, 1.012, 1.256, 1.3)	(0.999, 1.012, 1.097, 1.1)	(0.992, 1.012, 1.338, 1.3)	(0.982, 1.012, 1.222, 1.2)	(0.993, 1.012, 1.142, 1.1)	(0.999, 1.012, 1.054, 1.1)
$\rho = -0.4$									
0.90	(0.550, 0.993, 1.0)	(0.984, 0.989, 1.614, 1.6)	(0.987, 0.989, 1.403, 1.4)	(0.956, 0.989, 1.264, 1.3)	(0.999, 0.988, 1.098, 1.1)	(0.984, 0.989, 1.341, 1.3)	(0.987, 0.989, 1.224, 1.2)	(0.956, 0.989, 1.146, 1.1)	(0.999, 0.988, 1.054, 1.1)
0.95	(0.550, 0.993, 1.0)	(0.984, 0.989, 1.614, 1.6)	(0.987, 0.989, 1.403, 1.4)	(0.956, 0.989, 1.264, 1.3)	(0.999, 0.988, 1.098, 1.1)	(0.984, 0.989, 1.341, 1.3)	(0.987, 0.989, 1.224, 1.2)	(0.956, 0.989, 1.146, 1.1)	(0.999, 0.988, 1.054, 1.1)
0.98	(0.999, 0.988, 1.0)	(0.984, 0.989, 1.614, 1.6)	(0.987, 0.989, 1.403, 1.4)	(0.956, 0.989, 1.264, 1.3)	(0.999, 0.988, 1.098, 1.1)	(0.984, 0.989, 1.341, 1.4)	(0.987, 0.989, 1.224, 1.2)	(0.956, 0.989, 1.146, 1.2)	(0.999, 0.988, 1.054, 1.1)
0.99	(0.624, 0.992, 2.2)	(0.891, 0.989, 1.614, 1.8)	(0.891, 0.989, 1.425, 1.6)	(0.706, 0.991, 1.303, 1.5)	(0.656, 0.992, 1.115, 1.5)	(0.749, 0.991, 1.397, 2.0)	(0.691, 0.991, 1.267, 1.9)	(0.675, 0.991, 1.171, 1.8)	(0.635, 0.992, 1.064, 1.8)
1.01	(0.601, 1.007, 2.2)	(0.995, 1.011, 1.608, 1.8)	(0.862, 1.009, 1.429, 1.7)	(0.754, 1.008, 1.292, 1.5)	(0.644, 1.007, 1.114, 1.5)	(0.745, 1.008, 1.397, 2.1)	(0.690, 1.008, 1.265, 1.9)	(0.658, 1.008, 1.171, 1.9)	(0.616, 1.007, 1.064, 1.8)
1.02	(0.999, 1.011, 1.0)	(0.997, 1.011, 1.608, 1.6)	(0.995, 1.011, 1.398, 1.4)	(0.895, 1.010, 1.269, 1.3)	(0.999, 1.011, 1.097, 1.1)	(0.997, 1.011, 1.337, 1.3)	(0.995, 1.011, 1.221, 1.2)	(0.895, 1.010, 1.149, 1.2)	(0.999, 1.011, 1.054, 1.1)
1.05	(0.550, 1.007, 1.0)	(0.997, 1.011, 1.608, 1.6)	(0.995, 1.011, 1.398, 1.4)	(0.895, 1.010, 1.269, 1.3)	(0.999, 1.011, 1.097, 1.1)	(0.997, 1.011, 1.337, 1.3)	(0.995, 1.011, 1.221, 1.2)	(0.895, 1.010, 1.149, 1.1)	(0.999, 1.011, 1.054, 1.1)
1.10	(0.550, 1.007, 1.0)	(0.997, 1.011, 1.608, 1.6)	(0.995, 1.011, 1.398, 1.4)	(0.895, 1.010, 1.269, 1.3)	(0.999, 1.011, 1.097, 1.1)	(0.997, 1.011, 1.337, 1.3)	(0.995, 1.011, 1.221, 1.2)	(0.895, 1.010, 1.149, 1.1)	(0.999, 1.011, 1.054, 1.1)
$\rho = 0.0$									
0.90	(0.550, 0.994, 1.0)	(0.999, 0.990, 1.609, 1.6)	(0.880, 0.991, 1.427, 1.4)	(0.999, 0.990, 1.258, 1.3)	(0.999, 0.990, 1.098, 1.1)	(0.999, 0.990, 1.332, 1.3)	(0.880, 0.991, 1.237, 1.2)	(0.999, 0.990, 1.143, 1.1)	(0.999, 0.990, 1.054, 1.1)
0.95	(0.550, 0.994, 1.0)	(0.999, 0.990, 1.609, 1.6)	(0.880, 0.991, 1.427, 1.4)	(0.999, 0.990, 1.258, 1.3)	(0.999, 0.990, 1.098, 1.1)	(0.999, 0.990, 1.338, 1.3)	(0.880, 0.991, 1.237, 1.2)	(0.999, 0.990, 1.14376, 1.1)	(0.999, 0.990, 1.0549, 1.1)
0.98	(0.999990, 0.990, 1.0)	(0.999, 0.990, 1.609, 1.6)	(0.880, 0.991, 1.427, 1.4)	(0.999, 0.990, 1.258, 1.3)	(0.999, 0.990, 1.098, 1.1)	(0.999, 0.990, 1.338, 1.3)	(0.880, 0.991, 1.237, 1.2)	(0.999, 0.990, 1.143, 1.1)	(0.999, 0.990, 1.054, 1.1)
0.99	(0.776, 0.992, 1.7)	(0.999, 0.990, 1.609, 1.7)	(0.880, 0.991, 1.427, 1.5)	(0.989, 0.990, 1.260, 1.4)	(0.813, 0.992, 1.107, 1.3)	(0.930, 0.991, 1.352, 1.7)	(0.880, 0.991, 1.237, 1.6)	(0.839, 0.991, 1.156, 1.5)	(0.776, 0.992, 1.060, 1.5)
1.01	(0.756, 1.007, 1.7)	(0.900, 1.008, 1.644, 1.7)	(0.883, 1.008, 1.424, 1.5)	(0.880, 1.008, 1.272, 1.4)	(0.798, 1.007, 1.106, 1.3)	(0.900, 1.008, 1.358, 1.7)	(0.872, 1.008, 1.237, 1.6)	(0.821, 1.008, 1.156, 1.5)	(0.774, 1.007, 1.059, 1.5)
1.02	(0.999, 1.009, 1.0)	(0.900, 1.008, 1.644, 1.6)	(0.883, 1.008, 1.424, 1.4)	(0.880, 1.008, 1.272, 1.3)	(0.999, 1.009, 1.097, 1.1)	(0.900, 1.008, 1.358, 1.4)	(0.883, 1.008, 1.235, 1.2)	(0.880, 1.008, 1.151, 1.2)	(0.999, 1.009, 1.054, 1.1)
1.05	(0.550, 1.005, 1.0)	(0.900, 1.008, 1.644, 1.6)	(0.883, 1.008, 1.424, 1.4)	(0.880, 1.008, 1.272, 1.3)	(0.999, 1.009, 1.097, 1.1)	(0.900, 1.008, 1.358, 1.4)	(0.883, 1.008, 1.235, 1.2)	(0.880, 1.008, 1.151, 1.2)	(0.999, 1.009, 1.054, 1.1)
1.10	(0.550, 1.005, 1.0)	(0.900, 1.008, 1.644, 1.6)	(0.883, 1.008, 1.424, 1.4)	(0.880, 1.008, 1.272, 1.3)	(0.999, 1.005, 1.097, 1.1)	(0.900, 1.008, 1.358, 1.4)	(0.883, 1.008, 1.235, 1.2)	(0.880, 1.008, 1.151, 1.2)	(0.999, 1.009, 1.054, 1.1)
$\rho = 0.4$									
0.90	(0.550, 0.995, 1.0)	(0.986, 0.992, 1.613, 1.6)	(0.985, 0.992, 1.403, 1.4)	(0.918, 0.993, 1.269, 1.3)	(0.999, 0.992, 1.098, 1.1)	(0.986, 0.992, 1.340, 1.3)	(0.985, 0.992, 1.224, 1.2)	(0.918, 0.993, 1.149, 1.1)	(0.999, 0.992, 1.054, 1.1)
0.95	(0.550, 0.995, 1.0)	(0.986, 0.992, 1.613, 1.6)	(0.985, 0.992, 1.403, 1.4)	(0.918, 0.993, 1.269, 1.3)	(0.999, 0.992, 1.098, 1.1)	(0.986, 0.992, 1.340, 1.3)	(0.985, 0.992, 1.224, 1.2)	(0.918, 0.993, 1.149, 1.1)	(0.999, 0.992, 1.054, 1.1)
0.98	(0.999, 0.992, 1.0)	(0.986, 0.992, 1.613, 1.6)	(0.985, 0.992, 1.403, 1.4)	(0.918, 0.993, 1.269, 1.3)	(0.999, 0.992, 1.098, 1.1)	(0.986, 0.992, 1.340, 1.3)	(0.985, 0.992, 1.224, 1.2)	(0.918, 0.993, 1.149, 1.1)	(0.999, 0.992, 1.054, 1.1)
0.99	(0.999, 0.992, 1.2)	(0.986, 0.992, 1.613, 1.6)	(0.985, 0.992, 1.403, 1.4)	(0.918, 0.993, 1.269, 1.3)	(0.999, 0.992, 1.098, 1.1)	(0.986, 0.992, 1.341, 1.4)	(0.985, 0.992, 1.224, 1.3)	(1.000, 0.992, 1.143, 1.2)	(0.999, 0.992, 1.054, 1.2)
1.01	(0.995, 1.007, 1.2)	(0.999, 1.007, 1.607, 1.6)	(0.999, 1.007, 1.398, 1.4)	(0.999, 1.007, 1.256, 1.3)	(0.999, 1.007, 1.097, 1.1)	(0.999, 1.007, 1.337, 1.4)	(0.999, 1.007, 1.221, 1.3)	(0.999, 1.007, 1.142, 1.2)	(0.999, 1.007, 1.054, 1.2)
1.02	(0.999, 1.007, 1.0)	(0.999, 1.007, 1.607, 1.6)	(0.998, 1.007, 1.398, 1.4)	(0.999, 1.007, 1.256, 1.3)	(0.999, 1.007, 1.097, 1.1)	(0.999, 1.007, 1.337, 1.3)	(0.998, 1.007, 1.221, 1.2)	(0.999, 1.007, 1.142, 1.1)	(0.999, 1.007, 1.054, 1.1)
1.05	(0.550, 1.004, 1.0)	(0.999, 1.007, 1.607, 1.6)	(0.998, 1.007, 1.398, 1.4)	(0.999, 1.007, 1.256, 1.3)	(0.999, 1.007, 1.097, 1.1)	(0.999, 1.007, 1.337, 1.3)	(0.998, 1.007, 1.221, 1.2)	(0.999, 1.007, 1.142, 1.1)	(0.999, 1.007, 1.054, 1.1)
1.10	(0.550, 1.004, 1.0)	(0.999, 1.007, 1.607, 1.6)	(0.998, 1.007, 1.398, 1.4)	(0.999, 1.007, 1.256, 1.3)	(0.999, 1.007, 1.097, 1.1)	(0.999, 1.007, 1.337, 1.3)	(0.998, 1.007, 1.221, 1.2)	(0.999, 1.007, 1.142, 1.1)	(0.999, 1.007, 1.054, 1.1)
$\rho = 0.8$									
0.90	(0.550, 0.997, 1.0)	(0.944, 0.996, 1.628, 1.6)	(0.994, 0.995, 1.400, 1.4)	(0.960, 0.995, 1.263, 1.3)	(0.999, 0.995, 1.098, 1.1)	(0.944, 0.996, 1.349, 1.3)	(0.994, 0.995, 1.222, 1.2)	(0.960, 0.995, 1.146, 1.1)	(0.999, 0.995, 1.054, 1.1)
0.95	(0.550, 0.997, 1.0)	(0.944, 0.996, 1.628, 1.6)	(0.994, 0.995, 1.400, 1.4)	(0.960, 0.995, 1.263, 1.3)	(0.999, 0.995, 1.098, 1.1)	(0.944, 0.996, 1.349, 1.3)	(0.994, 0.995, 1.222, 1.2)	(0.960, 0.995, 1.146, 1.1)	(0.999, 0.995, 1.054, 1.1)
0.98	(0.550, 0.997, 1.0)	(0.944, 0.996, 1.628, 1.6)	(0.994, 0.995, 1.400, 1.4)	(0.960, 0.995, 1.263, 1.3)	(0.999, 0.995, 1.098, 1.1)	(0.944, 0.996, 1.349, 1.3)	(0.994, 0.995, 1.222, 1.2)	(0.960, 0.995, 1.146, 1.1)	(0.999, 0.995, 1.054, 1.1)
0.99	(0.999, 0.995, 1.0)	(0.944, 0.996, 1.628, 1.6)	(0.994, 0.995, 1.400, 1.4)	(0.960, 0.995, 1.263, 1.3)	(0.999, 0.995, 1.098, 1.1)	(0.944, 0.996, 1.349, 1.3)	(0.994, 0.995, 1.222, 1.2)	(0.960, 0.995, 1.146, 1.1)	(0.999, 0.995, 1.054, 1.1)
1.01	(1.000, 1.004, 1.0)	(0.991, 1.004, 1.610, 1.6)	(0.999, 1.004, 1.398, 1.4)	(0.994, 1.004, 1.257, 1.3)	(0.998, 1.004, 1.098, 1.1)	(0.991, 1.004, 1.339, 1.3)	(0.999, 1.004, 1.221, 1.2)	(0.994, 1.004, 1.143, 1.1)	(0.998, 1.004, 1.054, 1.1)
1.02	(0.550, 1.002, 1.0)	(0.991, 1.004, 1.610, 1.6)	(0.999, 1.004, 1.398, 1.4)	(0.994, 1.004, 1.257, 1.3)	(0.998, 1.004, 1.098, 1.1)	(0.991, 1.004, 1.339, 1.3)	(0.999, 1.004, 1.221, 1.2)	(0.994, 1.004, 1.143, 1.1)	(0.998, 1.004, 1.054, 1.1)
1.05	(0.550, 1.002, 1.0)	(0.991, 1.004, 1.610, 1.6)	(0.999, 1.004, 1.398, 1.4)	(0.994, 1.004, 1.257, 1.3)	(0.998, 1.004, 1.098, 1.1)	(0.991, 1.004, 1.339, 1.3)	(0.999, 1.004, 1.221, 1.2)	(0.994, 1.004, 1.143, 1.1)	(0.998, 1.004, 1.054, 1.1)
1.10	(0.550, 1.002, 1.0)	(0.991, 1.004, 1.610, 1.6)	(0.999, 1.004, 1.398, 1.4)	(0.994, 1.004, 1.257, 1.3)	(0.998, 1.004, 1.098, 1.1)	(0.991, 1.004, 1.339, 1.3)	(0.999, 1.004, 1.221, 1.2)	(0.994, 1.004, 1.143, 1.1)	(0.998, 1.004, 1.054, 1.1)

Table 3: The parameters $(\lambda^+, H_U, h_L, ATS_1)$ and $(\lambda^-, H_D, h_L, ATS_1)$ of the VSI EWMA-RZ control charts compared to those (λ^+, H_U, ARL_1) and (λ^-, H_D, ARL_1) of FSI EWMA charts (second column) for $\gamma_Y = \gamma_X = 0.2, n = 1, ASI_0 = 1$ and $ATS_0 = 200$

τ	FSI	$h_S = 0.1$					$h_S = 0.5$				
		$R = 0.1$	$R = 0.2$	$R = 0.3$	$R = 0.5$	$R = 0.8$	$R = 0.1$	$R = 0.2$	$R = 0.3$	$R = 0.5$	$R = 0.8$
		$\rho = -0.8$									
0.90	(0.050, 0.90680, 43.5)	(0.050, 0.906, 2.439, 28.2)	(0.051, 0.904, 1.799, 29.8)	(0.050, 0.906, 1.455, 31.8)	(0.050, 0.906, 1.153, 36.1)	(0.050, 0.906, 1.799, 35.0)	(0.050, 0.906, 1.444, 35.9)	(0.050, 0.906, 1.253, 37.0)	(0.050, 0.906, 1.085, 39.4)	(0.050, 0.906, 1.253, 37.0)	(0.050, 0.906, 1.085, 39.4)
0.95	(0.050, 0.906, 86.4)	(0.050, 0.906, 2.439, 69.0)	(0.051, 0.904, 1.799, 71.5)	(0.050, 0.906, 1.455, 74.1)	(0.050, 0.906, 1.153, 79.2)	(0.050, 0.906, 1.799, 76.7)	(0.050, 0.906, 1.444, 78.1)	(0.050, 0.906, 1.253, 79.6)	(0.050, 0.906, 1.085, 82.4)	(0.050, 0.906, 1.253, 79.6)	(0.050, 0.906, 1.085, 82.4)
0.98	(0.050, 0.906, 140.5)	(0.050, 0.906, 2.439, 128.6)	(0.050, 0.906, 1.799, 130.5)	(0.050, 0.906, 1.455, 132.5)	(0.050, 0.906, 1.153, 136.1)	(0.050, 0.906, 1.799, 133.9)	(0.050, 0.906, 1.444, 135.0)	(0.050, 0.906, 1.253, 136.1)	(0.050, 0.906, 1.085, 138.1)	(0.050, 0.906, 1.253, 136.1)	(0.050, 0.906, 1.085, 138.1)
0.99	(0.050, 0.906, 167.2)	(0.050, 0.906, 2.439, 160.0)	(0.050, 0.906, 1.799, 161.2)	(0.050, 0.906, 1.455, 162.5)	(0.050, 0.906, 1.153, 164.6)	(0.050, 0.906, 1.799, 163.2)	(0.050, 0.906, 1.444, 163.9)	(0.050, 0.906, 1.253, 164.6)	(0.050, 0.906, 1.085, 165.8)	(0.050, 0.906, 1.253, 164.6)	(0.050, 0.906, 1.085, 165.8)
1.01	(0.050, 1.225, 167.5)	(0.050, 1.225, 5.301, 153.0)	(0.050, 1.225, 2.963, 154.9)	(0.050, 1.226, 2.023, 157.4)	(0.050, 1.226, 1.296, 162.2)	(0.050, 1.225, 3.389, 159.4)	(0.050, 1.225, 2.090, 160.5)	(0.050, 1.225, 1.572, 161.8)	(0.050, 1.225, 1.164, 164.5)	(0.050, 1.225, 1.572, 161.8)	(0.050, 1.225, 1.164, 164.5)
1.02	(0.050, 1.225, 141.6)	(0.050, 1.225, 5.301, 119.2)	(0.050, 1.225, 2.963, 121.8)	(0.050, 1.226, 2.023, 125.3)	(0.050, 1.226, 1.296, 132.7)	(0.050, 1.225, 3.389, 129.2)	(0.050, 1.225, 2.090, 130.6)	(0.050, 1.225, 1.572, 132.5)	(0.050, 1.225, 1.164, 136.6)	(0.050, 1.225, 1.572, 132.5)	(0.050, 1.225, 1.164, 136.6)
1.05	(0.050, 1.225, 90.7)	(0.050, 1.226, 5.276, 63.9)	(0.050, 1.225, 2.963, 65.4)	(0.050, 1.226, 2.023, 68.5)	(0.050, 1.226, 1.296, 77.2)	(0.050, 1.225, 3.389, 75.9)	(0.050, 1.225, 2.090, 76.6)	(0.050, 1.226, 1.568, 78.5)	(0.050, 1.225, 1.164, 83.2)	(0.050, 1.226, 1.568, 78.5)	(0.050, 1.225, 1.164, 83.2)
1.10	(0.050, 1.225, 51.5)	(0.073, 1.282, 4.012, 31.2)	(0.062, 1.256, 2.696, 31.8)	(0.054, 1.235, 1.980, 33.3)	(0.050, 1.225, 1.296, 38.6)	(0.060, 1.251, 2.922, 40.9)	(0.053, 1.234, 2.040, 40.9)	(0.050, 1.226, 1.568, 41.4)	(0.050, 1.225, 1.164, 44.3)	(0.050, 1.226, 1.568, 41.4)	(0.050, 1.225, 1.164, 44.3)
		$\rho = -0.4$									
0.90	(0.050, 0.914, 37.4)	(0.050, 0.914, 2.486, 23.0)	(0.050, 0.914, 1.819, 24.3)	(0.050, 0.914, 1.468, 26.1)	(0.050, 0.914, 1.157, 30.1)	(0.050, 0.914, 1.825, 29.4)	(0.050, 0.914, 1.455, 30.2)	(0.050, 0.914, 1.260, 31.2)	(0.050, 0.914, 1.087, 33.4)	(0.050, 0.914, 1.260, 31.2)	(0.050, 0.914, 1.087, 33.4)
0.95	(0.050, 0.914, 78.1)	(0.050, 0.914, 2.486, 60.1)	(0.050, 0.914, 1.819, 62.5)	(0.050, 0.914, 1.468, 65.2)	(0.050, 0.914, 1.157, 70.5)	(0.050, 0.914, 1.825, 68.1)	(0.050, 0.914, 1.455, 69.4)	(0.050, 0.914, 1.260, 70.9)	(0.050, 0.914, 1.087, 73.9)	(0.050, 0.914, 1.260, 70.9)	(0.050, 0.914, 1.087, 73.9)
0.98	(0.050, 0.914, 134.1)	(0.050, 0.912, 2.486, 120.8)	(0.050, 0.914, 1.819, 122.9)	(0.050, 0.914, 1.468, 125.1)	(0.050, 0.914, 1.157, 129.2)	(0.050, 0.914, 1.825, 126.7)	(0.050, 0.914, 1.455, 127.9)	(0.050, 0.914, 1.260, 129.1)	(0.050, 0.914, 1.087, 131.4)	(0.050, 0.914, 1.260, 129.1)	(0.050, 0.914, 1.087, 131.4)
0.99	(0.050, 0.914, 163.2)	(0.050, 0.914, 2.486, 155.0)	(0.050, 0.914, 1.819, 156.3)	(0.050, 0.914, 1.468, 157.7)	(0.050, 0.914, 1.157, 160.2)	(0.050, 0.914, 1.825, 158.6)	(0.050, 0.914, 1.455, 159.4)	(0.050, 0.914, 1.260, 160.2)	(0.050, 0.914, 1.087, 161.5)	(0.050, 0.914, 1.260, 160.2)	(0.050, 0.914, 1.087, 161.5)
1.01	(0.050, 1.188, 163.5)	(0.050, 1.188, 4.890, 148.1)	(0.050, 1.188, 2.808, 150.3)	(0.050, 1.188, 1.966, 152.7)	(0.050, 1.188, 1.283, 157.8)	(0.050, 1.188, 3.161, 155.0)	(0.050, 1.188, 2.004, 156.2)	(0.050, 1.188, 1.536, 157.5)	(0.050, 1.188, 1.157, 160.3)	(0.050, 1.188, 1.536, 157.5)	(0.050, 1.188, 1.157, 160.3)
1.02	(0.050, 1.188, 135.3)	(0.050, 1.188, 4.890, 112.0)	(0.050, 1.188, 2.808, 114.8)	(0.050, 1.188, 1.966, 118.3)	(0.050, 1.188, 1.283, 126.0)	(0.050, 1.188, 3.161, 122.4)	(0.050, 1.188, 2.004, 124.0)	(0.050, 1.188, 1.536, 125.8)	(0.050, 1.188, 1.157, 130.1)	(0.050, 1.188, 1.536, 125.8)	(0.050, 1.188, 1.157, 130.1)
1.05	(0.050, 1.188, 82.5)	(0.050, 1.188, 4.889, 36.3)	(0.050, 1.188, 2.808, 37.9)	(0.050, 1.188, 1.966, 60.8)	(0.050, 1.188, 1.283, 67.9)	(0.050, 1.188, 3.168, 67.9)	(0.050, 1.188, 2.004, 68.8)	(0.050, 1.188, 1.536, 70.4)	(0.050, 1.188, 1.157, 75.1)	(0.050, 1.188, 1.536, 70.4)	(0.050, 1.188, 1.157, 75.1)
1.10	(0.050, 1.188, 44.9)	(0.077, 1.244, 3.950, 26.3)	(0.062, 1.215, 2.582, 26.9)	(0.056, 1.201, 1.899, 28.3)	(0.053, 1.196, 1.286, 32.9)	(0.061, 1.211, 2.753, 35.2)	(0.054, 1.197, 1.957, 35.2)	(0.050, 1.188, 1.535, 35.8)	(0.050, 1.188, 1.157, 38.3)	(0.050, 1.188, 1.535, 35.8)	(0.050, 1.188, 1.157, 38.3)
		$\rho = 0$									
0.90	(0.050, 0.923, 30.4)	(0.050, 0.923, 2.547, 17.4)	(0.050, 0.923, 1.846, 18.5)	(0.050, 0.923, 1.484, 20.0)	(0.050, 0.923, 1.162, 23.4)	(0.050, 0.923, 1.859, 23.2)	(0.050, 0.923, 1.470, 23.8)	(0.050, 0.923, 1.268, 24.6)	(0.050, 0.923, 1.090, 26.5)	(0.050, 0.923, 1.268, 24.6)	(0.050, 0.923, 1.090, 26.5)
0.95	(0.050, 0.923, 67.3)	(0.050, 0.923, 2.547, 48.9)	(0.050, 0.923, 1.846, 51.2)	(0.050, 0.923, 1.484, 53.8)	(0.050, 0.923, 1.162, 59.2)	(0.050, 0.923, 1.859, 57.1)	(0.050, 0.923, 1.470, 58.4)	(0.050, 0.923, 1.268, 59.8)	(0.050, 0.923, 1.090, 62.8)	(0.050, 0.923, 1.268, 59.8)	(0.050, 0.923, 1.090, 62.8)
0.98	(0.050, 0.923, 124.9)	(0.050, 0.923, 2.547, 109.8)	(0.050, 0.923, 1.846, 112.2)	(0.050, 0.923, 1.484, 114.6)	(0.050, 0.923, 1.162, 119.2)	(0.050, 0.923, 1.859, 116.5)	(0.050, 0.923, 1.470, 117.8)	(0.050, 0.923, 1.268, 119.2)	(0.050, 0.923, 1.090, 121.7)	(0.050, 0.923, 1.268, 119.2)	(0.050, 0.923, 1.090, 121.7)
0.99	(0.050, 0.923, 157.2)	(0.050, 0.923, 2.547, 147.5)	(0.050, 0.923, 1.846, 149.1)	(0.050, 0.923, 1.484, 150.7)	(0.050, 0.923, 1.162, 153.7)	(0.050, 0.923, 1.859, 151.8)	(0.050, 0.923, 1.470, 152.7)	(0.050, 0.923, 1.268, 153.6)	(0.050, 0.923, 1.090, 155.2)	(0.050, 0.923, 1.268, 153.6)	(0.050, 0.923, 1.090, 155.2)
1.01	(0.050, 1.148, 157.5)	(0.050, 1.148, 4.509, 140.7)	(0.050, 1.149, 2.653, 143.3)	(0.050, 1.148, 1.896, 145.9)	(0.050, 1.148, 1.268, 151.4)	(0.050, 1.148, 2.949, 148.2)	(0.050, 1.149, 1.918, 149.7)	(0.050, 1.148, 1.497, 151.1)	(0.050, 1.148, 1.149, 154.1)	(0.050, 1.148, 1.497, 151.1)	(0.050, 1.148, 1.149, 154.1)
1.02	(0.050, 1.148, 126.2)	(0.050, 1.148, 4.509, 101.8)	(0.050, 1.149, 2.653, 103.0)	(0.050, 1.148, 1.896, 108.5)	(0.050, 1.148, 1.268, 116.4)	(0.050, 1.148, 2.949, 112.6)	(0.050, 1.149, 1.918, 114.4)	(0.050, 1.148, 1.497, 116.4)	(0.050, 1.148, 1.149, 120.7)	(0.050, 1.148, 1.497, 116.4)	(0.050, 1.148, 1.149, 120.7)
1.05	(0.050, 1.148, 71.7)	(0.050, 1.148, 4.509, 46.8)	(0.051, 1.152, 2.630, 48.5)	(0.050, 1.148, 1.896, 51.1)	(0.050, 1.148, 1.268, 58.7)	(0.050, 1.148, 2.949, 57.9)	(0.050, 1.149, 1.918, 58.8)	(0.050, 1.148, 1.497, 60.2)	(0.050, 1.148, 1.149, 64.5)	(0.050, 1.148, 1.497, 60.2)	(0.050, 1.148, 1.149, 64.5)
1.10	(0.050, 1.148, 37.0)	(0.082, 1.202, 3.628, 20.8)	(0.068, 1.180, 2.404, 21.4)	(0.061, 1.169, 1.800, 22.6)	(0.050, 1.148, 1.268, 26.5)	(0.065, 1.175, 2.537, 28.5)	(0.059, 1.166, 1.840, 28.6)	(0.056, 1.159, 1.468, 29.1)	(0.050, 1.148, 1.149, 31.1)	(0.056, 1.159, 1.468, 29.1)	(0.050, 1.148, 1.149, 31.1)
		$\rho = 0.4$									
0.90	(0.050, 0.937, 22.1)	(0.050, 0.937, 2.638, 11.8)	(0.050, 0.937, 1.885, 12.4)	(0.060, 0.928, 1.502, 13.4)	(0.050, 0.937, 1.169, 15.9)	(0.050, 0.937, 1.910, 16.4)	(0.050, 0.937, 1.492, 16.7)	(0.053, 0.933, 1.280, 17.3)	(0.050, 0.937, 1.094, 18.7)	(0.053, 0.933, 1.280, 17.3)	(0.050, 0.937, 1.094, 18.7)
0.95	(0.050, 0.937, 52.1)	(0.050, 0.937, 2.638, 34.4)	(0.050, 0.937, 1.885, 36.3)	(0.050, 0.936, 1.506, 38.7)	(0.050, 0.937, 1.169, 43.7)	(0.050, 0.937, 1.910, 42.2)	(0.050, 0.937, 1.492, 43.3)	(0.050, 0.936, 1.281, 44.7)	(0.050, 0.937, 1.094, 47.4)	(0.050, 0.936, 1.281, 44.7)	(0.050, 0.937, 1.094, 47.4)
0.98	(0.050, 0.937, 109.7)	(0.050, 0.937, 2.638, 92.0)	(0.050, 0.937, 1.885, 94.7)	(0.050, 0.936, 1.506, 97.5)	(0.050, 0.937, 1.169, 102.8)	(0.050, 0.937, 1.910, 99.9)	(0.050, 0.937, 1.492, 101.4)	(0.050, 0.936, 1.281, 103.0)	(0.050, 0.937, 1.094, 105.9)	(0.050, 0.936, 1.281, 103.0)	(0.050, 0.937, 1.094, 105.9)
0.99	(0.050, 0.937, 146.6)	(0.050, 0.937, 2.638, 134.4)	(0.050, 0.937, 1.885, 136.4)	(0.050, 0.936, 1.506, 138.5)	(0.050, 0.937, 1.169, 142.2)	(0.050, 0.937, 1.910, 139.8)	(0.050, 0.937, 1.492, 140.9)	(0.050, 0.936, 1.281, 142.1)	(0.050, 0.937, 1.094, 144.2)	(0.050, 0.936, 1.281, 142.1)	(0.050, 0.937, 1.094, 144.2)
1.01	(0.050, 1.106, 147.1)	(0.050, 1.107, 4.062, 128.5)	(0.050, 1.107, 2.491, 131.2)	(0.050, 1.106, 1.811, 134.4)	(0.050, 1.106, 1.264, 140.0)	(0.050, 1.106, 2.715, 136.7)	(0.050, 1.106, 1.828, 138.3)	(0.050, 1.106, 1.454, 139.9)	(0.050, 1.106, 1.147, 143.2)	(0.050, 1.106, 1.454, 139.9)	(0.050, 1.106, 1.147, 143.2)
1.02	(0.050, 1.106, 111.2)	(0.050, 1.107, 4.063, 86.0)	(0.050, 1.106, 2.491, 89.0)	(0.050, 1.107, 1.811, 92.9)	(0.050, 1.106, 1.264, 100.5)	(0.050, 1.106, 2.715, 97.1)	(0.050, 1.106, 1.828, 98.9)	(0.050, 1.106, 1.454, 100.9)	(0.050, 1.106, 1.147, 105.3)	(0.050, 1.106, 1.454, 100.9)	(0.050, 1.106, 1.147, 105.3)
1.05	(0.050, 1.106, 56.3)	(0.050, 1.107, 4.062, 34.6)	(0.050, 1.106, 2.491, 35.8)	(0.050, 1.107, 1.811, 38.1)	(0.050, 1.106, 1.264, 44.0)	(0.050, 1.106, 2.715, 44.2)	(0.050, 1.106, 1.828, 44.9)	(0.050, 1.107, 1.451, 46.2)	(0.050, 1.106, 1.147, 49.5)	(0.050, 1.107, 1.451, 46.2)	(0.050, 1.106, 1.147, 49.5)
1.10	(0.054, 1.111, 27.2)	(0.095, 1.160, 3.058, 14.4)	(0.082, 1.146, 2.188, 14.8)	(0.078, 1.141, 1.665, 15.8)	(0.057, 1.115, 1.248, 18.6)	(0.074, 1.136, 2.301, 20.4)	(0.069, 1.130, 1.717, 20.5)	(0.061, 1.120, 1.415, 20.9)	(0.056, 1.114, 1.139, 22.4)	(0.061, 1.120, 1.415, 20.9)	(0.056, 1.114, 1.139, 22.4)
		$\rho = 0.8$									
0.90	(0.114, 0.929, 10.9)	(0.166, 0.909, 2.289, 5.5)	(0.173, 0.906, 1.787, 5.5)	(0.159, 0.911, 1.471, 5.8)	(0.128, 0.923, 1.158, 7.0)	(0.133, 0.921, 1.761, 7.9)	(0.123, 0.925, 1.468, 7.9)	(0.123, 0.925, 1.272, 8.1)	(0.121, 0.926, 1.088, 8.8)	(0.123, 0.925, 1.272, 8.1)	(0.

Table 5: The parameters $(\lambda^+, H_U, h_L, ATS_1)$ and $(\lambda^-, H_D, h_L, ATS_1)$ of the VSI EWMA-RZ control charts compared to those (λ^+, H_U, ARL_1) and (λ^-, H_D, ARL_1) of FSI EWMA charts (second column) for $\gamma_X = 0.01, \gamma_Y = 0.2, n = 1, ASI_0 = 1$ and $ATS_0 = 200$

τ	FSI	$h_S = 0.1$					$h_S = 0.5$					$h_S = 0.8$							
		$R = 0.1$	$R = 0.2$	$R = 0.3$	$R = 0.5$	$R = 0.8$	$R = 0.1$	$R = 0.2$	$R = 0.3$	$R = 0.5$	$R = 0.8$	$R = 0.1$	$R = 0.2$	$R = 0.3$	$R = 0.5$	$R = 0.8$			
		$\rho = -0.4$																	
0.90	(0.113, 0.909, 18.4)	(0.052, 0.947, 2.334, 10.8)	(0.081, 0.928, 1.790, 11.1)	(0.081, 0.927, 1.459, 11.8)	(0.090, 0.922, 1.153, 13.8)	(0.081, 0.927, 1.714, 14.3)	(0.085, 0.925, 1.439, 14.4)	(0.089, 0.923, 1.256, 14.8)	(0.101, 0.916, 1.085, 15.9)	(0.050, 0.949, 45.4)	(0.050, 0.949, 1.791, 32.8)	(0.050, 0.949, 1.791, 32.8)	(0.050, 0.949, 1.450, 34.6)	(0.050, 0.949, 1.152, 38.6)	(0.058, 0.949, 1.787, 37.7)	(0.050, 0.949, 1.439, 38.4)	(0.050, 0.949, 1.250, 39.4)	(0.050, 0.949, 1.084, 41.6)	
0.95	(0.050, 0.949, 10.1)	(0.050, 0.949, 2.418, 86.6)	(0.050, 0.949, 1.791, 88.4)	(0.050, 0.949, 1.450, 90.6)	(0.050, 0.949, 1.152, 95.0)	(0.050, 0.949, 1.787, 93.1)	(0.050, 0.949, 1.439, 94.0)	(0.050, 0.949, 1.250, 95.3)	(0.050, 0.949, 1.084, 97.7)	(0.050, 0.949, 140.0)	(0.050, 0.949, 2.418, 129.5)	(0.050, 0.949, 1.791, 130.9)	(0.050, 0.949, 1.450, 132.6)	(0.050, 0.949, 1.152, 135.9)	(0.050, 0.949, 1.787, 134.2)	(0.050, 0.949, 1.439, 135.0)	(0.050, 0.949, 1.250, 135.9)	(0.050, 0.949, 1.084, 137.7)	
1.01	(0.050, 1.126, 150.4)	(0.050, 1.126, 5.493, 127.2)	(0.050, 1.126, 3.029, 130.3)	(0.050, 1.127, 2.052, 134.2)	(0.050, 1.126, 1.302, 141.8)	(0.050, 1.127, 2.052, 134.2)	(0.050, 1.126, 3.496, 137.5)	(0.050, 1.126, 3.496, 137.5)	(0.050, 1.126, 3.496, 137.5)	(0.050, 1.126, 3.496, 137.5)	(0.050, 1.126, 3.496, 137.5)	(0.050, 1.126, 3.496, 137.5)	(0.050, 1.126, 3.496, 137.5)	(0.050, 1.126, 3.496, 137.5)	(0.050, 1.126, 3.496, 137.5)	(0.050, 1.126, 3.496, 137.5)	(0.050, 1.126, 3.496, 137.5)	(0.050, 1.126, 3.496, 137.5)	(0.050, 1.126, 3.496, 137.5)
1.02	(0.050, 1.126, 115.7)	(0.050, 1.126, 5.493, 85.2)	(0.050, 1.126, 3.029, 88.1)	(0.050, 1.127, 2.052, 92.5)	(0.050, 1.126, 1.302, 102.5)	(0.050, 1.127, 2.052, 92.5)	(0.050, 1.126, 3.496, 98.8)	(0.050, 1.126, 3.496, 98.8)	(0.050, 1.126, 3.496, 98.8)	(0.050, 1.126, 3.496, 98.8)	(0.050, 1.126, 3.496, 98.8)	(0.050, 1.126, 3.496, 98.8)	(0.050, 1.126, 3.496, 98.8)	(0.050, 1.126, 3.496, 98.8)	(0.050, 1.126, 3.496, 98.8)	(0.050, 1.126, 3.496, 98.8)	(0.050, 1.126, 3.496, 98.8)	(0.050, 1.126, 3.496, 98.8)	(0.050, 1.126, 3.496, 98.8)
1.05	(0.050, 1.126, 60.7)	(0.068, 1.151, 4.584, 35.6)	(0.056, 1.136, 2.859, 36.6)	(0.050, 1.127, 2.052, 38.5)	(0.050, 1.126, 1.302, 45.5)	(0.050, 1.127, 2.052, 38.5)	(0.056, 1.136, 2.859, 36.6)	(0.056, 1.136, 2.859, 36.6)	(0.056, 1.136, 2.859, 36.6)	(0.056, 1.136, 2.859, 36.6)	(0.056, 1.136, 2.859, 36.6)	(0.056, 1.136, 2.859, 36.6)	(0.056, 1.136, 2.859, 36.6)	(0.056, 1.136, 2.859, 36.6)	(0.056, 1.136, 2.859, 36.6)	(0.056, 1.136, 2.859, 36.6)	(0.056, 1.136, 2.859, 36.6)	(0.056, 1.136, 2.859, 36.6)	(0.056, 1.136, 2.859, 36.6)
1.10	(0.052, 1.130, 30.1)	(0.116, 1.211, 3.411, 14.8)	(0.089, 1.179, 2.559, 15.3)	(0.084, 1.173, 1.735, 16.3)	(0.060, 1.140, 1.263, 19.6)	(0.084, 1.173, 1.735, 16.3)	(0.089, 1.179, 2.559, 15.3)	(0.089, 1.179, 2.559, 15.3)	(0.089, 1.179, 2.559, 15.3)	(0.089, 1.179, 2.559, 15.3)	(0.089, 1.179, 2.559, 15.3)	(0.089, 1.179, 2.559, 15.3)	(0.089, 1.179, 2.559, 15.3)	(0.089, 1.179, 2.559, 15.3)	(0.089, 1.179, 2.559, 15.3)	(0.089, 1.179, 2.559, 15.3)	(0.089, 1.179, 2.559, 15.3)	(0.089, 1.179, 2.559, 15.3)	(0.089, 1.179, 2.559, 15.3)
		$\rho = -0.4$																	
0.90	(0.119, 0.908, 17.9)	(0.059, 0.943, 2.323, 10.5)	(0.079, 0.930, 1.791, 10.8)	(0.080, 0.924, 1.461, 11.4)	(0.097, 0.920, 1.162, 13.3)	(0.080, 0.924, 1.711, 13.9)	(0.086, 0.926, 1.438, 14.0)	(0.089, 0.918, 1.257, 14.3)	(0.108, 0.913, 1.090, 15.3)	(0.050, 0.950, 44.3)	(0.050, 0.950, 1.791, 31.9)	(0.050, 0.950, 1.791, 31.9)	(0.050, 0.950, 1.450, 33.6)	(0.050, 0.950, 1.160, 37.4)	(0.050, 0.950, 1.789, 36.8)	(0.050, 0.950, 1.439, 37.4)	(0.050, 0.950, 1.250, 38.4)	(0.050, 0.950, 1.089, 40.5)	
0.95	(0.050, 0.950, 10.1)	(0.050, 0.950, 2.420, 85.2)	(0.050, 0.950, 1.791, 86.9)	(0.050, 0.950, 1.450, 89.2)	(0.050, 0.950, 1.160, 93.5)	(0.050, 0.950, 1.789, 89.3)	(0.050, 0.950, 1.439, 92.7)	(0.050, 0.950, 1.250, 93.9)	(0.050, 0.950, 1.089, 96.3)	(0.050, 0.950, 139.0)	(0.050, 0.950, 2.420, 128.3)	(0.050, 0.950, 1.791, 129.8)	(0.050, 0.950, 1.450, 131.5)	(0.050, 0.950, 1.160, 134.7)	(0.050, 0.950, 1.789, 133.0)	(0.050, 0.950, 1.439, 133.8)	(0.050, 0.950, 1.250, 134.8)	(0.050, 0.950, 1.089, 136.6)	
1.01	(0.050, 1.124, 149.7)	(0.050, 1.124, 5.465, 126.3)	(0.050, 1.125, 3.017, 129.5)	(0.050, 1.124, 2.061, 133.0)	(0.050, 1.124, 1.302, 141.0)	(0.050, 1.124, 3.480, 97.8)	(0.050, 1.124, 3.480, 97.8)	(0.050, 1.124, 3.480, 97.8)	(0.050, 1.124, 3.480, 97.8)	(0.050, 1.124, 3.480, 97.8)	(0.050, 1.124, 3.480, 97.8)	(0.050, 1.124, 3.480, 97.8)	(0.050, 1.124, 3.480, 97.8)	(0.050, 1.124, 3.480, 97.8)	(0.050, 1.124, 3.480, 97.8)	(0.050, 1.124, 3.480, 97.8)	(0.050, 1.124, 3.480, 97.8)	(0.050, 1.124, 3.480, 97.8)	(0.050, 1.124, 3.480, 97.8)
1.02	(0.050, 1.124, 114.7)	(0.050, 1.124, 5.465, 84.1)	(0.050, 1.125, 3.017, 87.1)	(0.050, 1.124, 2.061, 91.1)	(0.050, 1.124, 1.302, 101.4)	(0.050, 1.124, 3.480, 97.8)	(0.050, 1.124, 3.480, 97.8)	(0.050, 1.124, 3.480, 97.8)	(0.050, 1.124, 3.480, 97.8)	(0.050, 1.124, 3.480, 97.8)	(0.050, 1.124, 3.480, 97.8)	(0.050, 1.124, 3.480, 97.8)	(0.050, 1.124, 3.480, 97.8)	(0.050, 1.124, 3.480, 97.8)	(0.050, 1.124, 3.480, 97.8)	(0.050, 1.124, 3.480, 97.8)	(0.050, 1.124, 3.480, 97.8)	(0.050, 1.124, 3.480, 97.8)	(0.050, 1.124, 3.480, 97.8)
1.05	(0.050, 1.124, 59.8)	(0.068, 1.150, 4.533, 34.9)	(0.059, 1.137, 2.800, 35.9)	(0.050, 1.124, 2.061, 37.7)	(0.050, 1.124, 1.302, 44.5)	(0.050, 1.124, 3.480, 97.8)	(0.050, 1.124, 3.480, 97.8)	(0.050, 1.124, 3.480, 97.8)	(0.050, 1.124, 3.480, 97.8)	(0.050, 1.124, 3.480, 97.8)	(0.050, 1.124, 3.480, 97.8)	(0.050, 1.124, 3.480, 97.8)	(0.050, 1.124, 3.480, 97.8)	(0.050, 1.124, 3.480, 97.8)	(0.050, 1.124, 3.480, 97.8)	(0.050, 1.124, 3.480, 97.8)	(0.050, 1.124, 3.480, 97.8)	(0.050, 1.124, 3.480, 97.8)	(0.050, 1.124, 3.480, 97.8)
1.10	(0.052, 1.128, 29.6)	(0.115, 1.207, 3.222, 14.4)	(0.098, 1.186, 2.268, 14.8)	(0.084, 1.170, 1.734, 15.8)	(0.060, 1.139, 1.278, 19.0)	(0.084, 1.170, 1.734, 15.8)	(0.098, 1.186, 2.268, 14.8)	(0.098, 1.186, 2.268, 14.8)	(0.098, 1.186, 2.268, 14.8)	(0.098, 1.186, 2.268, 14.8)	(0.098, 1.186, 2.268, 14.8)	(0.098, 1.186, 2.268, 14.8)	(0.098, 1.186, 2.268, 14.8)	(0.098, 1.186, 2.268, 14.8)	(0.098, 1.186, 2.268, 14.8)	(0.098, 1.186, 2.268, 14.8)	(0.098, 1.186, 2.268, 14.8)	(0.098, 1.186, 2.268, 14.8)	(0.098, 1.186, 2.268, 14.8)
		$\rho = 0.0$																	
0.90	(0.127, 0.906, 17.4)	(0.057, 0.946, 2.326, 10.2)	(0.066, 0.940, 1.792, 10.4)	(0.065, 0.922, 1.462, 11.1)	(0.104, 0.917, 1.162, 12.9)	(0.065, 0.922, 1.703, 13.5)	(0.066, 0.921, 1.438, 13.6)	(0.069, 0.917, 1.257, 13.9)	(0.116, 0.911, 1.090, 14.9)	(0.050, 0.951, 43.3)	(0.050, 0.951, 1.791, 31.0)	(0.050, 0.951, 1.791, 31.0)	(0.050, 0.951, 1.450, 32.7)	(0.050, 0.951, 1.160, 36.4)	(0.050, 0.951, 1.788, 35.8)	(0.050, 0.951, 1.439, 36.4)	(0.050, 0.951, 1.250, 37.4)	(0.050, 0.951, 1.089, 39.5)	
0.95	(0.050, 0.951, 10.1)	(0.050, 0.951, 2.419, 83.8)	(0.050, 0.951, 1.791, 85.5)	(0.050, 0.951, 1.450, 87.8)	(0.050, 0.951, 1.160, 92.1)	(0.050, 0.951, 1.788, 90.3)	(0.050, 0.951, 1.439, 91.3)	(0.050, 0.951, 1.250, 92.5)	(0.050, 0.951, 1.089, 94.9)	(0.050, 0.951, 137.9)	(0.050, 0.951, 2.419, 127.2)	(0.050, 0.951, 1.791, 128.6)	(0.050, 0.951, 1.450, 130.4)	(0.050, 0.951, 1.160, 133.6)	(0.050, 0.951, 1.788, 132.0)	(0.050, 0.951, 1.439, 132.7)	(0.050, 0.951, 1.250, 133.7)	(0.050, 0.951, 1.089, 135.5)	
1.01	(0.050, 1.121, 149.0)	(0.050, 1.122, 5.444, 125.4)	(0.050, 1.121, 3.032, 128.3)	(0.050, 1.121, 2.061, 132.1)	(0.050, 1.123, 1.316, 140.1)	(0.050, 1.121, 3.491, 96.6)	(0.050, 1.121, 3.491, 96.6)	(0.050, 1.121, 3.491, 96.6)	(0.050, 1.121, 3.491, 96.6)	(0.050, 1.121, 3.491, 96.6)	(0.050, 1.121, 3.491, 96.6)	(0.050, 1.121, 3.491, 96.6)	(0.050, 1.121, 3.491, 96.6)	(0.050, 1.121, 3.491, 96.6)	(0.050, 1.121, 3.491, 96.6)	(0.050, 1.121, 3.491, 96.6)	(0.050, 1.121, 3.491, 96.6)	(0.050, 1.121, 3.491, 96.6)	(0.050, 1.121, 3.491, 96.6)
1.02	(0.050, 1.121, 113.7)	(0.050, 1.122, 5.444, 83.0)	(0.050, 1.121, 3.032, 85.7)	(0.050, 1.121, 2.061, 89.9)	(0.050, 1.123, 1.316, 100.2)	(0.050, 1.121, 3.491, 96.6)	(0.050, 1.121, 3.491, 96.6)	(0.050, 1.121, 3.491, 96.6)	(0.050, 1.121, 3.491, 96.6)	(0.050, 1.121, 3.491, 96.6)	(0.050, 1.121, 3.491, 96.6)	(0.050, 1.121, 3.491, 96.6)	(0.050, 1.121, 3.491, 96.6)	(0.050, 1.121, 3.491, 96.6)	(0.050, 1.121, 3.491, 96.6)	(0.050, 1.121, 3.491, 96.6)	(0.050, 1.121, 3.491, 96.6)	(0.050, 1.121, 3.491, 96.6)	(0.050, 1.121, 3.491, 96.6)
1.05	(0.050, 1.121, 58.8)	(0.068, 1.146, 4.578, 34.1)	(0.061, 1.137, 2.764, 35.1)	(0.050, 1.123, 1.316, 43.4)	(0.050, 1.123, 1.316, 43.4)	(0.050, 1.121, 3.491, 96.6)	(0.050, 1.121, 3.491, 96.6)	(0.050, 1.121, 3.491, 96.6)	(0.050, 1.121, 3.491, 96.6)	(0.050, 1.121, 3.491, 96.6)	(0.050, 1.121, 3.491, 96.6)	(0.050, 1.121, 3.491, 96.6)	(0.050, 1.121, 3.491, 96.6)	(0.050, 1.121, 3.491, 96.6)	(0.050, 1.121, 3.491, 96.6)	(0.050, 1.121, 3.491, 96.6)	(0.050, 1.121, 3.491, 96.6)	(0.050, 1.121, 3.491, 96.6)	(0.050, 1.121, 3.491, 96.6)
1.10	(0.053, 1.126, 29.0)	(0.117, 1.205, 3.198, 14.0)	(0.100, 1.185, 2.252, 14.4)	(0.088, 1.171, 1.711, 15.5)	(0.063, 1.140, 1.268, 18.5)	(0.088, 1.171, 1.711, 15.5)	(0.100, 1.185, 2.252, 14.4)	(0.100, 1.185, 2.252, 14.4)	(0.100, 1.185, 2.252, 14.4)	(0.100, 1.185, 2.252, 14.4)	(0.100, 1.185, 2.252, 14.4)	(0.100, 1.185, 2.252, 14.4)	(0.100, 1.185, 2.252, 14.4)	(0.100, 1.185, 2.252, 14.4)	(0.100, 1.185, 2.252, 14.4)	(0.100, 1.185, 2.252, 14.4)	(0.100, 1.185, 2.252, 14.4)	(0.100, 1.185, 2.252, 14.4)	(0.100, 1.185, 2.252, 14.4)
		$\rho = 0.4$																	
0.90	(0.135, 0.904, 16.8)	(0.065, 0.941, 2.313, 9.9)	(0.070, 0.938, 1.791, 10.1)	(0.101, 0.921, 1.463, 10.7)	(0.113, 0.914, 1.154, 12.5)	(0.101, 0.920, 1.698, 13.0)	(0.111, 0.915, 1.436, 13.1)	(0.114, 0.914, 1.258, 13.4)	(0.125, 0.908, 1.086, 14.4)	(0.050, 0.952, 42.2)	(0.050, 0.952, 1.791, 30.0)	(0.050, 0.952, 1.791, 30.0)	(0.050, 0.952, 1.450, 31.7)	(0.050, 0.952, 1.152, 35.6)	(0.050, 0.952, 1.789, 34.8)	(0.050, 0.952, 1.439, 35.5)	(0.050, 0.952, 1.250, 36.4)	(0.050, 0.952, 1.084, 38.5)	
0.95	(0.050, 0.952, 10.1)	(0.050, 0.952, 2.420, 82.9)	(0.050, 0.952, 1.791, 84.1)	(0.050, 0.952, 1.450, 86.3)	(0.050, 0.952, 1.152, 90.9)	(0.050, 0.952, 1.789, 88.9)	(0.050, 0.952, 1.439, 89.6)	(0.050, 0.952, 1.250, 91.1)	(0.050, 0.952, 1.084, 93.6)	(0.050, 0.952, 136.8)	(0.050, 0.952, 2.420, 125.9)	(0.050, 0.952, 1.791, 127.4)	(0.050, 0.952, 1.450, 129.2)	(0.050, 0.952, 1.152, 132.5)	(0.050, 0.952, 1.788, 130.8)	(0.05			

Table 6: The parameters $(\lambda^+, H_U, h_L, ATS_1)$ and $(\lambda^-, H_D, h_L, ATS_1)$ of the VSI EWMA-RZ control charts compared to those (λ^+, H_U, ARL_1) and (λ^-, H_D, ARL_1) of FSI EWMA charts (second column) for $\gamma_X = 0.01, \gamma_Y = 0.2, n = 15, ASI_0 = 1$ and $ATS_0 = 200$

τ	FSI	$h_S = 0.1$					$h_S = 0.5$					$R = 0.5$
		$R = 0.1$	$R = 0.2$	$R = 0.3$	$R = 0.5$	$R = 0.8$	$R = 0.1$	$R = 0.2$	$R = 0.3$	$R = 0.5$	$R = 0.8$	
0.90	0.90	(0.588, 0.918, 2.7)	(0.810, 0.896, 1.707, 2.0)	(0.731, 0.904, 1.501, 1.9)	(0.657, 0.911, 1.343, 1.8)	(0.588, 0.918, 1.143, 1.7)	(0.703, 0.907, 1.421, 2.3)	(0.641, 0.913, 1.294, 2.2)	(0.601, 0.916, 1.196, 2.2)	(0.588, 0.918, 1.079, 2.2)	(0.588, 0.918, 1.079, 2.2)	
	0.95	(0.201, 0.958, 7.9)	(0.254, 0.951, 2.152, 4.3)	(0.236, 0.954, 1.759, 4.2)	(0.235, 0.954, 1.462, 4.3)	(0.207, 0.957, 1.163, 5.0)	(0.233, 0.954, 1.659, 5.9)	(0.213, 0.956, 1.432, 5.8)	(0.208, 0.957, 1.262, 5.9)	(0.201, 0.958, 1.091, 6.3)		
	0.98	(0.050, 0.983, 27.4)	(0.050, 0.983, 2.882, 15.5)	(0.050, 0.983, 2.000, 16.1)	(0.050, 0.983, 1.568, 17.3)	(0.050, 0.983, 1.198, 20.2)	(0.050, 0.983, 2.046, 20.8)	(0.050, 0.983, 1.556, 21.1)	(0.050, 0.983, 1.316, 21.8)	(0.050, 0.983, 1.110, 23.4)		
	0.99	(0.050, 0.983, 59.6)	(0.050, 0.983, 2.884, 40.8)	(0.050, 0.983, 2.000, 42.8)	(0.050, 0.983, 1.568, 45.3)	(0.050, 0.983, 1.198, 50.3)	(0.050, 0.983, 2.046, 49.2)	(0.050, 0.983, 1.556, 50.3)	(0.050, 0.983, 1.316, 51.7)	(0.050, 0.983, 1.110, 54.5)		
	1.01	(0.050, 1.020, 61.7)	(0.050, 1.020, 3.535, 39.9)	(0.050, 1.020, 2.286, 42.0)	(0.050, 1.020, 1.717, 44.7)	(0.050, 1.020, 1.230, 51.0)	(0.050, 1.020, 2.402, 49.6)	(0.050, 1.020, 1.714, 50.7)	(0.050, 1.020, 1.398, 52.3)	(0.050, 1.020, 1.128, 55.7)		
	1.02	(0.050, 1.020, 29.6)	(0.072, 1.026, 3.220, 16.3)	(0.062, 1.024, 2.205, 16.9)	(0.057, 1.022, 1.692, 18.0)	(0.050, 1.020, 1.230, 21.3)	(0.061, 1.023, 2.313, 22.4)	(0.056, 1.022, 1.691, 22.6)	(0.057, 1.022, 1.384, 23.2)	(0.050, 1.020, 1.128, 25.0)		
	1.05	(0.141, 1.040, 9.3)	(0.253, 1.058, 2.223, 4.7)	(0.218, 1.053, 1.786, 4.6)	(0.194, 1.049, 1.474, 4.8)	(0.157, 1.043, 1.158, 5.8)	(0.185, 1.048, 1.783, 6.8)	(0.175, 1.046, 1.475, 6.8)	(0.163, 1.044, 1.279, 6.9)	(0.150, 1.041, 1.089, 7.4)		
	1.10	(0.339, 1.070, 3.6)	(0.634, 1.110, 1.755, 2.2)	(0.549, 1.099, 1.495, 2.0)	(0.484, 1.090, 1.316, 2.0)	(0.414, 1.081, 1.114, 2.2)	(0.448, 1.085, 1.509, 2.9)	(0.408, 1.080, 1.317, 2.8)	(0.391, 1.078, 1.192, 2.7)	(0.374, 1.075, 1.069, 2.8)		
	0.90	0.90	(0.601, 0.918, 2.6)	(0.915, 0.888, 1.664, 2.0)	(0.797, 0.900, 1.482, 1.8)	(0.678, 0.911, 1.339, 1.7)	(0.601, 0.918, 1.135, 1.7)	(0.673, 0.911, 1.431, 2.3)	(0.602, 0.912, 1.290, 2.2)	(0.625, 0.916, 1.194, 2.1)	(0.601, 0.918, 1.075, 2.1)	
		0.95	(0.206, 0.958, 7.6)	(0.288, 0.948, 2.102, 4.2)	(0.240, 0.954, 1.750, 4.1)	(0.217, 0.957, 1.468, 4.2)	(0.213, 0.957, 1.154, 4.9)	(0.236, 0.954, 1.656, 5.7)	(0.221, 0.956, 1.407, 5.7)	(0.213, 0.957, 1.261, 5.7)	(0.209, 0.958, 1.086, 6.1)	
		0.98	(0.050, 0.983, 26.8)	(0.050, 0.983, 2.884, 15.1)	(0.050, 0.983, 2.001, 15.7)	(0.050, 0.983, 1.568, 16.8)	(0.050, 0.983, 1.187, 19.9)	(0.050, 0.983, 2.047, 20.3)	(0.050, 0.983, 1.556, 20.6)	(0.050, 0.983, 1.316, 21.2)	(0.050, 0.983, 1.104, 22.9)	
0.99		(0.050, 0.983, 58.5)	(0.050, 0.983, 2.884, 39.8)	(0.050, 0.983, 2.001, 41.8)	(0.050, 0.983, 1.568, 44.3)	(0.050, 0.983, 1.187, 49.7)	(0.050, 0.983, 2.047, 48.1)	(0.050, 0.983, 1.556, 49.2)	(0.050, 0.983, 1.316, 50.6)	(0.050, 0.983, 1.104, 53.6)		
1.01		(0.050, 1.020, 60.6)	(0.050, 1.020, 3.535, 39.0)	(0.050, 1.020, 2.285, 41.0)	(0.050, 1.020, 1.719, 43.6)	(0.050, 1.020, 1.243, 49.6)	(0.050, 1.020, 2.408, 48.6)	(0.050, 1.020, 1.714, 49.7)	(0.050, 1.020, 1.399, 51.2)	(0.050, 1.020, 1.135, 54.5)		
1.02		(0.050, 1.020, 29.0)	(0.074, 1.026, 3.192, 15.9)	(0.069, 1.025, 2.167, 16.5)	(0.057, 1.022, 1.693, 17.6)	(0.050, 1.020, 1.243, 20.6)	(0.062, 1.023, 2.300, 21.9)	(0.057, 1.022, 1.688, 22.1)	(0.053, 1.021, 1.391, 22.7)	(0.050, 1.020, 1.135, 24.3)		
1.05		(0.146, 1.040, 9.1)	(0.259, 1.058, 2.209, 4.6)	(0.222, 1.052, 1.780, 4.5)	(0.200, 1.049, 1.469, 4.7)	(0.162, 1.043, 1.160, 5.6)	(0.190, 1.047, 1.775, 6.7)	(0.178, 1.045, 1.472, 6.6)	(0.163, 1.043, 1.279, 6.7)	(0.154, 1.041, 1.093, 7.2)		
1.10		(0.347, 1.070, 3.5)	(0.673, 1.113, 1.730, 2.2)	(0.563, 1.099, 1.489, 2.0)	(0.494, 1.090, 1.313, 1.9)	(0.425, 1.081, 1.119, 2.1)	(0.485, 1.089, 1.487, 2.9)	(0.397, 1.077, 1.321, 2.7)	(0.397, 1.077, 1.191, 2.6)	(0.383, 1.075, 1.069, 2.7)		
0.90		0.90	(0.620, 0.918, 2.5)	(0.900, 0.892, 1.669, 2.0)	(0.791, 0.902, 1.483, 1.8)	(0.696, 0.911, 1.335, 1.7)	(0.617, 0.918, 1.134, 1.7)	(0.746, 0.906, 1.409, 2.2)	(0.672, 0.913, 1.288, 2.1)	(0.637, 0.916, 1.192, 2.1)	(0.617, 0.918, 1.074, 2.0)	
		0.95	(0.213, 0.958, 7.4)	(0.286, 0.950, 2.105, 4.1)	(0.243, 0.955, 1.717, 4.0)	(0.231, 0.956, 1.463, 4.1)	(0.220, 0.957, 1.153, 4.8)	(0.245, 0.954, 1.648, 5.6)	(0.225, 0.957, 1.405, 5.5)	(0.227, 0.956, 1.258, 5.6)	(0.216, 0.958, 1.085, 5.9)	
		0.98	(0.050, 0.984, 26.1)	(0.051, 0.983, 2.874, 14.7)	(0.052, 0.983, 1.994, 15.3)	(0.050, 0.984, 1.568, 16.3)	(0.050, 0.983, 1.197, 19.2)	(0.050, 0.983, 2.043, 19.8)	(0.052, 0.983, 1.552, 20.1)	(0.050, 0.984, 1.316, 20.7)	(0.050, 0.983, 1.109, 22.3)	
	0.99	(0.050, 0.984, 57.3)	(0.050, 0.983, 2.882, 38.9)	(0.050, 0.984, 2.000, 40.8)	(0.050, 0.984, 1.569, 43.2)	(0.050, 0.983, 1.197, 48.4)	(0.050, 0.983, 2.045, 47.1)	(0.050, 0.984, 1.555, 48.2)	(0.050, 0.984, 1.316, 49.5)	(0.050, 0.983, 1.109, 52.4)		
	1.01	(0.050, 1.019, 59.5)	(0.050, 1.019, 3.535, 38.1)	(0.050, 1.019, 2.286, 40.0)	(0.050, 1.020, 1.716, 42.7)	(0.050, 1.019, 1.230, 48.8)	(0.050, 1.019, 2.408, 47.6)	(0.050, 1.019, 1.714, 48.7)	(0.050, 1.020, 1.398, 50.2)	(0.050, 1.019, 1.128, 53.6)		
	1.02	(0.050, 1.020, 28.4)	(0.075, 1.026, 3.180, 15.5)	(0.066, 1.023, 2.185, 16.0)	(0.059, 1.022, 1.687, 17.1)	(0.050, 1.019, 1.230, 20.2)	(0.063, 1.023, 2.206, 21.3)	(0.057, 1.021, 1.685, 21.6)	(0.054, 1.021, 1.389, 22.1)	(0.050, 1.019, 1.127, 23.8)		
	1.05	(0.147, 1.039, 8.9)	(0.242, 1.054, 2.249, 4.5)	(0.230, 1.052, 1.770, 4.4)	(0.206, 1.049, 1.464, 4.6)	(0.165, 1.042, 1.156, 5.5)	(0.188, 1.046, 1.776, 6.5)	(0.181, 1.045, 1.469, 6.4)	(0.178, 1.045, 1.271, 6.5)	(0.158, 1.041, 1.088, 7.0)		
	1.10	(0.356, 1.070, 3.4)	(0.658, 1.109, 1.739, 2.2)	(0.579, 1.099, 1.482, 2.0)	(0.509, 1.090, 1.309, 1.9)	(0.435, 1.080, 1.112, 2.1)	(0.507, 1.090, 1.476, 2.8)	(0.429, 1.080, 1.310, 2.6)	(0.411, 1.077, 1.188, 2.6)	(0.391, 1.075, 1.064, 2.7)		
	0.90	0.90	(0.637, 0.918, 2.4)	(0.928, 0.891, 1.659, 2.0)	(0.891, 0.895, 1.457, 1.8)	(0.721, 0.910, 1.331, 1.6)	(0.633, 0.918, 1.133, 1.6)	(0.735, 0.909, 1.412, 2.2)	(0.692, 0.913, 1.285, 2.1)	(0.664, 0.915, 1.189, 2.0)	(0.633, 0.918, 1.077, 2.0)	
		0.95	(0.220, 0.958, 7.2)	(0.297, 0.950, 2.091, 4.0)	(0.257, 0.954, 1.707, 3.9)	(0.239, 0.956, 1.460, 3.9)	(0.228, 0.957, 1.153, 4.6)	(0.248, 0.955, 1.645, 5.4)	(0.245, 0.955, 1.397, 5.3)	(0.233, 0.957, 1.257, 5.4)	(0.225, 0.957, 1.085, 5.8)	
		0.98	(0.050, 0.984, 25.5)	(0.054, 0.983, 2.856, 14.2)	(0.050, 0.984, 2.000, 14.8)	(0.056, 0.982, 1.561, 15.9)	(0.050, 0.984, 1.198, 18.6)	(0.051, 0.984, 2.042, 19.2)	(0.050, 0.984, 1.556, 19.5)	(0.050, 0.984, 1.311, 20.2)	(0.050, 0.984, 1.110, 21.6)	
0.99		(0.050, 0.984, 56.2)	(0.050, 0.984, 2.884, 37.8)	(0.050, 0.984, 2.001, 39.7)	(0.050, 0.984, 1.568, 42.1)	(0.050, 0.984, 1.198, 47.2)	(0.050, 0.984, 2.047, 46.0)	(0.050, 0.984, 1.556, 47.0)	(0.050, 0.984, 1.316, 48.4)	(0.050, 0.984, 1.110, 51.2)		
1.01		(0.050, 1.019, 58.4)	(0.050, 1.019, 3.535, 37.2)	(0.050, 1.019, 2.285, 39.1)	(0.050, 1.019, 1.719, 41.6)	(0.050, 1.019, 1.243, 47.4)	(0.050, 1.019, 2.408, 46.6)	(0.050, 1.019, 1.714, 47.7)	(0.050, 1.019, 1.399, 49.1)	(0.050, 1.019, 1.135, 52.3)		
1.02		(0.050, 1.019, 27.7)	(0.079, 1.026, 3.145, 15.1)	(0.065, 1.023, 2.188, 15.6)	(0.061, 1.022, 1.679, 16.6)	(0.050, 1.019, 1.243, 19.5)	(0.063, 1.022, 2.203, 20.8)	(0.059, 1.021, 1.679, 21.0)	(0.057, 1.021, 1.384, 21.6)	(0.050, 1.019, 1.135, 23.2)		
1.05		(0.153, 1.040, 8.6)	(0.273, 1.058, 2.178, 4.3)	(0.237, 1.052, 1.760, 4.3)	(0.213, 1.049, 1.459, 4.4)	(0.172, 1.043, 1.163, 5.3)	(0.178, 1.044, 1.797, 6.4)	(0.186, 1.045, 1.474, 6.3)	(0.180, 1.044, 1.270, 6.3)	(0.161, 1.041, 1.092, 6.8)		
1.10		(0.366, 1.070, 3.3)	(0.684, 1.110, 1.723, 2.1)	(0.565, 1.095, 1.488, 1.9)	(0.520, 1.089, 1.306, 1.9)	(0.449, 1.081, 1.117, 2.0)	(0.481, 1.085, 1.489, 2.7)	(0.440, 1.079, 1.306, 2.6)	(0.408, 1.075, 1.188, 2.5)	(0.402, 1.075, 1.067, 2.6)		
0.90		0.90	(0.653, 0.918, 2.3)	(0.940, 0.892, 1.654, 1.9)	(0.842, 0.901, 1.469, 1.8)	(0.758, 0.909, 1.325, 1.6)	(0.652, 0.918, 1.140, 1.6)	(0.757, 0.909, 1.407, 2.1)	(0.710, 0.913, 1.281, 2.0)	(0.681, 0.916, 1.188, 2.0)	(0.652, 0.918, 1.077, 1.9)	
		0.95	(0.229, 0.958, 7.0)	(0.346, 0.946, 2.031, 3.9)	(0.265, 0.954, 1.702, 3.7)	(0.249, 0.956, 1.457, 3.8)	(0.237, 0.957, 1.161, 4.4)	(0.279, 0.953, 1.620, 5.3)	(0.244, 0.956, 1.398, 5.2)	(0.238, 0.957, 1.256, 5.2)	(0.231, 0.958, 1.089, 5.5)	
		0.98	(0.063, 0.982, 24.9)	(0.065, 0.981, 2.782, 13.9)	(0.063, 0.981, 1.971, 14.4)	(0.063, 0.981, 1.554, 15.4)	(0.063, 0.982, 1.192, 18.2)	(0.063, 0.982, 1.999, 18.7)	(0.063, 0.981, 1.539, 19.1)	(0.063, 0.981, 1.308, 19.6)	(0.063, 0.982, 1.106, 21.1)	
	0.99	(0.063, 0.982, 56.0)	(0.063, 0.982, 2.798, 37.9)	(0.063, 0.981, 1.972, 39.9)	(0.063, 0.981, 1.554, 42.2)	(0.063, 0.982, 1.192, 47.3)	(0.063, 0.982, 1.999, 46.0)	(0.063, 0.981, 1.540, 47.0)	(0.063, 0.981, 1.308, 48.3)	(0.063, 0.982, 1.106, 51.1)		
	1.01	(0.050, 1.019, 57.3)	(0.051, 1.019, 3.503, 36.3)	(0.051, 1.019, 2.273, 38.2)	(0.050, 1.019, 1.720, 40.5)	(0.050, 1.019, 1.239, 46.6)	(0.050, 1.019, 2.406, 45.6)	(0.050, 1.019, 1.714, 46.6)	(0.050, 1.019, 1.400, 48.0)	(0.050, 1.019, 1.128, 51.3)		
	1.02	(0.050, 1.019, 27.1)	(0.079, 1.025, 3.139, 14.6)	(0.070, 1.024, 2.161, 15.1)	(0.063, 1.022, 1.674, 16.1)	(0.050, 1.019, 1.239, 19.1)	(0.065, 1.022, 2.189, 20.2)	(0.063, 1.022, 1.666, 20.5)	(0.058, 1.021, 1.383, 21.0)	(0.051, 1.019, 1.126, 22.7)		
	1.05	(0.155, 1.039, 8.4)	(0.274, 1.056, 2.177, 4.2)	(0.245, 1.052, 1.750, 4.1)	(0.214, 1.048, 1.458, 4.3)	(0.175, 1.042, 1.153, 5.2)	(0.204, 1.047, 1.751, 6.2)	(0.191, 1.045, 1.434, 6.1)	(0.190, 1.045, 1.265, 6.1)	(0.166, 1.041, 1.086, 6.6)		
	1.10	(0.374, 1.070, 3.2)	(0.721, 1.112, 1.700, 2.1)	(0.637, 1.102, 1.459, 1.9)	(0.546, 1.091, 1.292, 1.8)	(0.459, 1.080, 1.109, 1.9)	(0.425, 1.076, 1.523, 2.7)	(0.432, 1.077, 1.309, 2.5)	(0.431, 1.077, 1.184, 2.4)	(0.412, 1.074, 1.063, 2.5)		

Table 7: The parameters $(\lambda^+, H_U, h_L, ATS_1)$ and $(\lambda^-, H_D, h_L, ATS_1)$ of the VSI EWMA-RZ control charts compared to those (λ^+, H_U, ARL_1) and (λ^-, H_D, ARL_1) of FSI EWMA charts (second column) for $\gamma_X = 0.2, \gamma_Y = 0.01, n = 1, ASI_0 = 1$ and $ATS_0 = 200$

τ	FSI	$h_S = 0.1$					$h_S = 0.5$					R						
		R=0.1	R=0.2	R=0.3	R=0.5	$\rho = -0.8$	R=0.1	R=0.2	R=0.3	R=0.5								
0.90	(0.050, 0.929, 21.4)	(0.081, 0.902, 2.851, 10.4)	(0.073, 0.908, 2.023, 10.9)	(0.068, 0.913, 1.591, 11.8)	(0.054, 0.925, 1.200, 14.3)	(0.064, 0.916, 2.099, 15.4)	(0.058, 0.922, 1.595, 15.7)	(0.059, 0.921, 1.338, 15.8)	(0.052, 0.927, 1.112, 17.5)	(0.050, 0.929, 1.113, 43.7)	(0.050, 0.929, 1.346, 40.5)	(0.050, 0.929, 1.113, 101.6)	(0.050, 0.929, 1.113, 141.2)	(0.050, 0.929, 1.113, 131.8)	(0.050, 1.072, 1.116, 91.3)	(0.050, 1.072, 1.116, 39.3)	(0.083, 1.101, 1.101, 16.7)	
0.95	(0.050, 0.929, 49.4)	(0.050, 0.929, 3.112, 28.8)	(0.051, 0.928, 2.096, 31.0)	(0.051, 0.928, 1.620, 33.5)	(0.050, 0.929, 1.203, 39.1)	(0.050, 0.929, 2.173, 38.0)	(0.050, 0.929, 1.611, 39.1)	(0.050, 0.929, 1.346, 40.5)	(0.050, 0.929, 1.113, 43.7)	(0.050, 0.929, 1.346, 97.8)	(0.050, 0.929, 1.346, 138.4)	(0.050, 0.929, 1.113, 141.2)	(0.050, 0.929, 1.113, 131.8)	(0.050, 1.072, 1.116, 91.3)	(0.050, 1.072, 1.116, 39.3)	(0.083, 1.101, 1.101, 16.7)		
0.98	(0.050, 0.929, 106.5)	(0.050, 0.929, 3.112, 83.7)	(0.050, 0.929, 2.100, 87.3)	(0.050, 0.929, 1.623, 90.8)	(0.050, 0.929, 1.203, 97.6)	(0.050, 0.929, 2.173, 93.9)	(0.050, 0.929, 1.611, 95.9)	(0.050, 0.929, 1.346, 97.8)	(0.050, 0.929, 1.113, 43.7)	(0.050, 0.929, 1.346, 138.4)	(0.050, 0.929, 1.346, 138.4)	(0.050, 0.929, 1.113, 141.2)	(0.050, 0.929, 1.113, 131.8)	(0.050, 1.072, 1.116, 91.3)	(0.050, 1.072, 1.116, 39.3)	(0.083, 1.101, 1.101, 16.7)		
0.99	(0.050, 0.929, 144.4)	(0.050, 0.929, 3.112, 128.1)	(0.050, 0.929, 2.100, 131.0)	(0.050, 0.929, 1.623, 133.6)	(0.050, 0.929, 1.203, 138.6)	(0.050, 0.929, 2.173, 126.3)	(0.050, 0.929, 1.611, 137.0)	(0.050, 0.929, 1.346, 138.4)	(0.050, 0.929, 1.113, 43.7)	(0.050, 0.929, 1.346, 138.4)	(0.050, 0.929, 1.346, 138.4)	(0.050, 0.929, 1.113, 141.2)	(0.050, 0.929, 1.113, 131.8)	(0.050, 1.072, 1.116, 91.3)	(0.050, 1.072, 1.116, 39.3)	(0.083, 1.101, 1.101, 16.7)		
1.01	(0.050, 1.072, 135.1)	(0.050, 1.072, 3.208, 120.2)	(0.050, 1.072, 2.145, 122.3)	(0.050, 1.072, 1.647, 124.5)	(0.050, 1.072, 1.210, 129.2)	(0.050, 1.073, 2.227, 126.9)	(0.050, 1.072, 1.636, 128.2)	(0.050, 1.072, 1.359, 129.2)	(0.050, 1.072, 1.116, 91.3)	(0.050, 1.072, 1.359, 86.6)	(0.050, 1.072, 1.359, 86.6)	(0.050, 1.072, 1.116, 91.3)	(0.050, 1.072, 1.116, 39.3)	(0.050, 1.072, 1.116, 91.3)	(0.050, 1.072, 1.116, 39.3)	(0.083, 1.101, 1.101, 16.7)		
1.02	(0.050, 1.072, 95.9)	(0.050, 1.073, 3.208, 76.8)	(0.050, 1.072, 2.135, 79.1)	(0.050, 1.072, 1.647, 81.8)	(0.050, 1.072, 1.210, 87.6)	(0.050, 1.073, 2.227, 85.3)	(0.050, 1.072, 1.636, 86.6)	(0.050, 1.072, 1.359, 88.0)	(0.050, 1.072, 1.116, 91.3)	(0.050, 1.072, 1.359, 86.6)	(0.050, 1.072, 1.359, 86.6)	(0.050, 1.072, 1.116, 91.3)	(0.050, 1.072, 1.116, 39.3)	(0.050, 1.072, 1.116, 91.3)	(0.050, 1.072, 1.116, 39.3)	(0.083, 1.101, 1.101, 16.7)		
1.05	(0.050, 1.072, 43.9)	(0.099, 1.114, 2.683, 11.5)	(0.101, 1.115, 1.977, 11.7)	(0.093, 1.110, 1.568, 12.3)	(0.076, 1.096, 1.190, 14.4)	(0.097, 1.113, 1.942, 15.2)	(0.092, 1.109, 1.554, 15.2)	(0.093, 1.110, 1.315, 15.6)	(0.083, 1.101, 1.101, 16.7)	(0.099, 1.114, 2.683, 11.5)	(0.101, 1.115, 1.977, 11.7)	(0.093, 1.110, 1.568, 12.3)	(0.076, 1.096, 1.190, 14.4)	(0.097, 1.113, 1.942, 15.2)	(0.092, 1.109, 1.554, 15.2)	(0.093, 1.110, 1.315, 15.6)	(0.083, 1.101, 1.101, 16.7)	
1.10	(0.092, 1.109, 19.7)	(0.086, 0.900, 2.835, 10.1)	(0.077, 0.906, 2.018, 10.6)	(0.072, 0.911, 1.589, 11.5)	(0.055, 0.925, 1.200, 14.0)	(0.066, 0.915, 2.098, 15.1)	(0.062, 0.919, 1.592, 15.3)	(0.059, 0.921, 1.338, 15.8)	(0.053, 0.926, 1.112, 17.1)	(0.092, 1.109, 19.7)	(0.086, 0.900, 2.835, 10.1)	(0.077, 0.906, 2.018, 10.6)	(0.072, 0.911, 1.589, 11.5)	(0.055, 0.925, 1.200, 14.0)	(0.066, 0.915, 2.098, 15.1)	(0.062, 0.919, 1.592, 15.3)	(0.059, 0.921, 1.338, 15.8)	(0.053, 0.926, 1.112, 17.1)
0.90	(0.051, 0.929, 21.0)	(0.050, 0.930, 3.130, 28.0)	(0.051, 0.929, 2.106, 30.1)	(0.050, 0.930, 1.628, 32.4)	(0.050, 0.930, 1.205, 38.1)	(0.050, 0.930, 2.183, 37.2)	(0.050, 0.930, 1.617, 38.3)	(0.050, 0.930, 1.349, 39.6)	(0.050, 0.930, 1.114, 41.8)	(0.050, 0.930, 1.349, 96.5)	(0.050, 0.930, 1.349, 96.5)	(0.050, 0.930, 1.114, 100.4)	(0.050, 0.930, 1.114, 140.3)	(0.050, 0.930, 1.114, 100.4)	(0.050, 0.930, 1.114, 140.3)	(0.050, 0.930, 1.114, 100.4)	(0.087, 1.102, 1.108, 16.2)	
0.95	(0.050, 0.930, 48.5)	(0.050, 0.930, 3.130, 82.4)	(0.050, 0.930, 2.110, 86.0)	(0.050, 0.930, 1.628, 89.4)	(0.050, 0.930, 1.205, 96.4)	(0.050, 0.930, 2.183, 92.7)	(0.050, 0.930, 1.616, 94.6)	(0.050, 0.930, 1.349, 96.5)	(0.050, 0.930, 1.114, 100.4)	(0.050, 0.930, 1.349, 96.5)	(0.050, 0.930, 1.349, 96.5)	(0.050, 0.930, 1.114, 100.4)	(0.050, 0.930, 1.114, 140.3)	(0.050, 0.930, 1.114, 100.4)	(0.050, 0.930, 1.114, 140.3)	(0.050, 0.930, 1.114, 100.4)	(0.087, 1.102, 1.108, 16.2)	
0.98	(0.050, 0.930, 104.2)	(0.050, 0.931, 3.158, 80.9)	(0.050, 0.931, 2.122, 84.4)	(0.050, 0.931, 1.634, 88.0)	(0.050, 0.931, 1.206, 95.0)	(0.050, 0.931, 2.193, 91.2)	(0.050, 0.931, 1.623, 93.2)	(0.050, 0.931, 1.352, 95.2)	(0.050, 0.931, 1.114, 99.1)	(0.050, 0.931, 1.352, 95.2)	(0.050, 0.931, 1.352, 95.2)	(0.050, 0.931, 1.114, 99.1)	(0.050, 0.931, 1.114, 139.3)	(0.050, 0.931, 1.114, 99.1)	(0.050, 0.931, 1.114, 139.3)	(0.050, 0.931, 1.114, 99.1)	(0.087, 1.102, 1.108, 16.2)	
0.99	(0.050, 0.931, 142.7)	(0.050, 0.931, 3.158, 125.7)	(0.050, 0.931, 2.122, 128.6)	(0.050, 0.931, 1.634, 131.4)	(0.050, 0.931, 1.206, 136.6)	(0.050, 0.931, 2.193, 133.2)	(0.050, 0.931, 1.623, 134.9)	(0.050, 0.931, 1.352, 136.4)	(0.050, 0.931, 1.114, 99.1)	(0.050, 0.931, 1.352, 136.4)	(0.050, 0.931, 1.352, 136.4)	(0.050, 0.931, 1.114, 99.1)	(0.050, 0.931, 1.114, 139.3)	(0.050, 0.931, 1.114, 99.1)	(0.050, 0.931, 1.114, 139.3)	(0.050, 0.931, 1.114, 99.1)	(0.087, 1.102, 1.108, 16.2)	
1.01	(0.050, 1.068, 133.1)	(0.050, 1.068, 3.164, 118.1)	(0.050, 1.068, 2.125, 120.2)	(0.050, 1.069, 1.634, 122.6)	(0.050, 1.068, 1.207, 127.1)	(0.050, 1.068, 2.202, 124.8)	(0.050, 1.068, 1.625, 125.9)	(0.050, 1.069, 1.352, 127.3)	(0.050, 1.068, 1.115, 129.8)	(0.050, 1.069, 1.352, 127.3)	(0.050, 1.069, 1.352, 127.3)	(0.050, 1.068, 1.115, 129.8)	(0.050, 1.068, 1.115, 129.8)	(0.050, 1.068, 1.115, 129.8)	(0.050, 1.068, 1.115, 129.8)	(0.050, 1.068, 1.115, 129.8)	(0.087, 1.102, 1.108, 16.2)	
1.02	(0.050, 1.068, 93.4)	(0.050, 1.068, 3.164, 74.5)	(0.050, 1.068, 2.125, 76.7)	(0.050, 1.069, 1.634, 79.5)	(0.050, 1.068, 1.207, 85.2)	(0.050, 1.068, 2.202, 82.9)	(0.050, 1.068, 1.625, 84.1)	(0.050, 1.069, 1.352, 85.7)	(0.050, 1.068, 1.115, 88.8)	(0.050, 1.069, 1.352, 85.7)	(0.050, 1.069, 1.352, 85.7)	(0.050, 1.068, 1.115, 88.8)	(0.050, 1.068, 1.115, 88.8)	(0.050, 1.068, 1.115, 88.8)	(0.050, 1.068, 1.115, 88.8)	(0.050, 1.068, 1.115, 88.8)	(0.087, 1.102, 1.108, 16.2)	
1.05	(0.050, 1.068, 42.0)	(0.050, 1.068, 3.164, 27.0)	(0.052, 1.071, 2.114, 28.1)	(0.050, 1.069, 1.634, 29.7)	(0.050, 1.068, 1.207, 33.9)	(0.050, 1.068, 2.202, 33.7)	(0.050, 1.068, 1.625, 34.2)	(0.050, 1.069, 1.352, 35.2)	(0.050, 1.068, 1.115, 37.5)	(0.050, 1.069, 1.352, 35.2)	(0.050, 1.069, 1.352, 35.2)	(0.050, 1.068, 1.115, 37.5)	(0.050, 1.068, 1.115, 37.5)	(0.050, 1.068, 1.115, 37.5)	(0.050, 1.068, 1.115, 37.5)	(0.050, 1.068, 1.115, 37.5)	(0.087, 1.102, 1.108, 16.2)	
1.10	(0.100, 1.109, 18.6)	(0.105, 1.112, 2.630, 10.9)	(0.097, 1.107, 1.974, 11.0)	(0.085, 1.098, 1.573, 11.6)	(0.085, 1.097, 1.194, 13.4)	(0.104, 1.111, 1.911, 14.3)	(0.097, 1.107, 1.541, 14.4)	(0.095, 1.105, 1.311, 14.7)	(0.085, 1.098, 1.108, 15.8)	(0.104, 1.111, 1.911, 14.3)	(0.097, 1.107, 1.541, 14.4)	(0.095, 1.105, 1.311, 14.7)	(0.085, 1.098, 1.108, 15.8)	(0.104, 1.111, 1.911, 14.3)	(0.097, 1.107, 1.541, 14.4)	(0.095, 1.105, 1.311, 14.7)	(0.085, 1.098, 1.108, 15.8)	(0.104, 1.111, 1.911, 14.3)
0.90	(0.053, 0.928, 20.5)	(0.092, 0.896, 2.811, 9.9)	(0.081, 0.904, 2.015, 10.4)	(0.073, 0.910, 1.590, 11.2)	(0.058, 0.923, 1.200, 13.6)	(0.069, 0.914, 2.097, 14.8)	(0.065, 0.917, 1.590, 15.0)	(0.062, 0.919, 1.338, 15.4)	(0.056, 0.925, 1.112, 16.7)	(0.092, 0.896, 2.811, 9.9)	(0.081, 0.904, 2.015, 10.4)	(0.073, 0.910, 1.590, 11.2)	(0.058, 0.923, 1.200, 13.6)	(0.069, 0.914, 2.097, 14.8)	(0.065, 0.917, 1.590, 15.0)	(0.062, 0.919, 1.338, 15.4)	(0.056, 0.925, 1.112, 16.7)	(0.092, 0.896, 2.811, 9.9)
0.95	(0.050, 0.931, 47.5)	(0.050, 0.931, 3.158, 27.2)	(0.050, 0.931, 2.122, 29.1)	(0.050, 0.931, 1.634, 31.5)	(0.050, 0.931, 1.206, 37.2)	(0.050, 0.931, 2.193, 36.3)	(0.050, 0.931, 1.623, 37.3)	(0.050, 0.931, 1.352, 38.6)	(0.050, 0.931, 1.114, 41.8)	(0.050, 0.931, 1.352, 38.6)	(0.050, 0.931, 1.352, 38.6)	(0.050, 0.931, 1.114, 41.8)	(0.050, 0.931, 1.114, 99.1)	(0.050, 0.931, 1.114, 99.1)	(0.050, 0.931, 1.114, 99.1)	(0.050, 0.931, 1.114, 99.1)	(0.092, 0.896, 2.811, 9.9)	
0.98	(0.050, 0.931, 104.2)	(0.050, 0.931, 3.158, 80.9)	(0.050, 0.931, 2.122, 84.4)	(0.050, 0.931, 1.634, 88.0)	(0.050, 0.931, 1.206, 95.0)	(0.050, 0.931, 2.193, 91.2)	(0.050, 0.931, 1.623, 93.2)	(0.050, 0.931, 1.352, 95.2)	(0.050, 0.931, 1.114, 99.1)	(0.050, 0.931, 1.352, 95.2)	(0.050, 0.931, 1.352, 95.2)	(0.050, 0.931, 1.114, 99.1)	(0.050, 0.931, 1.114, 139.3)	(0.050, 0.931, 1.114, 99.1)	(0.050, 0.931, 1.114, 139.3)	(0.050, 0.931, 1.114, 99.1)	(0.092, 0.896, 2.811, 9.9)	
0.99	(0.050, 0.931, 142.7)	(0.050, 0.931, 3.158, 125.7)	(0.050, 0.931, 2.122, 128.6)	(0.050, 0.931, 1.634, 131.4)	(0.050, 0.931, 1.206, 136.6)	(0.050, 0.931, 2.193, 133.2)	(0.050, 0.931, 1.623, 134.9)	(0.050, 0.931, 1.352, 136.4)	(0.050, 0.931, 1.114, 99.1)	(0.050, 0.931, 1.352, 136.4)	(0.050, 0.931, 1.352, 136.4)	(0.050, 0.931, 1.114, 99.1)	(0.050, 0.931, 1.114, 139.3)	(0.050, 0.931, 1.114, 99.1)	(0.050, 0.931, 1.114, 139.3)	(0.050, 0.931, 1.114, 99.1)	(0.092, 0.896, 2.811, 9.9)	
1.01	(0.050, 1.068, 133.1)	(0.050, 1.068, 3.164, 118.1)	(0.050, 1.068, 2.125, 120.2)	(0.050, 1.069, 1.634, 122.6)	(0.050, 1.068, 1.207, 127.1)	(0.050, 1.068, 2.202, 124.8)	(0.050, 1.068, 1.625, 125.9)	(0.050, 1.069, 1.352, 127.3)	(0.050, 1.068, 1.115, 129.8)	(0.050, 1.069, 1.352, 127.3)	(0.050, 1.069, 1.352, 127.3)	(0.050, 1.068, 1.115, 129.8)	(0.050, 1.068, 1.115, 129.8)	(0.050, 1.068, 1.115, 129.8)	(0.050, 1.068, 1.115, 129.8)	(0.050, 1.068, 1.115, 129.8)	(0.092, 0.896, 2.811, 9.9)	
1.02	(0.050, 1.068, 93.4)	(0.050, 1.068, 3.164, 74.5)	(0.050, 1.068, 2.125, 76.7)	(0.050, 1.069, 1.634, 79.5)	(0.050, 1.068, 1.207, 85.2)	(0.050, 1.068, 2.202, 82.9)	(0.050, 1.068, 1.625, 84.1)	(0.050, 1.069, 1.352, 85.7)	(0.050, 1.068, 1.115, 88.8)	(0.050, 1.069, 1.352, 85.7)	(0.050, 1.069, 1.352, 85.7)	(0.050, 1.068, 1.115, 88.8)	(0.050, 1.068, 1.115, 88.8)	(0.050, 1.068, 1.115, 88.8)	(0.050, 1.068, 1.115, 88.8)	(0.050, 1.068, 1.115, 88.8)	(0.092, 0.896, 2.811, 9.9)	
1.05	(0.050, 1.068, 42.0)	(0.050, 1.068, 3.164, 27.0)	(0.052, 1.071, 2.114, 28.1)	(0.050, 1.069, 1.634,														

Table 8: The parameters $(\lambda^+, H_U, h_L, ATS_1)$ and $(\lambda^-, H_D, h_L, ATS_1)$ of the VSI EWMA-RZ control charts compared to those (λ^+, H_U, ARL_1) and (λ^-, H_D, ARL_1) of FSI EWMA charts (second column) for $\gamma_X = 0.2, \gamma_Y = 0.01, n = 15, ASI_0 = 1$ and $ATS_0 = 200$

τ	FSI	$h_S = 0.1$					$h_S = 0.5$					$R = 0.5$
		$R = 0.1$	$R = 0.2$	$R = 0.3$	$R = 0.5$	$R = 0.8$	$R = 0.1$	$R = 0.2$	$R = 0.3$	$R = 0.5$	$R = 0.8$	
		$\rho = -0.8$										
0.90	(0.427, 0.926, 3.1)	(0.745, 0.891, 1.717, 2.1)	(0.643, 0.902, 1.497, 1.9)	(0.581, 0.909, 1.328, 1.8)	(0.504, 0.918, 1.124, 1.9)	(0.431, 0.915, 1.474, 2.6)	(0.402, 0.919, 1.310, 2.4)	(0.486, 0.920, 1.194, 2.4)	(0.518, 0.917, 1.189, 2.3)	(0.471, 0.923, 1.070, 2.4)	(0.461, 0.922, 1.070, 2.4)	(0.461, 0.922, 1.070, 2.4)
0.95	(0.156, 0.961, 8.6)	(0.258, 0.946, 2.176, 4.3)	(0.219, 0.952, 1.780, 4.3)	(0.219, 0.952, 1.463, 4.4)	(0.173, 0.958, 1.157, 5.3)	(0.196, 0.955, 1.728, 6.3)	(0.184, 0.957, 1.456, 6.2)	(0.176, 0.958, 1.271, 6.3)	(0.183, 0.958, 1.269, 6.1)	(0.170, 0.959, 1.087, 6.6)	(0.165, 0.959, 1.088, 6.8)	
0.98	(0.050, 0.981, 28.6)	(0.056, 0.979, 3.077, 15.6)	(0.061, 0.978, 2.074, 16.3)	(0.052, 0.981, 1.626, 17.5)	(0.050, 0.981, 1.206, 20.7)	(0.052, 0.981, 2.178, 21.4)	(0.050, 0.981, 1.620, 21.8)	(0.052, 0.981, 1.348, 22.4)	(0.050, 0.981, 1.351, 22.4)	(0.050, 0.981, 1.114, 24.2)	(0.050, 0.981, 1.114, 24.2)	
0.99	(0.050, 0.981, 61.2)	(0.050, 0.981, 3.141, 40.4)	(0.050, 0.981, 2.117, 42.6)	(0.050, 0.981, 1.632, 45.3)	(0.050, 0.981, 1.206, 51.3)	(0.050, 0.981, 2.193, 49.6)	(0.050, 0.981, 1.620, 50.9)	(0.050, 0.981, 1.351, 52.4)	(0.050, 0.981, 1.351, 52.4)	(0.050, 0.981, 1.114, 55.7)	(0.050, 0.981, 1.114, 55.7)	
1.01	(0.050, 1.018, 59.3)	(0.050, 1.018, 3.165, 39.8)	(0.050, 1.018, 2.130, 41.7)	(0.050, 1.018, 1.636, 44.2)	(0.050, 1.018, 1.207, 49.8)	(0.050, 1.018, 2.207, 48.4)	(0.050, 1.018, 1.627, 49.5)	(0.050, 1.018, 1.353, 51.0)	(0.050, 1.018, 1.353, 51.0)	(0.050, 1.018, 1.115, 54.0)	(0.050, 1.018, 1.115, 54.0)	
1.02	(0.050, 1.018, 28.0)	(0.063, 1.021, 3.036, 15.9)	(0.057, 1.020, 2.098, 16.4)	(0.051, 1.018, 1.634, 17.5)	(0.050, 1.018, 1.207, 20.6)	(0.057, 1.020, 2.161, 21.3)	(0.050, 1.018, 1.627, 21.6)	(0.051, 1.018, 1.352, 22.2)	(0.051, 1.018, 1.352, 22.2)	(0.050, 1.018, 1.115, 23.9)	(0.050, 1.018, 1.115, 23.9)	
1.05	(0.178, 1.042, 8.4)	(0.260, 1.053, 2.175, 4.6)	(0.222, 1.048, 1.778, 4.5)	(0.201, 1.045, 1.473, 4.6)	(0.181, 1.042, 1.155, 5.5)	(0.224, 1.048, 1.694, 6.3)	(0.203, 1.045, 1.444, 6.2)	(0.194, 1.044, 1.265, 6.3)	(0.194, 1.044, 1.265, 6.3)	(0.180, 1.042, 1.086, 6.8)	(0.180, 1.042, 1.086, 6.8)	
1.10	(0.469, 1.078, 3.1)	(0.736, 1.108, 1.719, 2.2)	(0.626, 1.096, 1.300, 2.0)	(0.547, 1.087, 1.332, 1.9)	(0.486, 1.080, 1.124, 2.0)	(0.492, 1.090, 1.455, 2.6)	(0.524, 1.084, 1.300, 2.5)	(0.497, 1.081, 1.191, 2.4)	(0.497, 1.081, 1.191, 2.4)	(0.476, 1.079, 1.069, 2.5)	(0.476, 1.079, 1.069, 2.5)	
		$\rho = -0.4$										
0.90	(0.436, 0.926, 3.0)	(0.727, 0.895, 1.726, 2.1)	(0.658, 0.902, 1.491, 1.9)	(0.599, 0.909, 1.323, 1.8)	(0.516, 0.918, 1.123, 1.8)	(0.492, 0.920, 1.491, 2.5)	(0.503, 0.919, 1.307, 2.4)	(0.518, 0.917, 1.189, 2.3)	(0.471, 0.923, 1.070, 2.4)	(0.471, 0.923, 1.070, 2.4)	(0.471, 0.923, 1.070, 2.4)	
0.95	(0.160, 0.961, 8.4)	(0.265, 0.947, 2.165, 4.2)	(0.232, 0.951, 1.760, 4.1)	(0.210, 0.954, 1.468, 4.3)	(0.179, 0.958, 1.155, 5.2)	(0.179, 0.958, 1.754, 6.1)	(0.190, 0.957, 1.452, 6.1)	(0.183, 0.958, 1.269, 6.1)	(0.170, 0.959, 1.087, 6.6)	(0.170, 0.959, 1.087, 6.6)	(0.170, 0.959, 1.087, 6.6)	
0.98	(0.050, 0.981, 27.9)	(0.057, 0.980, 3.072, 15.2)	(0.054, 0.980, 2.103, 15.9)	(0.050, 0.981, 1.633, 17.0)	(0.050, 0.981, 1.206, 20.2)	(0.053, 0.981, 2.173, 20.9)	(0.050, 0.981, 1.622, 21.9)	(0.050, 0.981, 1.352, 21.9)	(0.050, 0.981, 1.114, 24.6)	(0.050, 0.981, 1.114, 24.6)	(0.050, 0.981, 1.114, 24.6)	
0.99	(0.050, 0.981, 60.2)	(0.050, 0.981, 3.154, 39.3)	(0.050, 0.981, 2.119, 41.6)	(0.050, 0.981, 1.633, 44.2)	(0.050, 0.981, 1.206, 50.3)	(0.050, 0.981, 2.197, 48.6)	(0.050, 0.981, 1.622, 49.6)	(0.050, 0.981, 1.352, 51.3)	(0.050, 0.981, 1.114, 54.7)	(0.050, 0.981, 1.114, 54.7)	(0.050, 0.981, 1.114, 54.7)	
1.01	(0.050, 1.018, 58.2)	(0.050, 1.018, 3.167, 38.8)	(0.050, 1.018, 2.127, 40.7)	(0.050, 1.018, 1.634, 43.2)	(0.050, 1.018, 1.219, 48.5)	(0.050, 1.018, 2.204, 47.4)	(0.050, 1.018, 1.626, 48.5)	(0.050, 1.018, 1.352, 49.9)	(0.050, 1.018, 1.121, 52.8)	(0.050, 1.018, 1.121, 52.8)	(0.050, 1.018, 1.121, 52.8)	
1.02	(0.051, 1.018, 27.3)	(0.069, 1.022, 2.982, 15.5)	(0.057, 1.019, 2.096, 16.0)	(0.062, 1.020, 1.612, 17.1)	(0.050, 1.018, 1.219, 19.9)	(0.050, 1.020, 2.152, 20.8)	(0.056, 1.019, 1.611, 21.0)	(0.052, 1.018, 1.351, 21.6)	(0.052, 1.018, 1.351, 21.6)	(0.050, 1.018, 1.121, 23.2)	(0.050, 1.018, 1.121, 23.2)	
1.05	(0.186, 1.042, 8.2)	(0.269, 1.053, 2.160, 4.5)	(0.233, 1.049, 1.765, 4.4)	(0.235, 1.049, 1.454, 4.5)	(0.186, 1.042, 1.154, 5.3)	(0.216, 1.046, 1.703, 6.2)	(0.205, 1.045, 1.442, 6.1)	(0.190, 1.043, 1.266, 6.1)	(0.190, 1.043, 1.266, 6.1)	(0.186, 1.042, 1.085, 6.6)	(0.186, 1.042, 1.085, 6.6)	
1.10	(0.485, 1.078, 3.0)	(0.753, 1.108, 1.711, 2.2)	(0.661, 1.098, 1.489, 2.0)	(0.564, 1.087, 1.329, 1.9)	(0.501, 1.080, 1.123, 2.0)	(0.589, 1.090, 1.449, 2.6)	(0.537, 1.084, 1.298, 2.4)	(0.513, 1.081, 1.189, 2.4)	(0.490, 1.079, 1.069, 2.4)	(0.490, 1.079, 1.069, 2.4)	(0.490, 1.079, 1.069, 2.4)	
		$\rho = 0.0$										
0.90	(0.447, 0.927, 2.9)	(0.781, 0.891, 1.698, 2.0)	(0.646, 0.905, 1.495, 1.8)	(0.608, 0.909, 1.321, 1.7)	(0.527, 0.918, 1.122, 1.8)	(0.558, 0.915, 1.462, 2.5)	(0.515, 0.919, 1.303, 2.3)	(0.497, 0.921, 1.192, 2.3)	(0.481, 0.923, 1.069, 2.3)	(0.481, 0.923, 1.069, 2.3)	(0.481, 0.923, 1.069, 2.3)	
0.95	(0.160, 0.961, 8.2)	(0.281, 0.945, 2.134, 4.1)	(0.252, 0.949, 1.746, 4.0)	(0.218, 0.953, 1.464, 4.2)	(0.184, 0.958, 1.154, 5.0)	(0.207, 0.955, 1.714, 6.0)	(0.194, 0.957, 1.449, 5.9)	(0.188, 0.958, 1.267, 6.0)	(0.173, 0.960, 1.087, 6.4)	(0.173, 0.960, 1.087, 6.4)	(0.173, 0.960, 1.087, 6.4)	
0.98	(0.050, 0.982, 27.3)	(0.061, 0.979, 3.042, 14.8)	(0.056, 0.980, 2.096, 15.4)	(0.051, 0.981, 1.632, 16.5)	(0.050, 0.982, 1.207, 19.7)	(0.056, 0.980, 2.160, 20.4)	(0.056, 0.980, 1.610, 20.8)	(0.051, 0.982, 1.351, 21.3)	(0.050, 0.982, 1.115, 23.1)	(0.050, 0.982, 1.115, 23.1)	(0.050, 0.982, 1.115, 23.1)	
0.99	(0.050, 0.982, 59.0)	(0.050, 0.982, 3.161, 38.4)	(0.050, 0.982, 2.119, 40.6)	(0.050, 0.982, 1.633, 43.3)	(0.050, 0.982, 1.207, 49.1)	(0.050, 0.982, 2.200, 47.5)	(0.050, 0.982, 1.622, 48.9)	(0.050, 0.982, 1.351, 50.3)	(0.050, 0.982, 1.115, 53.5)	(0.050, 0.982, 1.115, 53.5)	(0.050, 0.982, 1.115, 53.5)	
1.01	(0.050, 1.017, 57.1)	(0.050, 1.017, 3.161, 37.9)	(0.050, 1.017, 2.124, 39.7)	(0.050, 1.017, 1.635, 42.2)	(0.050, 1.017, 1.207, 47.7)	(0.050, 1.017, 2.200, 46.4)	(0.050, 1.017, 1.624, 47.5)	(0.050, 1.017, 1.352, 48.8)	(0.050, 1.017, 1.115, 51.9)	(0.050, 1.017, 1.115, 51.9)	(0.050, 1.017, 1.115, 51.9)	
1.02	(0.054, 1.018, 26.7)	(0.067, 1.021, 2.992, 15.1)	(0.061, 1.020, 2.078, 15.6)	(0.062, 1.020, 1.609, 16.6)	(0.050, 1.017, 1.207, 19.5)	(0.069, 1.022, 2.046, 14.6)	(0.062, 1.020, 1.609, 20.5)	(0.062, 1.020, 1.338, 21.1)	(0.062, 1.020, 1.338, 21.1)	(0.050, 1.017, 1.115, 22.7)	(0.050, 1.017, 1.115, 22.7)	
1.05	(0.189, 1.042, 8.0)	(0.278, 1.053, 2.143, 4.3)	(0.237, 1.048, 1.761, 4.2)	(0.218, 1.046, 1.463, 4.4)	(0.194, 1.042, 1.153, 5.1)	(0.226, 1.047, 1.690, 6.0)	(0.211, 1.045, 1.416, 5.9)	(0.205, 1.044, 1.261, 6.0)	(0.191, 1.042, 1.085, 6.4)	(0.191, 1.042, 1.085, 6.4)	(0.191, 1.042, 1.085, 6.4)	
1.10	(0.499, 1.078, 2.9)	(0.779, 1.108, 1.698, 2.1)	(0.664, 1.096, 1.488, 1.9)	(0.562, 1.085, 1.330, 1.8)	(0.514, 1.080, 1.123, 1.9)	(0.587, 1.088, 1.450, 2.5)	(0.562, 1.085, 1.292, 2.4)	(0.531, 1.082, 1.187, 2.3)	(0.505, 1.079, 1.068, 2.4)	(0.505, 1.079, 1.068, 2.4)	(0.505, 1.079, 1.068, 2.4)	
		$\rho = 0.4$										
0.90	(0.459, 0.927, 2.8)	(0.801, 0.890, 1.687, 2.0)	(0.702, 0.901, 1.475, 1.8)	(0.613, 0.910, 1.319, 1.7)	(0.540, 0.918, 1.121, 1.7)	(0.553, 0.917, 1.464, 2.4)	(0.529, 0.919, 1.300, 2.3)	(0.515, 0.921, 1.189, 2.2)	(0.495, 0.923, 1.068, 2.2)	(0.495, 0.923, 1.068, 2.2)	(0.495, 0.923, 1.068, 2.2)	
0.95	(0.169, 0.961, 7.9)	(0.284, 0.946, 2.133, 4.0)	(0.253, 0.950, 1.746, 3.9)	(0.224, 0.954, 1.460, 4.1)	(0.191, 0.958, 1.153, 4.9)	(0.211, 0.955, 1.710, 5.8)	(0.199, 0.957, 1.446, 5.7)	(0.176, 0.960, 1.271, 5.8)	(0.179, 0.960, 1.086, 6.2)	(0.179, 0.960, 1.086, 6.2)	(0.179, 0.960, 1.086, 6.2)	
0.98	(0.050, 0.982, 26.7)	(0.069, 0.978, 2.982, 14.4)	(0.056, 0.981, 2.101, 15.0)	(0.051, 0.982, 1.633, 16.1)	(0.050, 0.982, 1.207, 19.1)	(0.055, 0.981, 2.171, 19.9)	(0.052, 0.981, 1.619, 20.2)	(0.050, 0.982, 1.353, 20.8)	(0.050, 0.982, 1.115, 22.5)	(0.050, 0.982, 1.115, 22.5)	(0.050, 0.982, 1.115, 22.5)	
0.99	(0.050, 0.982, 57.9)	(0.050, 0.982, 3.167, 37.3)	(0.050, 0.982, 2.125, 39.5)	(0.050, 0.982, 1.636, 42.1)	(0.050, 0.982, 1.207, 48.0)	(0.050, 0.982, 2.204, 46.5)	(0.050, 0.982, 1.625, 47.7)	(0.050, 0.982, 1.353, 49.1)	(0.050, 0.982, 1.115, 52.4)	(0.050, 0.982, 1.115, 52.4)	(0.050, 0.982, 1.115, 52.4)	
1.01	(0.050, 1.017, 56.0)	(0.050, 1.017, 3.156, 36.9)	(0.050, 1.017, 2.121, 38.7)	(0.050, 1.017, 1.632, 41.1)	(0.050, 1.017, 1.206, 46.6)	(0.050, 1.017, 2.197, 45.4)	(0.050, 1.017, 1.623, 46.4)	(0.050, 1.017, 1.352, 47.7)	(0.050, 1.017, 1.115, 50.8)	(0.050, 1.017, 1.115, 50.8)	(0.050, 1.017, 1.115, 50.8)	
1.02	(0.054, 1.018, 26.0)	(0.072, 1.022, 2.946, 14.6)	(0.050, 1.017, 2.121, 15.2)	(0.053, 1.018, 1.625, 16.1)	(0.050, 1.017, 1.206, 19.0)	(0.061, 1.020, 2.131, 19.7)	(0.050, 1.017, 1.623, 20.0)	(0.053, 1.018, 1.347, 20.5)	(0.053, 1.018, 1.347, 20.5)	(0.050, 1.017, 1.114, 22.1)	(0.050, 1.017, 1.114, 22.1)	
1.05	(0.198, 1.042, 7.7)	(0.327, 1.058, 2.067, 4.2)	(0.242, 1.048, 1.756, 4.1)	(0.226, 1.046, 1.459, 4.2)	(0.199, 1.042, 1.152, 5.0)	(0.237, 1.047, 1.677, 5.8)	(0.218, 1.045, 1.412, 5.7)	(0.194, 1.041, 1.265, 5.8)	(0.194, 1.041, 1.265, 5.8)	(0.198, 1.042, 1.084, 6.2)	(0.198, 1.042, 1.084, 6.2)	
1.10	(0.514, 1.078, 2.8)	(0.803, 1.108, 1.687, 2.1)	(0.714, 1.099, 1.473, 1.9)	(0.600, 1.087, 1.323, 1.8)	(0.528, 1.079, 1.122, 1.9)	(0.637, 1.091, 1.432, 2.4)	(0.574, 1.084, 1.290, 2.3)	(0.549, 1.082, 1.185, 2.3)	(0.520, 1.079, 1.068, 2.3)	(0.520, 1.079, 1.068, 2.3)	(0.520, 1.079, 1.068, 2.3)	
		$\rho = 0.8$										
0.90	(0.472, 0.927, 2.8)	(0.824, 0.890, 1.676, 2.0)	(0.746, 0.898, 1.461, 1.8)	(0.639, 0.909, 1.313, 1.7)	(0.555, 0.918, 1.119, 1.7)	(0.586, 0.915, 1.450, 2.4)	(0.545, 0.919, 1.295, 2.2)	(0.521, 0.921, 1.188, 2.2)	(0.507, 0.923, 1.068, 2.2)	(0.507, 0.923, 1.068, 2.2)	(0.507, 0.923, 1.068, 2.2)	
0.95	(0.173, 0.961, 7.7)	(0.320, 0.943, 2.077, 3.9)	(0.247, 0.952, 1.751, 3.8)	(0.252, 0.951, 1.446, 4.0)	(0.196, 0.958, 1.152, 4.7)	(0.219, 0.955, 1.699, 5.7)	(0.202, 0.957, 1.421, 5.6)	(0.196, 0.958, 1.				

Table 9: The parameters $(\lambda^+, H_U, h_L, EATS_1)$ and $(\lambda^-, H_D, h_L, EATS_1)$ of the VSI EWMA-RZ control charts compared to those $(\lambda^+, H_U, EARL_1)$ and $(\lambda^-, H_D, EARL_1)$ of FSI EWMA-RZ charts (third column) for $\gamma_X = \gamma_Y = 0.01, ASI_0 = 1, ATS_0 = 200$ and uniformly distributed of $\tau; [a, b] = [0.9, 1]$ for decreasing (D) case and $[a, b] = [1, 1.1]$ for increasing (I) case

n	Case	$h_S = 0.1$					$h_S = 0.5$												
		$R = 0.1$	$R = 0.2$	$R = 0.3$	$R = 0.5$	$R = 0.8$	$R = 0.1$	$R = 0.2$	$R = 0.3$	$R = 0.5$	$R = 0.8$								
1	(D)	(0.189, 0.984, 4.4)	(0.249, 0.981, 2.189, 3.4)	(0.166, 0.985, 1.798, 3.0)	(0.160, 0.986, 1.473, 2.9)	(0.152, 0.986, 1.171, 3.1)	(0.216, 0.983, 1.698, 3.9)	(0.197, 0.984, 1.423, 3.7)	(0.173, 0.985, 1.258, 3.6)	(0.188, 0.984, 1.090, 3.7)	(0.185, 1.015, 4.5)	(0.247, 1.018, 2.206, 3.4)	(0.188, 1.015, 1.777, 3.1)	(0.159, 1.014, 1.476, 3.0)	(0.148, 1.013, 1.172, 3.2)	(0.222, 1.017, 1.700, 3.9)	(0.188, 1.015, 1.432, 3.7)	(0.172, 1.014, 1.259, 3.7)	(0.165, 1.014, 1.093, 3.8)
		(0.209, 0.985, 3.7)	(0.294, 0.982, 2.112, 3.1)	(0.215, 0.985, 1.743, 2.7)	(0.187, 0.986, 1.457, 2.6)	(0.172, 0.987, 1.166, 2.7)	(0.247, 0.984, 1.663, 3.4)	(0.209, 0.985, 1.416, 3.2)	(0.196, 0.986, 1.251, 3.1)	(0.186, 0.986, 1.091, 3.1)	(0.207, 1.014, 3.8)	(0.306, 1.018, 2.100, 3.1)	(0.215, 1.015, 1.745, 2.8)	(0.182, 1.013, 1.460, 2.6)	(0.174, 1.013, 1.165, 2.7)	(0.266, 1.017, 1.649, 3.4)	(0.209, 1.014, 1.417, 3.2)	(0.194, 1.014, 1.251, 3.2)	(0.180, 1.013, 1.091, 3.2)
		(0.238, 0.986, 3.0)	(0.372, 0.982, 2.008, 2.7)	(0.275, 0.985, 1.690, 2.4)	(0.222, 0.987, 1.438, 2.2)	(0.200, 0.988, 1.152, 2.2)	(0.304, 0.984, 1.610, 2.9)	(0.257, 0.986, 1.392, 2.7)	(0.231, 0.987, 1.241, 2.6)	(0.218, 0.987, 1.088, 2.6)	(0.233, 1.013, 3.1)	(0.365, 1.017, 2.017, 2.7)	(0.274, 1.014, 1.689, 2.4)	(0.216, 1.012, 1.440, 2.2)	(0.196, 1.011, 1.152, 2.3)	(0.303, 1.015, 1.614, 2.9)	(0.252, 1.013, 1.393, 2.7)	(0.216, 1.012, 1.244, 2.6)	(0.215, 1.012, 1.087, 2.6)
	(I)	(0.290, 0.988, 2.2)	(0.448, 0.984, 1.926, 2.3)	(0.397, 0.985, 1.608, 2.0)	(0.350, 0.986, 1.389, 1.8)	(0.259, 0.989, 1.144, 1.7)	(0.403, 0.985, 1.540, 2.3)	(0.348, 0.987, 1.354, 2.1)	(0.296, 0.988, 1.226, 2.0)	(0.274, 0.988, 1.079, 2.0)	(0.288, 1.011, 2.3)	(0.534, 1.017, 1.849, 2.3)	(0.401, 1.014, 1.601, 2.0)	(0.315, 1.012, 1.396, 1.8)	(0.256, 1.010, 1.143, 1.8)	(0.402, 1.014, 1.541, 2.3)	(0.337, 1.013, 1.356, 2.1)	(0.272, 1.011, 1.230, 2.0)	(0.269, 1.011, 1.078, 2.0)
	(D)	(0.458, 0.990, 1.4)	(0.920, 0.984, 1.639, 1.8)	(0.867, 0.985, 1.431, 1.6)	(0.718, 0.987, 1.301, 1.4)	(0.495, 0.990, 1.125, 1.3)	(0.769, 0.986, 1.391, 1.6)	(0.659, 0.988, 1.273, 1.5)	(0.567, 0.989, 1.184, 1.4)	(0.477, 0.990, 1.070, 1.3)	(0.450, 1.009, 1.4)	(0.872, 1.014, 1.654, 1.8)	(0.822, 1.013, 1.438, 1.6)	(0.702, 1.012, 1.300, 1.4)	(0.495, 1.009, 1.130, 1.3)	(0.797, 1.013, 1.382, 1.6)	(0.649, 1.011, 1.273, 1.5)	(0.613, 1.011, 1.176, 1.4)	(0.469, 1.009, 1.073, 1.3)
	(I)	(0.56954, 0.99188, 1.2)	(0.986, 0.987, 1.614, 1.7)	(0.996, 0.987, 1.401, 1.5)	(0.894, 0.988, 1.273, 1.3)	(0.716, 0.990, 1.112, 1.2)	(0.985, 0.987, 1.341, 1.5)	(0.909, 0.988, 1.233, 1.4)	(0.786, 0.989, 1.160, 1.3)	(0.628, 0.991, 1.065, 1.2)	(0.559, 1.008, 1.2)	(0.992, 1.012, 1.609, 1.7)	(0.982, 1.012, 1.401, 1.5)	(0.848, 1.011, 1.276, 1.3)	(0.704, 1.009, 1.111, 1.2)	(0.992, 1.012, 1.338, 1.5)	(0.897, 1.011, 1.233, 1.4)	(0.774, 1.010, 1.160, 1.3)	(0.620, 1.008, 1.064, 1.2)
	(D)	(0.63594, 0.99225, 1.1)	(0.984, 0.989, 1.614, 1.6)	(0.987, 0.989, 1.403, 1.4)	(0.956, 0.989, 1.264, 1.3)	(0.862, 0.990, 1.104, 1.1)	(0.984, 0.989, 1.341, 1.4)	(0.986, 0.989, 1.224, 1.3)	(0.924, 0.989, 1.149, 1.2)	(0.735, 0.991, 1.061, 1.1)	(0.635, 1.007, 1.1)	(0.997, 1.011, 1.608, 1.6)	(0.995, 1.011, 1.398, 1.4)	(0.895, 1.010, 1.269, 1.3)	(0.846, 1.009, 1.104, 1.1)	(0.997, 1.011, 1.337, 1.4)	(0.994, 1.011, 1.221, 1.3)	(0.895, 1.010, 1.149, 1.2)	(0.726, 1.008, 1.061, 1.1)
	(I)	(0.6355, 1.007, 1.1)	(0.999, 0.990, 1.609, 1.6)	(0.880, 0.991, 1.427, 1.4)	(0.999, 0.990, 1.258, 1.3)	(0.999, 0.990, 1.098, 1.1)	(0.999, 0.990, 1.338, 1.4)	(0.880, 0.991, 1.237, 1.3)	(0.999, 0.990, 1.143, 1.2)	(0.933, 0.991, 1.056, 1.1)	(0.635, 1.007, 1.1)	(0.999, 1.008, 1.644, 1.7)	(0.883, 1.008, 1.424, 1.4)	(0.880, 1.008, 1.272, 1.3)	(0.999, 1.009, 1.097, 1.1)	(0.990, 1.008, 1.358, 1.4)	(0.883, 1.008, 1.235, 1.3)	(0.880, 1.008, 1.151, 1.2)	(0.91, 1.008, 1.056, 1.1)
	(D)	(0.776, 0.992, 1.1)	(0.999, 0.990, 1.609, 1.6)	(0.880, 0.991, 1.427, 1.4)	(0.999, 0.990, 1.258, 1.3)	(0.999, 0.990, 1.098, 1.1)	(0.999, 0.990, 1.338, 1.4)	(0.880, 0.991, 1.237, 1.3)	(0.999, 0.990, 1.143, 1.2)	(0.933, 0.991, 1.056, 1.1)	(0.764, 1.007, 1.1)	(0.999, 1.008, 1.644, 1.7)	(0.883, 1.008, 1.424, 1.4)	(0.880, 1.008, 1.272, 1.3)	(0.999, 1.009, 1.097, 1.1)	(0.990, 1.008, 1.358, 1.4)	(0.883, 1.008, 1.235, 1.3)	(0.880, 1.008, 1.151, 1.2)	(0.91, 1.008, 1.056, 1.1)
	(I)	(0.99924, 0.99275, 1.0)	(0.986, 0.992, 1.613, 1.6)	(0.985, 0.992, 1.403, 1.4)	(0.918, 0.993, 1.269, 1.3)	(0.999, 0.992, 1.098, 1.1)	(0.986, 0.992, 1.340, 1.4)	(0.985, 0.992, 1.224, 1.2)	(0.918, 0.993, 1.149, 1.2)	(0.999, 0.992, 1.054, 1.1)	(0.99924, 0.99275, 1.0)	(0.999, 1.007, 1.607, 1.6)	(0.999, 1.007, 1.398, 1.4)	(0.999, 1.007, 1.256, 1.3)	(0.999, 1.007, 1.097, 1.1)	(0.999, 1.007, 1.337, 1.3)	(0.999, 1.007, 1.221, 1.2)	(0.999, 1.007, 1.142, 1.2)	(0.999, 1.007, 1.054, 1.1)
	(D)	(0.999, 0.995, 1.0)	(0.944, 0.996, 1.628, 1.6)	(0.994, 0.995, 1.400, 1.4)	(0.960, 0.995, 1.263, 1.3)	(0.999, 0.995, 1.098, 1.1)	(0.944, 0.996, 1.349, 1.3)	(0.994, 0.995, 1.222, 1.2)	(0.960, 0.995, 1.146, 1.1)	(0.999, 0.995, 1.054, 1.1)	(0.999, 0.995, 1.0)	(0.999, 1.004, 1.610, 1.6)	(0.999, 1.004, 1.398, 1.4)	(0.999, 1.004, 1.257, 1.3)	(0.998, 1.004, 1.098, 1.1)	(0.991, 1.004, 1.339, 1.3)	(0.999, 1.004, 1.221, 1.2)	(0.994, 1.004, 1.143, 1.1)	(0.998, 1.004, 1.054, 1.1)
	(I)	(1.000, 1.004, 1.0)	(0.991, 1.004, 1.610, 1.6)	(0.999, 1.004, 1.398, 1.4)	(0.994, 1.004, 1.257, 1.3)	(0.998, 1.004, 1.098, 1.1)	(0.991, 1.004, 1.339, 1.3)	(0.999, 1.004, 1.221, 1.2)	(0.994, 1.004, 1.143, 1.1)	(0.998, 1.004, 1.054, 1.1)	(1.000, 1.004, 1.0)	(0.991, 1.004, 1.610, 1.6)	(0.999, 1.004, 1.398, 1.4)	(0.994, 1.004, 1.257, 1.3)	(0.998, 1.004, 1.098, 1.1)	(0.991, 1.004, 1.339, 1.3)	(0.999, 1.004, 1.221, 1.2)	(0.994, 1.004, 1.143, 1.1)	(0.998, 1.004, 1.054, 1.1)

Table 10: The parameters $(\lambda^+, H_U, h_L, EATS_1)$ and $(\lambda^-, H_D, h_L, EATS_1)$ of the VSI EWMA-RZ control charts compared to those $(\lambda^+, H_U, EARL_1)$ and $(\lambda^-, H_D, EARL_1)$ of FSI EWMA-RZ charts (third column) for $\gamma_X = \gamma_Y = 0.2, ASI_0 = 1, ATS_0 = 200$ and uniformly distributed of τ ; $[a, b] = [0.9, 1]$ for decreasing (D) case and $[a, b] = [1, 1.1]$ for increasing (I) case

n	$h_s = 0.1$					$h_s = 0.5$						
	Type	FSI	R = 0.1	R = 0.2	R = 0.3	R = 0.5	R = 0.8	R = 0.1	R = 0.2	R = 0.3	R = 0.5	
1	(D)	(0.050, 0.906, 90.2)	(0.050, 0.906, 2.439, 75.0)	(0.050, 0.906, 1.455, 79.3)	(0.050, 0.906, 1.153, 83.7)	(0.050, 0.906, 1.799, 81.8)	(0.050, 0.906, 1.444, 82.9)	(0.050, 0.906, 1.253, 84.2)	(0.050, 0.906, 1.253, 84.2)	(0.050, 0.906, 1.253, 84.2)	(0.050, 0.906, 1.253, 84.2)	
												(I)
	(D)	(0.052, 0.912, 83.1)	(0.050, 0.914, 2.486, 67.7)	(0.050, 0.914, 1.819, 69.6)	(0.050, 0.914, 1.468, 71.9)	(0.050, 0.914, 1.157, 76.4)	(0.050, 0.914, 1.825, 74.5)	(0.050, 0.914, 1.455, 75.6)	(0.050, 0.914, 1.260, 76.9)	(0.050, 0.914, 1.260, 76.9)	(0.050, 0.914, 1.260, 76.9)	(0.050, 0.914, 1.087, 79.4)
	(D)	(0.050, 0.923, 74.0)	(0.050, 0.923, 2.547, 58.5)	(0.050, 0.923, 1.846, 60.4)	(0.050, 0.923, 1.484, 62.5)	(0.050, 0.923, 1.162, 67.0)	(0.050, 0.923, 1.859, 65.4)	(0.050, 0.923, 1.470, 66.4)	(0.050, 0.923, 1.26890, 67.6)	(0.050, 0.923, 1.26890, 67.6)	(0.050, 0.923, 1.26890, 67.6)	(0.050, 0.923, 1.090, 70.1)
	(D)	(0.050, 0.937, 61.2)	(0.050, 0.937, 2.638, 46.1)	(0.050, 0.937, 1.885, 47.8)	(0.050, 0.936, 1.506, 49.8)	(0.050, 0.937, 1.169, 54.0)	(0.050, 0.937, 1.910, 52.8)	(0.050, 0.937, 1.492, 53.7)	(0.050, 0.937, 1.281, 54.9)	(0.050, 0.937, 1.281, 54.9)	(0.050, 0.937, 1.281, 54.9)	(0.050, 0.937, 1.094, 57.2)
	(D)	(0.050, 0.959, 38.7)	(0.050, 0.959, 2.805, 26.5)	(0.050, 0.959, 1.956, 27.5)	(0.050, 0.959, 1.545, 28.9)	(0.050, 0.959, 1.181, 32.2)	(0.050, 0.959, 2.002, 31.9)	(0.050, 0.959, 1.531, 32.5)	(0.050, 0.959, 1.303, 33.3)	(0.050, 0.959, 1.303, 33.3)	(0.050, 0.959, 1.303, 33.3)	(0.050, 0.959, 1.100, 35.0)
	(D)	(0.050, 0.969, 28.7)	(0.050, 0.969, 2.896, 19.0)	(0.050, 0.969, 2.006, 19.6)	(0.050, 0.969, 1.571, 20.6)	(0.050, 0.969, 1.199, 23.0)	(0.050, 0.969, 2.053, 23.3)	(0.050, 0.969, 1.559, 23.6)	(0.050, 0.969, 1.317, 24.2)	(0.050, 0.969, 1.317, 24.2)	(0.050, 0.969, 1.317, 24.2)	(0.050, 0.969, 1.110, 25.5)
(D)	(0.050, 0.972, 25.4)	(0.050, 0.972, 2.922, 16.6)	(0.050, 0.972, 2.018, 17.0)	(0.050, 0.972, 1.578, 17.9)	(0.050, 0.972, 1.190, 20.2)	(0.050, 0.972, 2.067, 20.5)	(0.050, 0.972, 1.561, 20.7)	(0.050, 0.972, 1.321, 21.2)	(0.050, 0.972, 1.321, 21.2)	(0.050, 0.972, 1.321, 21.2)	(0.050, 0.972, 1.105, 22.5)	
												(I)
(D)	(0.050, 0.976, 21.5)	(0.050, 0.976, 2.827, 13.8)	(0.050, 0.976, 2.030, 14.0)	(0.051, 0.976, 1.584, 14.8)	(0.050, 0.976, 1.192, 16.7)	(0.050, 0.976, 2.015, 17.2)	(0.050, 0.976, 1.572, 17.3)	(0.051, 0.976, 1.324, 17.7)	(0.051, 0.976, 1.324, 17.7)	(0.051, 0.976, 1.324, 17.7)	(0.050, 0.976, 1.107, 18.8)	
												(I)
(D)	(0.059, 0.979, 16.4)	(0.057, 0.979, 2.808, 10.4)	(0.052, 0.980, 2.042, 10.4)	(0.055, 0.980, 1.588, 10.9)	(0.050, 0.981, 1.195, 12.5)	(0.057, 0.979, 2.004, 13.1)	(0.054, 0.980, 1.576, 13.1)	(0.054, 0.980, 1.326, 13.4)	(0.054, 0.980, 1.326, 13.4)	(0.054, 0.980, 1.326, 13.4)	(0.054, 0.980, 1.107, 14.2)	
												(I)
(D)	(0.102, 0.982, 8.8)	(0.109, 0.981, 2.569, 5.7)	(0.090, 0.983, 1.913, 5.4)	(0.089, 0.983, 1.555, 5.5)	(0.080, 0.983, 1.178, 6.3)	(0.105, 0.982, 1.880, 7.1)	(0.096, 0.983, 1.500, 6.9)	(0.093, 0.985, 1.306, 7.0)	(0.093, 0.985, 1.306, 7.0)	(0.093, 0.985, 1.306, 7.0)	(0.096, 0.983, 1.097, 7.4)	
												(I)

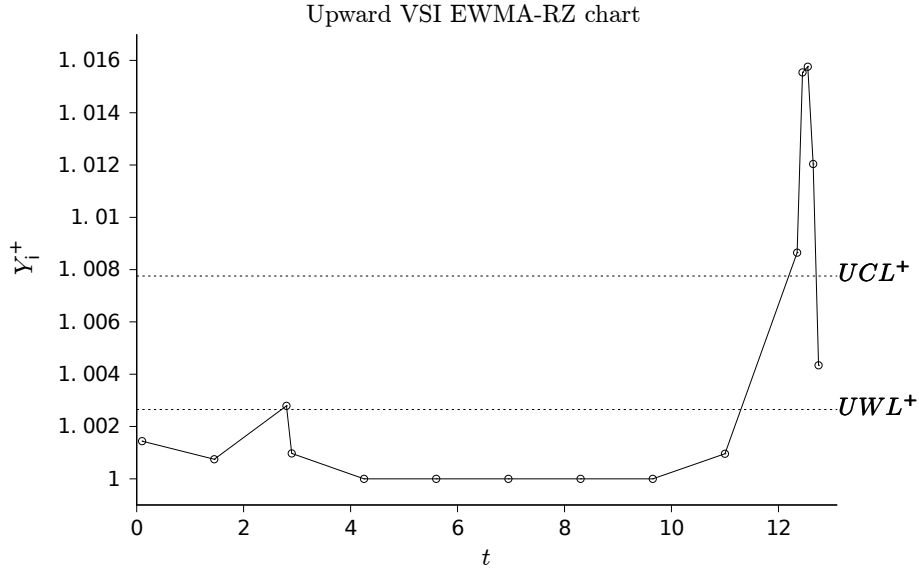
Table 11: The parameters $(\lambda^+, H_U, h_L, EATS_1)$ and $(\lambda^-, H_D, h_L, EATS_1)$ of the VSI EWMA-RZ control charts compared to those $(\lambda^+, H_U, EARL_1)$ and $(\lambda^-, H_D, EARL_1)$ of FSI EWMA-RZ charts (third column) for $\gamma_X = 0.01, \gamma_Y = 0.2, ASI_0 = 1, AT\bar{S}_0 = 200$ and uniformly distributed of $\tau; [a, b] = [0.9, 1]$ for decreasing (D) case and $[a, b] = [1, 1.1]$ for increasing (I) case

n	Type	$h_S = 0.1$					$h_S = 0.5$				
		$R = 0.1$	$R = 0.2$	$R = 0.3$	$R = 0.5$	$R = 0.8$	$R = 0.1$	$R = 0.2$	$R = 0.3$	$R = 0.5$	$R = 0.8$
1	(D)	(0.050, 0.949, 55.2)	(0.050, 0.949, 2.418, 43.2)	(0.052, 1.130, 2.959, 47.5)	(0.050, 0.949, 1.791, 44.3)	(0.050, 0.949, 1.450, 45.8)	(0.050, 0.949, 1.152, 49.3)	(0.050, 0.949, 1.439, 49.1)	(0.050, 0.949, 1.250, 50.0)	(0.050, 0.949, 1.250, 50.0)	(0.050, 0.949, 1.084, 51.9)
	(I)	(0.050, 1.126, 68.9)	(0.062, 1.144, 4.796, 47.5)	(0.050, 1.127, 2.052, 49.9)	(0.050, 1.126, 1.302, 55.9)	(0.050, 1.127, 3.284, 57.3)	(0.050, 1.126, 2.127, 57.4)	(0.050, 1.126, 1.584, 58.4)	(0.050, 1.127, 1.584, 58.4)	(0.050, 1.126, 1.167, 61.7)	
	(D)	(0.050, 0.950, 54.3)	(0.050, 0.950, 2.420, 42.4)	(0.050, 0.950, 1.791, 43.4)	(0.050, 0.950, 1.450, 45.0)	(0.050, 0.950, 1.160, 48.2)	(0.050, 0.950, 1.439, 48.2)	(0.050, 0.950, 1.250, 49.1)	(0.050, 0.950, 1.250, 49.1)	(0.050, 0.950, 1.089, 50.9)	
	(I)	(0.050, 1.124, 68.0)	(0.063, 1.142, 4.791, 46.8)	(0.052, 1.128, 2.959, 47.5)	(0.050, 1.124, 2.061, 49.1)	(0.050, 1.124, 3.265, 56.6)	(0.050, 1.125, 2.120, 56.7)	(0.050, 1.124, 1.589, 57.5)	(0.050, 1.124, 1.589, 57.5)	(0.050, 1.124, 1.167, 60.9)	
	(D)	(0.050, 0.951, 53.3)	(0.050, 0.951, 2.419, 41.6)	(0.050, 0.951, 1.791, 42.6)	(0.050, 0.951, 1.450, 44.1)	(0.050, 0.951, 1.160, 47.3)	(0.050, 0.951, 1.439, 47.4)	(0.050, 0.951, 1.250, 48.2)	(0.050, 0.951, 1.250, 48.2)	(0.050, 0.951, 1.089, 50.0)	
	(I)	(0.050, 1.121, 67.2)	(0.065, 1.142, 4.698, 46.1)	(0.052, 1.125, 2.971, 46.8)	(0.050, 1.121, 2.061, 48.4)	(0.051, 1.123, 3.243, 55.8)	(0.050, 1.121, 2.129, 55.9)	(0.050, 1.121, 1.589, 56.8)	(0.050, 1.121, 1.589, 56.8)	(0.050, 1.123, 1.175, 60.0)	
	(D)	(0.050, 0.952, 52.4)	(0.050, 0.952, 2.420, 40.8)	(0.050, 0.952, 1.791, 41.7)	(0.050, 0.952, 1.450, 43.2)	(0.050, 0.952, 1.152, 46.6)	(0.050, 0.952, 1.439, 46.5)	(0.050, 0.952, 1.250, 47.3)	(0.050, 0.952, 1.250, 47.3)	(0.050, 0.952, 1.084, 49.2)	
	(I)	(0.050, 1.119, 66.3)	(0.063, 1.137, 4.772, 45.3)	(0.054, 1.125, 2.924, 46.1)	(0.050, 1.119, 2.061, 47.6)	(0.052, 1.123, 3.185, 55.1)	(0.050, 1.120, 2.122, 55.1)	(0.050, 1.119, 1.589, 55.9)	(0.050, 1.119, 1.589, 55.9)	(0.050, 1.119, 1.178, 59.0)	
	(D)	(0.050, 0.953, 51.4)	(0.050, 0.953, 2.420, 39.9)	(0.050, 0.953, 1.791, 40.8)	(0.050, 0.953, 1.450, 42.3)	(0.050, 0.953, 1.132, 45.6)	(0.050, 0.953, 1.439, 45.5)	(0.050, 0.953, 1.250, 46.3)	(0.050, 0.953, 1.250, 46.3)	(0.050, 0.953, 1.084, 48.2)	
	(I)	(0.050, 1.116, 65.4)	(0.064, 1.136, 4.720, 44.6)	(0.054, 1.122, 2.928, 45.3)	(0.050, 1.117, 2.058, 46.8)	(0.051, 1.119, 3.218, 54.2)	(0.050, 1.116, 2.130, 54.3)	(0.050, 1.117, 1.588, 55.1)	(0.050, 1.117, 1.588, 55.1)	(0.050, 1.118, 1.175, 58.3)	
15	(D)	(0.069, 0.979, 15.1)	(0.053, 0.982, 2.737, 9.7)	(0.051, 0.983, 1.996, 9.7)	(0.057, 0.981, 1.560, 10.1)	(0.054, 0.982, 1.195, 11.5)	(0.067, 0.979, 1.924, 12.1)	(0.053, 0.980, 1.308, 12.4)	(0.063, 0.980, 1.308, 12.4)	(0.061, 0.980, 1.107, 13.1)	
	(I)	(0.064, 1.024, 16.6)	(0.090, 1.030, 2.903, 10.4)	(0.072, 1.026, 2.154, 10.4)	(0.081, 1.028, 1.627, 10.9)	(0.057, 1.022, 2.220, 12.3)	(0.067, 1.026, 2.148, 13.2)	(0.067, 1.025, 1.653, 13.1)	(0.060, 1.023, 1.379, 13.4)	(0.061, 1.023, 1.120, 14.2)	
	(D)	(0.072, 0.978, 14.8)	(0.058, 0.981, 2.710, 9.5)	(0.050, 0.983, 2.000, 9.5)	(0.056, 0.982, 1.566, 9.9)	(0.054, 0.982, 1.185, 11.3)	(0.062, 0.980, 1.938, 11.9)	(0.061, 0.981, 1.308, 12.1)	(0.061, 0.981, 1.308, 12.1)	(0.061, 0.981, 1.101, 12.9)	
	(I)	(0.066, 1.024, 16.2)	(0.088, 1.029, 2.918, 10.2)	(0.073, 1.026, 2.149, 10.2)	(0.069, 1.025, 1.635, 10.6)	(0.059, 1.022, 2.231, 12.0)	(0.073, 1.026, 2.143, 12.9)	(0.069, 1.025, 1.648, 12.9)	(0.069, 1.025, 1.364, 13.1)	(0.062, 1.023, 1.126, 13.9)	
	(D)	(0.075, 0.978, 14.5)	(0.057, 0.982, 2.715, 9.3)	(0.054, 0.983, 1.991, 9.3)	(0.057, 0.982, 1.560, 9.7)	(0.056, 0.982, 1.184, 11.0)	(0.064, 0.980, 1.931, 11.6)	(0.061, 0.981, 1.307, 11.8)	(0.063, 0.981, 1.307, 11.8)	(0.063, 0.981, 1.101, 12.6)	
	(I)	(0.066, 1.024, 15.9)	(0.083, 1.027, 2.964, 10.0)	(0.066, 1.024, 2.184, 9.9)	(0.069, 1.024, 1.656, 10.3)	(0.059, 1.022, 2.218, 11.8)	(0.076, 1.026, 2.125, 12.6)	(0.066, 1.024, 1.658, 12.6)	(0.067, 1.024, 1.368, 12.8)	(0.061, 1.022, 1.119, 13.6)	
	(D)	(0.075, 0.979, 14.2)	(0.050, 0.982, 2.708, 9.1)	(0.056, 0.983, 1.986, 9.0)	(0.059, 0.982, 1.559, 9.4)	(0.058, 0.982, 1.183, 10.8)	(0.071, 0.979, 1.930, 11.3)	(0.065, 0.981, 1.306, 11.5)	(0.065, 0.981, 1.306, 11.5)	(0.066, 0.981, 1.100, 12.3)	
	(I)	(0.066, 1.023, 15.6)	(0.084, 1.027, 2.948, 9.7)	(0.075, 1.025, 2.141, 9.7)	(0.065, 1.023, 1.667, 10.1)	(0.059, 1.021, 2.200, 11.4)	(0.082, 1.027, 2.092, 12.4)	(0.072, 1.026, 1.640, 12.3)	(0.065, 1.023, 1.370, 12.5)	(0.063, 1.022, 1.125, 13.3)	
	(D)	(0.075, 0.979, 13.8)	(0.063, 0.981, 2.682, 8.9)	(0.063, 0.981, 1.971, 8.8)	(0.063, 0.981, 1.554, 9.2)	(0.063, 0.981, 1.192, 10.4)	(0.065, 0.981, 1.930, 11.1)	(0.064, 0.981, 1.538, 11.0)	(0.066, 0.981, 1.306, 11.2)	(0.068, 0.980, 1.105, 11.9)	
	(I)	(0.067, 1.023, 15.2)	(0.086, 1.027, 2.934, 9.5)	(0.071, 1.024, 2.118, 9.5)	(0.071, 1.024, 1.650, 9.8)	(0.061, 1.021, 2.216, 11.2)	(0.077, 1.025, 2.118, 12.1)	(0.071, 1.024, 1.643, 12.0)	(0.060, 1.022, 1.370, 12.2)	(0.063, 1.022, 1.118, 13.0)	

Table 12: The parameters $(\lambda^+, H_U, h_L, EATS_1)$ and $(\lambda^-, H_D, h_L, EATS_1)$ of the VSI EWMA-RZ control charts compared to those $(\lambda^+, H_U, EARL_1)$ and $(\lambda^-, H_D, EARL_1)$ of FSI EWMA-RZ charts (third column) for $\gamma_X = 0.2, \gamma_Y = 0.01, ASI_0 = 1, ATS_0 = 200$ and uniformly distributed of τ ; $[a, b] = [0.9, 1]$ for decreasing (D) case and $[a, b] = [1, 1.1]$ for increasing (I) case

n	$h_s = 0.1$						$h_s = 0.5$							
	FSI		R = 0.1		R = 0.2		R = 0.3		R = 0.5		R = 0.8			
1	(D)	$\rho = -0.8$												
		(0.0500, 0.9292, 59.1)	(0.050, 0.929, 3.112, 41.4)	(0.051, 0.928, 2.096, 43.4)	(0.051, 0.928, 1.620, 45.5)	(0.050, 0.929, 1.203, 50.3)	(0.050, 0.929, 2.173, 49.2)	(0.050, 0.929, 1.611, 50.3)	(0.050, 0.929, 1.346, 51.5)	(0.050, 0.929, 1.113, 54.2)	(0.050, 0.929, 1.346, 51.5)	(0.050, 0.929, 1.346, 51.5)	(0.050, 0.929, 1.113, 54.2)	
		(I)	(0.050, 1.072, 53.7)	(0.050, 1.073, 3.208, 39.8)	(0.051, 1.074, 2.138, 40.9)	(0.050, 1.072, 1.647, 42.4)	(0.050, 1.072, 1.210, 46.3)	(0.050, 1.073, 2.227, 46.0)	(0.051, 1.074, 1.632, 46.6)	(0.050, 1.072, 1.359, 47.4)	(0.050, 1.072, 1.359, 47.4)	(0.050, 1.072, 1.359, 47.4)	(0.050, 1.072, 1.116, 49.6)	
		(D)	$\rho = -0.4$											
			(0.050, 0.930, 58.3)	(0.050, 0.930, 3.130, 40.7)	(0.051, 0.929, 2.106, 42.6)	(0.050, 0.930, 1.628, 44.6)	(0.050, 0.930, 1.205, 49.5)	(0.050, 0.930, 2.183, 48.5)	(0.050, 0.930, 1.616, 49.5)	(0.050, 0.930, 1.349, 50.7)	(0.050, 0.930, 1.114, 53.4)	(0.050, 0.930, 1.349, 50.7)	(0.050, 0.930, 1.114, 53.4)	
		(I)	(0.050, 1.070, 52.8)	(0.050, 1.070, 3.189, 39.1)	(0.050, 1.070, 2.136, 40.1)	(0.050, 1.070, 1.641, 41.6)	(0.050, 1.070, 1.208, 45.5)	(0.050, 1.070, 2.216, 45.2)	(0.050, 1.070, 1.631, 45.7)	(0.050, 1.070, 1.356, 46.6)	(0.050, 1.070, 1.116, 48.8)	(0.050, 1.070, 1.356, 46.6)	(0.050, 1.070, 1.116, 48.8)	
	(D)	$\rho = 0.0$												
		(0.050, 0.931, 57.4)	(0.050, 0.931, 3.158, 39.9)	(0.050, 0.931, 2.122, 41.7)	(0.050, 0.931, 1.634, 43.8)	(0.050, 0.931, 1.206, 48.6)	(0.050, 0.931, 2.199, 47.7)	(0.050, 0.931, 1.623, 48.7)	(0.050, 0.931, 1.352, 49.8)	(0.050, 0.931, 1.114, 52.5)	(0.050, 0.931, 1.352, 49.8)	(0.050, 0.931, 1.114, 52.5)		
		(I)	(0.050, 1.068, 51.9)	(0.050, 1.068, 3.164, 38.4)	(0.050, 1.068, 2.125, 39.4)	(0.050, 1.068, 1.634, 40.9)	(0.050, 1.068, 1.207, 44.7)	(0.050, 1.068, 2.202, 44.4)	(0.050, 1.068, 1.625, 45.0)	(0.050, 1.068, 1.115, 47.9)	(0.050, 1.068, 1.625, 45.0)	(0.050, 1.068, 1.115, 47.9)		
		(D)	$\rho = 0.4$											
			(0.050, 0.932, 56.6)	(0.050, 0.932, 3.181, 39.1)	(0.050, 0.931, 2.132, 40.9)	(0.050, 0.932, 1.640, 42.9)	(0.050, 0.932, 1.208, 47.7)	(0.050, 0.932, 2.212, 46.9)	(0.050, 0.931, 1.628, 47.9)	(0.050, 0.932, 1.355, 49.0)	(0.050, 0.932, 1.115, 51.7)	(0.050, 0.932, 1.355, 49.0)	(0.050, 0.932, 1.115, 51.7)	
		(I)	(0.050, 1.066, 51.0)	(0.050, 1.066, 3.139, 37.7)	(0.050, 1.067, 2.112, 38.7)	(0.050, 1.066, 1.630, 40.1)	(0.050, 1.066, 1.217, 43.7)	(0.050, 1.066, 2.188, 43.6)	(0.050, 1.067, 1.618, 44.2)	(0.050, 1.066, 1.350, 45.0)	(0.050, 1.066, 1.120, 47.0)	(0.050, 1.066, 1.350, 45.0)	(0.050, 1.066, 1.120, 47.0)	
(D)	$\rho = 0.8$													
	(0.050, 0.933, 55.7)	(0.050, 0.932, 3.210, 38.3)	(0.050, 0.932, 2.145, 40.0)	(0.050, 0.932, 1.645, 42.1)	(0.050, 0.933, 1.210, 46.9)	(0.050, 0.932, 2.227, 46.1)	(0.050, 0.932, 1.636, 47.0)	(0.050, 0.932, 1.358, 48.2)	(0.050, 0.933, 1.116, 50.8)	(0.050, 0.932, 1.358, 48.2)	(0.050, 0.933, 1.116, 50.8)			
	(I)	(0.050, 1.064, 50.1)	(0.050, 1.065, 3.109, 37.0)	(0.050, 1.065, 2.099, 37.9)	(0.050, 1.064, 1.624, 39.4)	(0.050, 1.064, 1.215, 42.9)	(0.050, 1.065, 2.172, 42.8)	(0.050, 1.065, 1.610, 43.3)	(0.050, 1.064, 1.346, 44.1)	(0.050, 1.064, 1.346, 44.1)	(0.050, 1.064, 1.119, 46.1)			
	(D)	$\rho = -0.8$												
		(0.061, 0.978, 15.9)	(0.064, 0.978, 2.872, 9.9)	(0.066, 1.022, 2.067, 10.0)	(0.068, 1.022, 1.602, 10.4)	(0.061, 0.981, 1.204, 11.9)	(0.061, 0.978, 2.055, 12.6)	(0.061, 0.978, 1.596, 12.6)	(0.059, 0.979, 1.340, 12.8)	(0.055, 0.980, 1.112, 13.7)	(0.059, 0.979, 1.340, 12.8)	(0.055, 0.980, 1.112, 13.7)		
	(I)	(0.073, 1.023, 15.6)	(0.077, 1.024, 2.802, 10.0)	(0.077, 1.024, 2.067, 10.0)	(0.077, 1.024, 1.602, 10.4)	(0.068, 1.020, 1.200, 11.8)	(0.077, 1.024, 2.001, 12.5)	(0.067, 1.022, 1.384, 12.7)	(0.068, 1.022, 1.384, 12.7)	(0.064, 1.022, 1.109, 13.5)	(0.068, 1.022, 1.384, 12.7)	(0.064, 1.022, 1.109, 13.5)		
(D)	$\rho = -0.4$													
	(0.062, 0.979, 15.6)	(0.067, 0.977, 2.857, 9.7)	(0.059, 0.979, 2.083, 9.7)	(0.060, 0.979, 1.612, 10.2)	(0.052, 0.981, 1.204, 11.6)	(0.066, 0.978, 2.035, 12.3)	(0.059, 0.979, 1.601, 12.3)	(0.060, 0.979, 1.339, 12.6)	(0.056, 0.980, 1.111, 13.4)	(0.060, 0.979, 1.339, 12.6)	(0.056, 0.980, 1.111, 13.4)			
	(I)	(0.074, 1.023, 15.2)	(0.074, 1.023, 2.818, 9.8)	(0.061, 1.020, 2.080, 9.8)	(0.065, 1.021, 1.605, 10.1)	(0.050, 1.018, 1.219, 11.5)	(0.072, 1.023, 2.016, 12.2)	(0.070, 1.022, 1.584, 12.2)	(0.068, 1.022, 1.334, 12.4)	(0.066, 1.021, 1.108, 13.2)	(0.068, 1.022, 1.334, 12.4)	(0.066, 1.021, 1.108, 13.2)		
	(D)	$\rho = 0.0$												
		(0.062, 0.979, 15.3)	(0.066, 0.978, 2.867, 9.5)	(0.060, 0.979, 2.083, 9.5)	(0.059, 0.980, 1.614, 9.9)	(0.053, 0.981, 1.203, 11.4)	(0.064, 0.979, 2.049, 12.1)	(0.065, 0.978, 1.591, 12.1)	(0.060, 0.979, 1.341, 12.3)	(0.058, 0.980, 1.111, 13.1)	(0.060, 0.979, 1.341, 12.3)	(0.058, 0.980, 1.111, 13.1)		
	(I)	(0.076, 1.023, 14.9)	(0.076, 1.023, 2.797, 9.6)	(0.061, 1.020, 2.078, 9.5)	(0.065, 1.021, 1.604, 9.9)	(0.062, 1.020, 1.197, 11.3)	(0.076, 1.023, 1.998, 11.9)	(0.072, 1.022, 1.579, 11.9)	(0.069, 1.022, 1.331, 12.1)	(0.067, 1.021, 1.107, 12.9)	(0.069, 1.022, 1.331, 12.1)	(0.067, 1.021, 1.107, 12.9)		
(D)	$\rho = 0.4$													
	(0.063, 0.979, 14.9)	(0.068, 0.978, 2.858, 9.3)	(0.063, 0.979, 2.074, 9.3)	(0.061, 0.980, 1.613, 9.7)	(0.054, 0.981, 1.203, 11.1)	(0.066, 0.978, 2.041, 11.8)	(0.063, 0.979, 1.596, 11.8)	(0.061, 0.980, 1.340, 12.0)	(0.058, 0.980, 1.111, 12.8)	(0.061, 0.980, 1.340, 12.0)	(0.058, 0.980, 1.111, 12.8)			
	(I)	(0.075, 1.022, 14.5)	(0.078, 1.023, 2.782, 9.4)	(0.069, 1.021, 2.049, 9.3)	(0.064, 1.020, 1.605, 9.7)	(0.061, 1.020, 1.197, 11.0)	(0.076, 1.022, 1.998, 11.7)	(0.071, 1.022, 1.580, 11.6)	(0.071, 1.021, 1.329, 11.8)	(0.069, 1.021, 1.107, 12.6)	(0.069, 1.021, 1.329, 11.8)	(0.069, 1.021, 1.107, 12.6)		
	(D)	$\rho = 0.8$												
		(0.065, 0.979, 14.6)	(0.070, 0.978, 2.848, 9.1)	(0.058, 0.981, 2.095, 9.1)	(0.067, 0.979, 1.603, 9.5)	(0.055, 0.981, 1.215, 10.8)	(0.067, 0.979, 2.041, 11.5)	(0.058, 0.981, 1.608, 11.5)	(0.067, 0.979, 1.335, 11.8)	(0.059, 0.980, 1.111, 12.5)	(0.067, 0.979, 1.335, 11.8)	(0.059, 0.980, 1.111, 12.5)		
	(I)	(0.078, 1.022, 14.2)	(0.083, 1.023, 2.745, 9.2)	(0.070, 1.021, 2.044, 9.1)	(0.067, 1.020, 1.599, 9.4)	(0.064, 1.020, 1.195, 10.7)	(0.072, 1.021, 2.008, 11.4)	(0.073, 1.021, 1.575, 11.3)	(0.068, 1.020, 1.331, 11.5)	(0.069, 1.021, 1.106, 12.3)	(0.068, 1.020, 1.331, 11.5)	(0.069, 1.021, 1.106, 12.3)		

Figure 4: VSI EWMA-RZ control charts for the food industry example



- The sampling interval $h_S = 0.1$ and the warning control coefficient $R_U = 0.3$.

Given these values of parameters, we calculate $h_L = 1.35$, $\lambda^+ = 0.4796970$, $H_U = 1.0088404$ for optimal parameters of upward VSI EWMA-RZ control chart. The control limit and warning limit are then $UCL^+ = 1.0088404$ and $UWL^+ = 1.0026521$.

The set of collected data, the sample ratio \hat{Z}_i and the control statistics Y_i^+ are shown in Table 13. The obtained result shows that the process run in-control up to sample #10. The upward VSI EWMA-RZ control chart signals the occurrence of the out-of-control condition in Figure 4 by plotting point #12 above the control limit $UCL^+ = 1.007754$. This result is also boldfaced in Table 13. After correction actions to restore the process back to the in-control condition, the process is enabled to continue after sample #14.

7 Concluding remarks

This study has presented the optimal statistical design of the VSI EWMA control chart for monitoring the ratio of two normal random variables. We found that the new warning coefficient have significant impact on the proposed chart. In general, reducing the value of this coefficient is an effective

Sample	SI	Total time	Box Size	$W_{p,i,j}$ [gr]		$W_{p,i}$ [gr]		$\bar{W}_{f,i}$ [gr]	$\hat{Z}_i = \frac{\bar{W}_{p,i}}{\bar{W}_{f,i}}$	Y_i^+	
						$W_{f,i,j}$ [gr]					
1	0.1	0.1	250 gr	25.479	25.355	24.027	25.792	24.960	25.122	1.003	1.00118
				25.218	25.171	24.684	25.052	25.107	25.046		
2	1.35	1.45	250 gr	25.359	25.172	24.508	25.292	24.449	24.956	1.003	1.00072
				25.211	25.115	24.679	24.933	24.831	24.954		
3	1.35	2.8	250 gr	24.574	24.864	25.865	25.107	24.811	25.044	1.005	1.00240
				24.784	24.868	25.377	24.879	24.734	24.929		
4	0.1	2.9	250 gr	25.313	24.483	24.088	25.184	25.681	24.950	0.999	1.00106
				25.338	24.859	24.305	25.115	25.251	24.974		
5	1.35	4.25	250 gr	25.557	24.959	25.023	24.482	25.531	25.111	0.998	1.00000
				25.277	25.402	25.012	24.937	25.148	25.163		
6	1.35	5.6	250 gr	24.882	24.473	24.814	25.418	24.732	24.864	0.997	1.00000
				24.962	24.644	24.817	25.419	24.818	24.932		
7	1.35	6.95	500 gr	49.848	48.685	49.994	49.910	49.374	49.562	0.999	1.00000
				49.993	49.128	49.830	49.566	49.422	49.588		
8	1.35	8.3	500 gr	49.668	50.338	49.149	47.807	49.064	49.205	0.990	1.00000
				49.695	50.681	49.640	48.969	49.612	49.720		
9	1.35	9.65	500 gr	51.273	48.303	48.510	50.594	48.591	49.454	0.993	1.00000
				50.366	49.210	49.844	49.890	49.595	49.781		
10	1.35	11	500 gr	48.720	51.566	49.677	50.651	50.344	50.192	1.002	1.00079
				49.721	50.215	50.178	50.324	50.071	50.102		
11	1.35	12.35	500 gr	51.372	51.700	51.000	50.886	49.641	50.920	1.017	1.00717
				50.164	50.272	49.884	50.061	49.845	50.045		
12	0.1	12.45	500 gr	52.020	53.182	51.374	51.342	48.771	51.138	1.023	1.01340
				50.749	50.369	49.697	49.575	49.440	49.966		
13	0.1	12.55	500 gr	52.360	49.412	50.704	50.370	50.901	50.949	1.016	1.01443
				50.047	49.981	50.297	50.408	50.026	50.152		
14	0.1	12.65	500 gr	52.498	50.447	48.713	48.574	50.275	50.101	1.008	1.01190
				50.064	50.124	49.162	48.865	50.344	49.712		
15	0.1	12.75	250 gr	25.123	24.658	24.468	25.030	25.071	24.870	0.996	1.00564
				25.041	24.790	24.835	25.211	25.008	24.977		

Table 13: The food industry example data

solution to enhance the performance of the VSI EWMA-RZ control chart, but in the case both two variables have small coefficient of variation, the charts power is somewhat better with R_U or R_D around 0.3. The influence of other process parameters on the chart are also investigated for better understanding of this new type of control chart. From the numerical comparison, we prove that our proposed control charts are better than the standard EWMA-RZ control chart in detecting the ratio shifts.

References

- [1] P. Castagliola, G. Celano, S. Fichera, and F. Giuffrida. A variable sampling interval s^2 -ewma control chart for monitoring the process variance. *International Journal of Technology Management*, 37(1-2): 125–146, 2006.
- [2] P. Castagliola, P. E. Maravelakis, and F. O. Figueiredo. The EWMA Median chart with estimated parameters. *IIE Transactions*, 48(1):66–74, 2016.
- [3] W.C. Yeong, M.B.C. Khoo, L.K. Teoh, and M.A. Rahim. Monitoring the coefficient of variation using a variable sampling interval ewma chart. *Journal of Quality Technology*, 49(3):380–401, 2017.
- [4] P. Castagliola, A. Amdouni, H. Taleb, and G. Celano. Monitoring the coefficient of variation using ewma charts. *Journal of Quality Technology*, 43(3):249–265, 2011.
- [5] P. Castagliola, A. Achouri, H. Taleb, G. Celano, and S. Psarakis. Monitoring the coefficient of variation using a variable sampling interval control chart. *Quality and Reliability Engineering International*, 29(8): 1135–1149, 2013.
- [6] K.W. Linna and W.H. Woodall. Effect of measurement error on Shewhart control chart. *Journal of Quality Technology*, 33(2):213–222, 2001.
- [7] G. Tagaras. A survey of recent developments in the design of adaptive control charts. *Journal of Quality Technology*, 30(3):212–223, 1988.
- [8] G. Celano, P. Castagliola, A. Faraz, and S. Fichera. Statistical Performance of a Control Chart for Individual Observations Monitoring the Ratio of two Normal Variables. *Quality and Reliability Engineering International*, 30(8):1361–1377, 2014.
- [9] G. Celano and P. Castagliola. A Synthetic Control Chart for Monitoring the Ratio of Two Normal Variables. *Quality and Reliability Engineering International*, 32(2):681–696, 2016.

- [10] K.P. Tran, P. Castagliola, and G. Celano. Monitoring the Ratio of Two Normal Variables Using Run Rules Type Control Charts. *International Journal of Production Research*, 54(6):1670–1688, 2016.
- [11] K.P. Tran, P. Castagliola, and G. Celano. Monitoring the Ratio of Population Means of a Bivariate Normal distribution using CUSUM Type Control Charts. *Statistical Papers*, 2016. In press, DOI: 10.1007/s00362-016-0769-4.
- [12] D. Öksoy, E. Boulos, and L.D. Pye. Statistical Process Control by the Quotient of two Correlated Normal Variables. *Quality Engineering*, 6(2):179–194, 1994.
- [13] G. Celano and P. Castagliola. Design of a phase II Control Chart for Monitoring the Ratio of two Normal Variables. *Quality and Reliability Engineering International*, 32(1):291–308, 2016.
- [14] K.P. Tran, P. Castagliola, and G. Celano. Monitoring the Ratio of Two Normal Variables Using EWMA Type Control Charts. *Quality and Reliability Engineering International*, 32(2):1853–1869, 2016.
- [15] K.P. Tran and S. Knoth. Steady-state arl analysis of arl-unbiased ewmarz control chart monitoring the ratio of two normal variables. *Qual Reliab Eng Int.*, pages 1–14, 2018.
- [16] K.P. Tran, P. Castagliola, and G. Celano. The performance of the Shewhart-RZ control chart in the presence of measurement error. *International Journal of Production Research*, 54:7504–7522, 2016.
- [17] K.P. Tran, P. Castagliola, G. Celano, and M.B.C. Khoo. Monitoring compositional data using multivariate exponentially weighted moving average scheme. *Quality and Reliability Engineering International*, 34(3):391–402, 2018. doi: <https://doi.org/10.1002/qre.2260>.
- [18] R.C. Geary. The Frequency Distribution of the Quotient of Two Normal Variates. *Journal of the Royal Statistical Society*, 93(3):442–446, 1930.
- [19] J. Hayya, D. Armstrong, and N. Gressis. A note on the Ratio of Two Normally Distributed Variables. *Management Science*, 21(11):1338–1341, 1975.
- [20] A. Cedilnik, K. Kosmelj, and A. Blejec. The Distribution of the Ratio of Jointly Normal Variables. *Metodoloski Zvezki*, 1(1):99–108, 2004.
- [21] T. Pham-Gia, N. Turkkan, and E. Marchand. Density of the ratio of two normal random variables and applications. *Communications in Statistics - Theory and Methods*, 35(9):1569–1591, 2006.

- [22] D. Brook and D.A. Evans. An approach to the probability distribution of CUSUM run length. *Biometrika*, 59(3):539–549, 1972.
- [23] M.S. Saccucci, W.A. Raid, and J.M. Lucas. Exponentially weighted moving average control schemes with variable sampling intervals. *Commun. Statist-Simula*, 21(3):627–657, 1992.
- [24] M.R Reynolds and J.C. Arnold. Optimal one-sided shewhart charts with variable sampling interval. *Sequential Analysis*, 80(1):181–192, 1989.