



HAL
open science

Magnetic control for high chromium steel creep

Gaël Sebald, Tetsuya Uchimoto, Benjamin Ducharne, Toshiyuki Takagi

► **To cite this version:**

Gaël Sebald, Tetsuya Uchimoto, Benjamin Ducharne, Toshiyuki Takagi. Magnetic control for high chromium steel creep. ELYT Workshop, Feb 2020, Satilleu, France. hal-02561452

HAL Id: hal-02561452

<https://hal.science/hal-02561452>

Submitted on 7 May 2020

HAL is a multi-disciplinary open access archive for the deposit and dissemination of scientific research documents, whether they are published or not. The documents may come from teaching and research institutions in France or abroad, or from public or private research centers.





L'archive ouverte pluridisciplinaire **HAL**, est destinée au dépôt et à la diffusion de documents scientifiques de niveau recherche, publiés ou non, émanant des établissements d'enseignement et de recherche français ou étrangers, des laboratoires publics ou privés.

Magnetic control for high chromium steel creep

ELyT Global

Theme: Electromagnetic NDT

Scientific topic: Electromagnetic instrumentation

	<p>Gael Sebald</p> <p>¹ELyTMaX UMI 3757, CNRS-Université de Lyon-Tohoku University International Joint Unit, Tohoku University, Sendai, Japan</p>		<p>Tetsuya Uchimoto</p> <p>¹ELyTMaX UMI 3757, CNRS-Université de Lyon-Tohoku University International Joint Unit, Tohoku University, Sendai, Japan ²Institute for Fluid Science, Tohoku University, Sendai, Japan</p>
	<p>Benjamin Ducharne</p> <p>¹Univ. Lyon, INSA- Lyon, LGEF EA682, F69621 Villeurbanne, France</p>		<p>Toshiyuki Takagi</p> <p>¹ELyTMaX UMI 3757, CNRS-Université de Lyon-Tohoku University International Joint Unit, Tohoku University, Sendai, Japan ²Institute for Fluid Science, Tohoku University, Sendai, Japan</p>

Abstract

Creep phenomenon is an important feature to assess in high temperature applications, although the correlations with microstructure and magnetic behaviour remain unclear. In this project, 12%Cr-Mo-W-V creep test samples (used in thermal power plants) are investigated using three electromagnetic inspection techniques. Magnetic parameters based on the results are then evaluated in comparison to the microstructure. Additionally, a modified Jiles-Atherton model has been used to numerically reproduce experimental results from Magnetic Incremental Permeability (MIP), Magnetic Barkhausen Noise (MBN) and standard B(H) measurements. All the three techniques exhibit different responses in understanding creep and the modelling parameters derived from the adapted Jiles-Atherton Model parameters are then correlated to the microstructure information. Coupling between the stress and magnetic field is the main and important feature of the ferromagnetic materials consisting of various small magnetic domains in its microstructure [1][2]. Conventional Eddy current testing has been extensively used for the ferromagnetic materials characterization but when it comes to creep damage detection, it becomes difficult to distinguish between the changes caused by the actual creep damage and from the signals generated by other sources like, cracks, surface roughness, hardness etc. In this research three different electromagnetic techniques are

applied to the 12 different samples from three different categories with different temperature and stress treatments. Magnetic Incremental Permeability (MIP) is used to investigate samples as it is highly sensitive to stress. On the other hand, Magnetic Barkhausen Noise being sensitive to the mechanical changes in the materials, is also used to analyse the samples in addition to standard B(H) curve measurements. Finally, ferromagnetic hysteresis models such as dry friction quasi static model [3], Preisach model [4], Jiles-Atherton model [5], which are based on magnetic induction B versus applied magnetic field strength H, are tested to get the simulated data based on experiments. Having a physical interpretation, the J-A model [6] is chosen but it is modified to derive modelling parameters which are then evaluated against the microstructure of the test samples. Finally, experimental data obtained using different techniques applied to creep samples are presented, and the relevant ferromagnetic model is given. Fig. 1(a) below shows evolution of one of the J-A parameters 'K' vs. Precipitation number for differently treated samples. It is quite evident that the energy required (K) to break the pinning site is larger in case of higher number of precipitates.

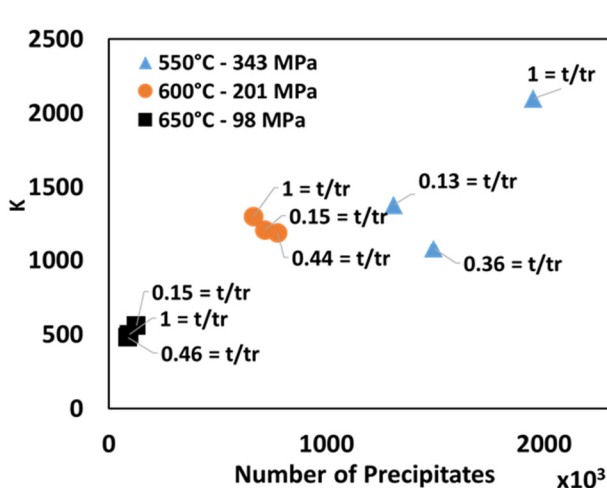


Figure 1(a): Evolution of J-A parameter 'K' vs. Precipitations

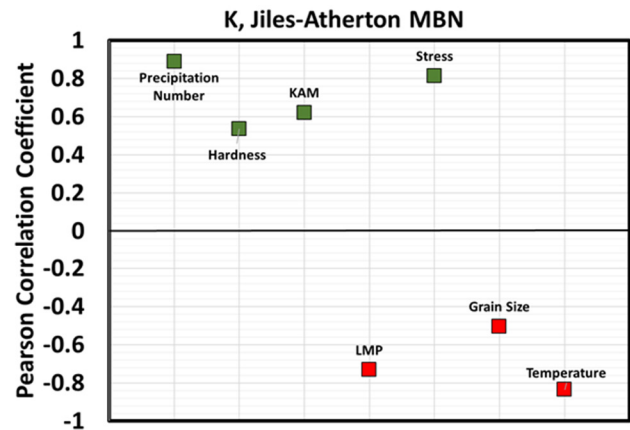


Figure 1(b): Pearson correlation coefficient for evolution of 'K' vs. different microstructural and mechanical parameters

After the determination of these parameters, Pearson correlation coefficient is evaluated against different mechanical and microstructural parameters as shown in Fig. 1(b).

References

- [1] Schull P.J.; Non-destructive evaluation: theory, techniques and applications. New York. Marcel Dekker, Inc., 2002.
- [2] B. Ducharme and al., "Phenomenological model of Barkhausen noise under mechanical and magnetic excitations", IEEE Trans. on Mag, vol. 99, pp. 1-6, 2018.
- [3] B. Ducharme and al., "Low frequency modelling of hysteresis behaviour and dielectric permittivity in ferroelectric ceramics under electric field", Journal of Physics D: Applied Physics, vol. 40, iss. 2, pp. 551-555, 2007.
- [4] B. Zhang and al., "Preisach's model extended with dynamic fractional derivation contribution", IEEE Trans. on Mag, vol. 54 iss. 3, 2017.
- [5] B. Zhang and al., "Dynamic magnetic scalar hysteresis lump model, based on JilesAtherton quasi-static hysteresis model extended with dynamic fractional derivative contribution", IEEE Trans. on Mag, iss. 99, 2018.
- [6] D. C. Jiles and D. L. Atherton, *J. Magn. Magn. Mater.*, vol. 61, no. 1-2, pp. 48-60, Sep. 1986.