



HAL
open science

Buruli ulcer remains a burden in Cameroon?

Wanda Franck, Yannick Kamdem, Lucrèce Eteki, Rodrigue Ntone, Christian Minyem, Ferdinand Mou, Yves Hako, Sara Eyangoh, Earnest Njih, Alphonse Um Boock, et al.

► **To cite this version:**

Wanda Franck, Yannick Kamdem, Lucrèce Eteki, Rodrigue Ntone, Christian Minyem, et al.. Buruli ulcer remains a burden in Cameroon?. OMS conférence sur l'ulcère de Buruli, Mar 2019, Genève, Switzerland. hal-02560356

HAL Id: hal-02560356

<https://hal.science/hal-02560356>

Submitted on 1 May 2020

HAL is a multi-disciplinary open access archive for the deposit and dissemination of scientific research documents, whether they are published or not. The documents may come from teaching and research institutions in France or abroad, or from public or private research centers.

L'archive ouverte pluridisciplinaire **HAL**, est destinée au dépôt et à la diffusion de documents scientifiques de niveau recherche, publiés ou non, émanant des établissements d'enseignement et de recherche français ou étrangers, des laboratoires publics ou privés.

Buruli ulcer remains a burden in Cameroon ?

Franck Wanda¹, Lucrece Eteki², Yannick Kamdem³, Rodrigue Ntone², Christian Minyem⁴, Ferdinand Mou⁴, Yves Hako⁵, Sara Eyangoh³, Earnest Njih Tabah⁶, Alphonse Um Boock⁴, Yap Boum¹

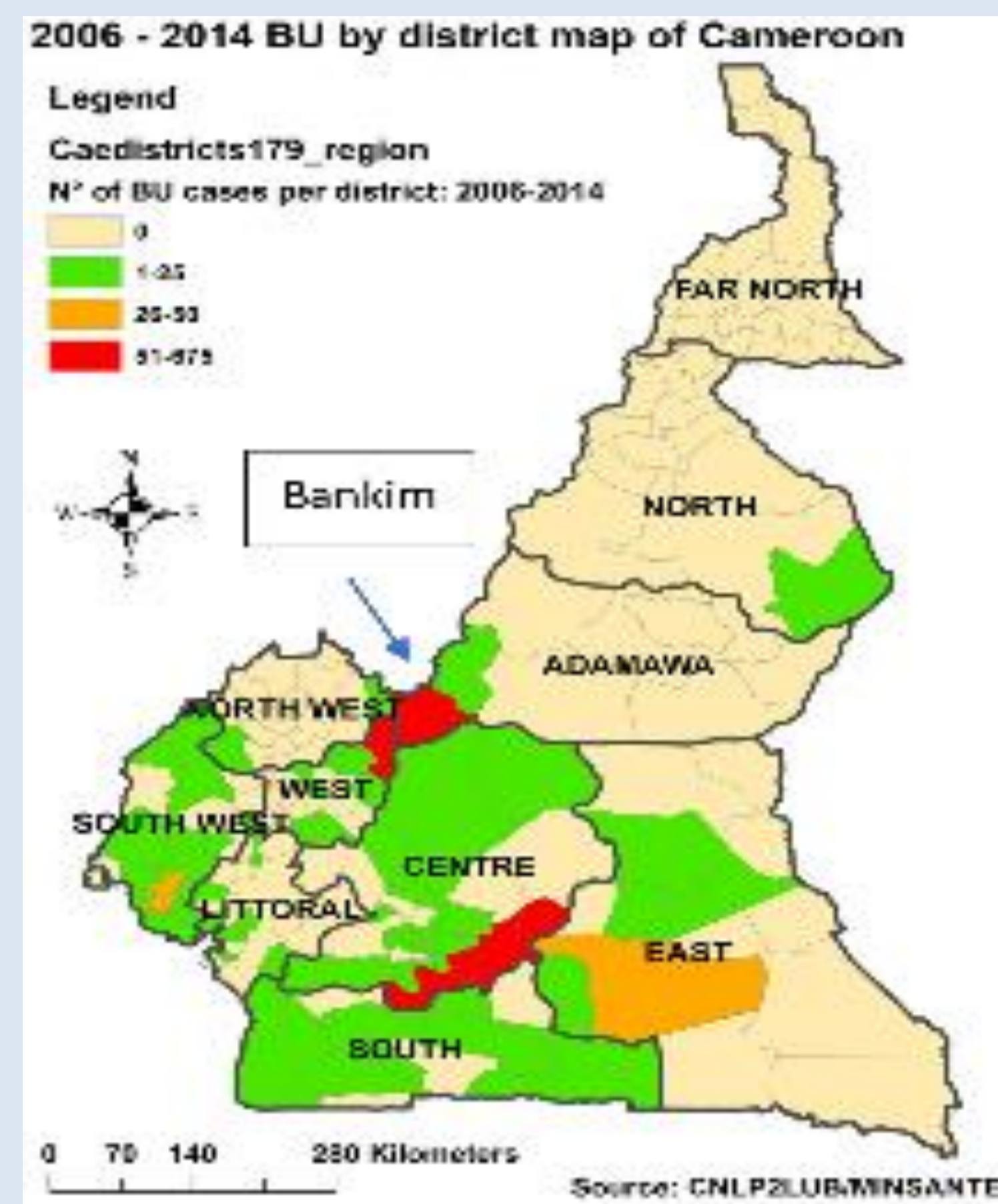
¹CIRES, Akonolinga, Cameroon; ²Epicentre², Yaoundé, Cameroon; ³Centre Pasteur du Cameroun, Yaoundé, Cameroon; ⁴FAIRMED, Bankim, Cameroon; ⁵Hopital Regional Annexe d'Ayos, Ayos, Cameroon; ⁶CNLP2LUB, Ministry of Health, Cameroon

Introduction

- Cameroon is a Buruli ulcer (BU) endemic country, yet few cases have been reported recently?
- In an ongoing BU diagnostic study, we enrolled patients with Chronic wound in endemic areas
- We assessed the burden of BU among patients with chronic wounds in the three endemic districts

Methods

- Study design: prospective diagnostic study
- Study sites and period:
 - BU endemic zones in Cameroon: Akonolinga, Ayos, Bankim,
 - January 2018 to February 2019
- Recruitment
 - Active research of patients through sensitization of Community Health Workers (CHWs), visits to health centers, village authorities, traditional healers, massive awareness campaigns in villages
 - All chronic wound patients that were eligible and those who consented were enrolled

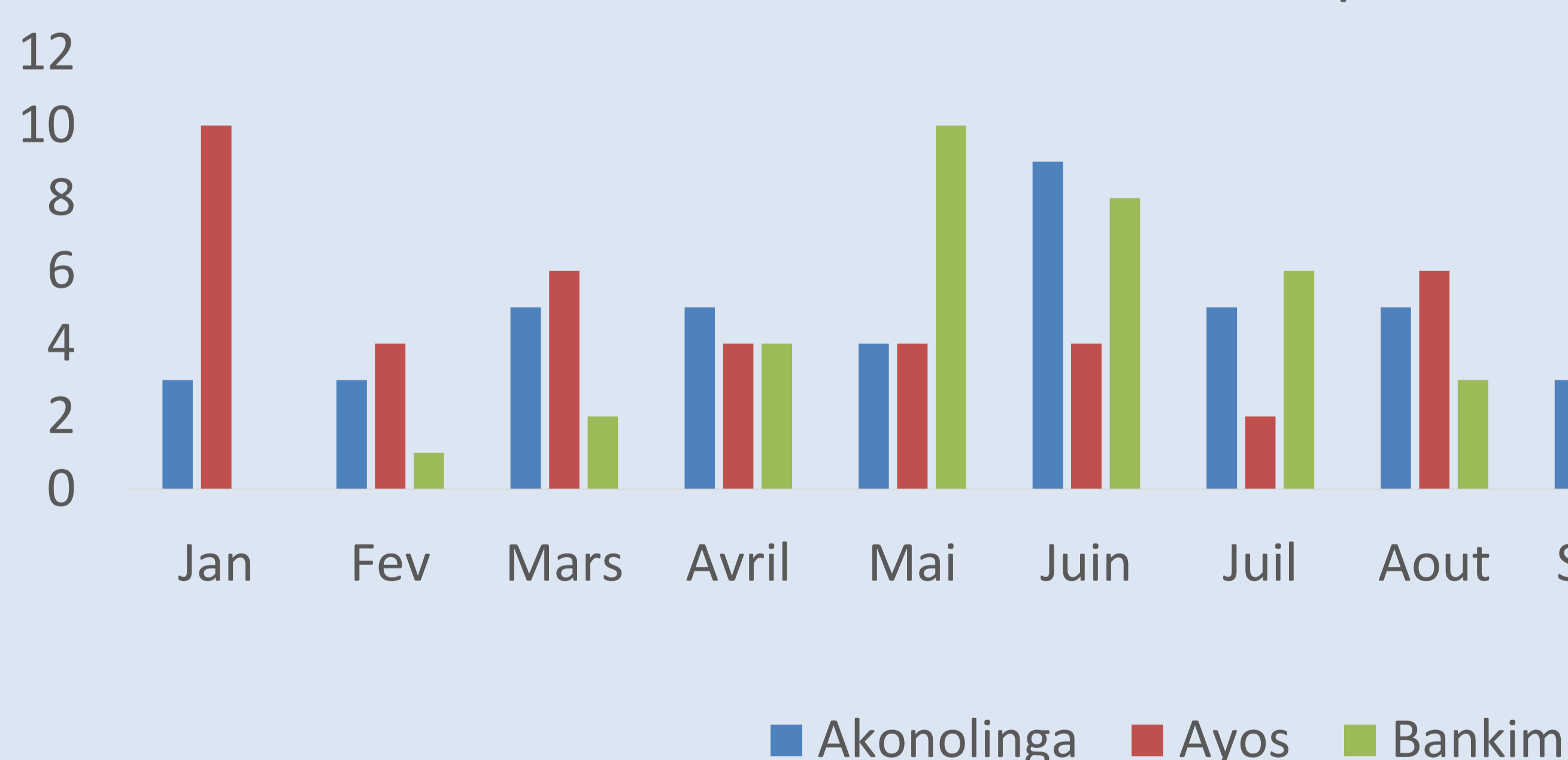


- Data and sample collection
 - Nurses and physicians performed clinical examinations, and filled out questionnaires with patients information using mobile data collection platform CommCare HQ – Dimagi. Basic
 - Swab samples from wounds were collected at health facilities and PCR analyses were performed at Centre Pasteur du Cameroun
- Data analysis
 - Data were analyzed in excel and R

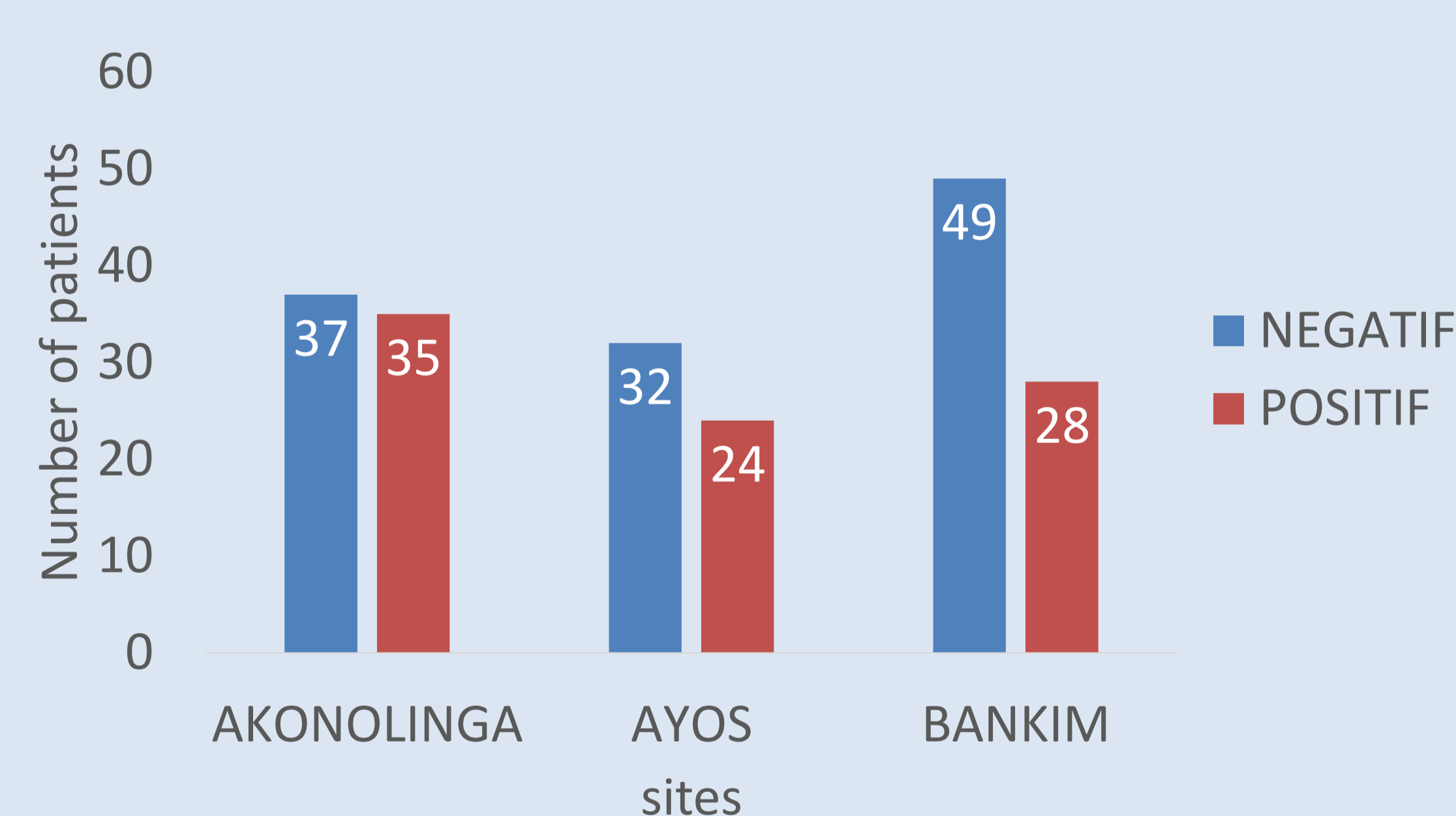
Results

- We included 207 patients aged 1 to 89 (Mean=34; SD=22), of which 64% were male.
- We found 87 (42,4%) PCR confirmed cases of Buruli
- Akonolinga has the highest burden (43,7%) of BU patients

Evolution of inclusion with time and per site



Buruli Ulcer PCR results per site



Conclusion

- Despite the decrease in reporting of BU in Cameroon we have confirmed 87 cases in about 1 year, in only three districts.
- This highlights the importance of surveillance, community awareness and integration of traditional healers to reach patients and ensure that individuals with chronic wounds receive proper diagnosis and treatment.

Acknowledgments

We are thankful to all the patients that contributed to this study. We appreciate the Ministry of Health that supported and collaborated with us to implement this study. We are thankful for our partners Hopital de District d'Akonolinga, CMA Endom, Hopital de District de Bankim, CMA de Song Kolong, Hopital Regional d'Ayos. This study was funded by Medecins Sans frontières

