



MAPPING ANCIENT POLYTHEISMS

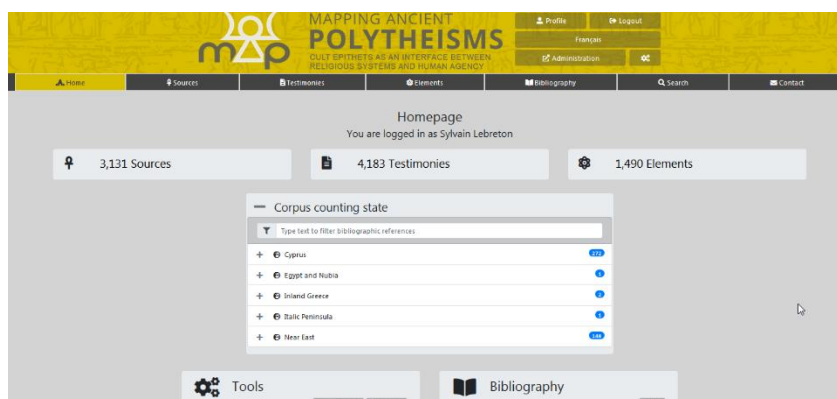
CULT EPITHETS AS AN INTERFACE BETWEEN
RELIGIOUS SYSTEMS AND HUMAN AGENCY

2020

Registration Data Interface

Guidelines

DATABASE ERC MAPPING ANCIENT POLYTHEISMS (741182)



Introduction	6
Presentation of the MAP project	6
Presentation of the MAP database.....	6
Structuration of the database	6
Registration	7
General norms of registration.....	7
How to quote the MAP database?	7
Contact	7
Request a user account	8
Go to the Homepage.....	8
Corpus counting state.....	9
Access a List	9
Sources List.....	9
Testimonies List.....	10
Elements List.....	10
Bibliography.....	11
1 Source.....	12
1.1 Definition	12
1.2 Project	12
1.3 To translate in	13
1.4 Source Information	13
1.4.1 Category.....	13
1.4.2 Types	13
1.4.3 Languages	14
1.4.4 Main Title	14
1.4.5 Material Category and Material	15
1.4.6 Medium Category and Medium.....	16
1.4.7 Text URL.....	16
1.4.8 Iconography	16
1.5 Bibliography	16
1.5.1 Reference # 1, 2, 3	17
1.5.2 Main Edition	17
1.5.3 Reference	17
1.6 Datation.....	21
1.6.1 Is Dated?.....	21
1.6.2 <i>Post quem</i> and <i>Ante quem</i>	21
1.6.3 About problematic dating	23
1.6.4 Precision	23

1.6.5	Commentary (FR / EN)	23
1.7	Location	24
1.7.1	General registration guidelines	24
1.7.2	Precision	24
1.7.3	Discovery Location.....	24
1.7.4	Same original location?	30
1.7.5	Commentary (FR / EN)	31
1.8	Commentary (FR / EN).....	31
1.9	Testimonies	32
	Single divine names	32
	Identical onomastic sequences in one source.....	32
	Multilingual testimonies.....	32
	Titles of sovereigns	33
	Heroes and deceased	33
1.9.1	Passage.....	34
1.9.2	Extract with restitution	34
	Interspersed words	35
	Prepositions and articles.....	35
	Transcription rules	35
2	Testimony/Testimonies	38
2.1	Validation.....	38
2.2	Translate in.....	39
2.3	Source Information	39
2.3.1	Source ID	39
2.3.2	Main edition.....	39
2.3.3	Reference	39
2.3.4	Passage.....	39
2.3.5	Linked Testimonies	40
2.3.6	Prose/Poetry.....	40
2.4	Testimony text	40
	Multilingual testimonies.....	41
	Titles of sovereigns	41
	Heroes and deceased	42
2.4.1	Extract with restitution	42
	Interspersed words	42
	Prepositions and articles.....	43
	Transcription rules	43
2.4.2	Transliteration.....	45
2.4.3	Translations (FR / EN).....	46

2.4.4	Reading quality	46
2.5	Context	47
2.5.1	Connected Acts	47
2.5.2	Occasion Category and Occasion	47
2.5.3	Material Category and Connected Material	48
	Quantity	48
2.6	Agent	49
	Groups	49
	Gods	49
2.6.1	Designation	49
2.6.2	Agencies	50
2.6.3	Natures	50
2.6.4	Genders	50
2.6.5	Status	51
2.6.6	Activities	51
2.6.7	Location of the agent	52
2.6.8	Commentary (FR / EN)	57
2.7	Dating of the testimony	57
2.7.1	Is Dated?	57
2.7.2	<i>Post quem et Ante quem</i>	58
2.7.3	Commentary (FR / EN)	59
2.8	Location of the testimony	60
2.9	Commentary (FR / EN)	66
2.10	Elements	66
2.10.1	Position of the element	68
2.10.2	Invariant element	68
2.10.3	Element in context	69
2.10.4	Suffix	70
2.10.5	Morphological form	70
2.10.6	Gender	70
2.10.7	Number	71
2.10.8	Contextual category	71
2.11	Formula	71
2.11.1	Formula	71
2.11.2	Number of divine powers	73
3	Element	75
3.1	<i>Translate in</i>	75
3.2	Element description	75
3.2.1	Absolute form	75

3.2.2	Beta Code.....	76
3.2.3	Translations.....	77
3.2.4	Nature	78
3.2.5	Invariant categories.....	78
3.3	References to other elements	79
3.4	Element location	79
3.5	Bibliography	85
3.5.1	Reference # 1, 2, 3	85
3.5.2	General rules.....	85
3.5.3	Bibliographic references: full references.....	85
3.5.4	Bibliographic references: short references	86
3.6	Commentary (FR/EN).....	86
4	Bibliography.....	88
4.1	Bibliography form.....	88
4.2	Corpus.....	88
4.3	Layout of bibliography.....	89
4.3.1	Bibliographic references: full references	89
4.3.2	Bibliographic references: short references	90
4.3.3	Corpus: full and short titles.....	90
Annex 1:	The <i>Clone</i> function	91
Clone the Source		91
Clone a Testimony from the same source		91
Clone Source and Testimony		92
Annex 2:	Rules for the definition of geographic entities.....	94
1. Regions.....		94
1.1 Regions corresponding to a Roman province		94
1.2. Regions corresponding to the grouping of several Roman provinces.....		94
1.3 Regions that group together spaces inside and outside of the Roman Empire.....		94
1.4 Regions outside of the Roman Empire:.....		94
3. Sub-regions		95
Annex 3:	List of database categories.....	96
Catégorie de Source / Source Category and Types de Source / Source Types (Table Source / Source Table)		96
Langues / Language (Table Source / Source Table).....		99
Catégorie de Matériau / Material Category & Matériau / Material (Table Source / Source Table)..		99
Catégorie de Support / Medium Category & Support / Medium (Table Source / Source Table) ...		102
Topographies (Tables Source, Attestation, Élément / Source, Testimony, Element Tables).....		108

Fonctions / Functions (Tables Source, Attestation, Élément / Source, Testimony, Element Tables) 108

Pratiques associées / Connected acts (Table Attestation / Testimony Table) 110

Catégorie d’Occasion/ Occasion Category & Occasion / Occasion (Table Attestation / Testimony Table) 112

Catégorie de Matériel Associé / Category of Connected Material & Matériels / Materials (Table Attestation / Testimony Table)..... 114

Agentivités de l’Agent/ Agencies of the Agent (Table Attestation / Testimony Table) 121

Natures de l’Agent / Natures of the Agent (Table Attestation / Testimony Table)..... 122

Genres de l’Agent/ Genders of the Agent (Table Attestation / Testimony Table)..... 122

Statuts Affichés de l’Agent / Explicit Status of the Agent (Table Attestation / Testimony Table). 123

ActivitéS de l’Agent / Activities of the Agent (Table Attestation / Testimony Table)..... 124

Catégories des Éléments / Categories of Elements (Table Attestation [catégorie contextuelle], Élément [catégories invariantes] / Testimony [contextual category], Element Table [out of context categories])..... 125

Introduction

Presentation of the MAP project

The MAP project is an ERC Advanced Grant (741182) project that studies the divine powers in the Antiquity by means of their names, viewed as “onomastic sequences”. The full title of the project is: *Mapping Ancient Polytheisms. Cult Epithets as an Interface between Religious Systems and Human Agency*. Thanks to the systems for naming the divine, it aims to unravel the relational logics, elements of meaning, but always fluid, which arrange and animate the divine powers. These systems serve to express the gods’ multiple functions and modes of action, as well as associating them with spaces where their presence allows them to interact with men. For this reason, the names of the gods play a strategic role in ritual communication, making it possible to target a specific interlocutor and reinforcing the effectiveness of the ritual. MAP focusses on the context in which each onomastic sequence is used, as well as the question of human agency.

The project considers the divine names from the widest expansion of the Greek worlds and the Semitic worlds of the West (Phoenician, Punic, Aramaic, Hebrew) from the Near East to the most western Phoenician colonies, in other words, on an ample Mediterranean scale and encompassing an extensive period of time, from around 1000 BC to 400 AD.

Presentation of the MAP database

The data for the names, contexts and agents is extracted from published corpus, formatted and recorded by the team working on the project, guest researchers and collaborators. Given that the corpus studied is heterogeneous on several levels, the database uses ontologies and lists of predetermined values to record the data in order to streamline data entry and facilitate consultation.

MAP uses a relational database in SQL (Structured Query Language) which allows a large amount of different qualities of information to be recorded. This information is stored in entity classes (tables) which use an architecture that facilitates the resolution of search issues.

Structuration of the database

The MAP database contains three registration levels containing different data:

- Source;
- Testimony;
- Element.

The source (1) is a document – epigraphic, glyptic, numismatic, papyrological or from the manuscript tradition – which contains one or several testimonies of divine onomastic sequences.

The testimony (2) is a group of onomastic elements that refer to one or several deities and are combined to form an “onomastic sequence”.

E.g.: *Ἀπόλ[λωνος] Πυθίου καὶ Ἀπόλλωνος Κεδριέως* is a Greek testimony;
lrbt ltnt pn b’l wl’dn lb’l ḥmn is a Punic testimony.

The element (3) is the minimal “unit of meaning” within the testimony. It is a semantic and non-grammatical category. Two or more elements constitute a testimony.

E.g.: The testimony *Ἀπόλλωνος Πυθίου καὶ Ἀπόλλωνος Κεδριέως* contains 4 elements;
 The Punic testimony *lrbt ltnt pn b’l wl’dn lb’l ḥmn* contains 7 elements.

One source (level 1) contains one or more testimonies (level 2) which contain one or more elements (level 3).

Metadata tables are associated with these different levels, such as the location, the datation, the context, the agents and the bibliography. Being aware of the structure of the database allows us to consider and calibrate our search process when using it.

Registration

This document explains the procedures necessary for registering data in the database. Generally, recording will take place as follows:

- creation of a “source” form for the document that you want to process;
- creation of one or more “testimony” forms related to the source;
- if necessary, creation of “element” and “bibliography” forms.

General norms of registration

Begin sentences with a capital letter and end them with a full stop.

For dates, use “BC” and “AD”.

To reference an author, quote Author (date) or (Author date).

How to quote the MAP database?

Bonnet C. (dir.), ERC Mapping Ancient Polytheisms 741182 (DB MAP), Toulouse 2017-2022:
<https://base-map-polytheisms.huma-num.fr/> (AAAA/MM/JJ).

Contact

map.polytheisms@gmail.com or click on the “Contact” tab.

Subject: BDD – registration interface.

Request a user account


To access the database for the first time, register by clicking on *Request an account* and fill in the fields that appear.



The screenshot shows the login and registration interface for the 'Mapping Ancient Polytheisms' database. At the top, the logo 'mΔp' and the title 'MAPPING ANCIENT POLYTHEISMS' are displayed, along with the subtitle 'CULT EPITHETS AS AN INTERFACE BETWEEN RELIGIOUS SYSTEMS AND HUMAN AGENCY'. Below this, the text 'Access the database' is centered. The form includes fields for 'Username' and 'Password', a 'Remember me?' checkbox, and a CAPTCHA section with the text 'I'm not a robot'. A green 'Login' button is positioned below the CAPTCHA. At the bottom of the form, a red arrow points to a blue 'Request an account' button, with a 'Reset password' button to its right. A 'Français' link is located at the very bottom of the form.

Go to the Homepage

Enter your *Username* and *Password*, then complete the **Captcha procedure**. Go to the *Homepage* from which you can access the database dashboard (<https://base-map-polytheisms.huma-num.fr/>).



The screenshot displays the homepage dashboard of the Mapping Ancient Polytheisms database. The top navigation bar includes links for Home, Sources, Testimonies, Elements, Bibliography, Search, and Contact. The main content area shows the user is logged in as Sylvain Lebreton. Key statistics are presented in three boxes: 3,142 Sources, 4,193 Testimonies, and 1,498 Elements. Below these, there is a 'Corpus counting state' section with a plus sign. The dashboard also features several functional blocks: 'Tools' (with sub-links for Network Analysis and Webmapping), 'Bibliography' (with a Display button), 'Publications' (with a Display button), and 'Online Resources' (with a Display button). The top right corner contains user profile and language settings (Français).

From this page you can view, for the three registration levels, *Sources*, *Testimonies*, *Elements*, the number of files saved at any given time. Click on *Sources*, or *Testimonies*, or *Elements* to access the corresponding List.

Click on *Bibliography* to access the List of saved bibliographic references.

Click on *Tools* to access the *Network analysis* or *Webmapping* features, allowing you to work with the saved data.

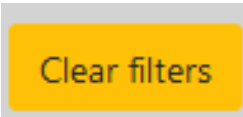
Corpus counting state

From the database homepage, accesses the *Corpus counting state*. This is a list, organised in geographical order, of the counted and saved references in the database. The number that is shown corresponds to the number of sources for which **validation has been completed**. The corpora under study are not counted in this space. The results given in the search interfaces come from this list.

The screenshot shows the homepage of the 'Mapping Ancient Polytheisms' database. The user is logged in as Sylvain Lebreton. The main navigation bar includes Home, Sources (3,131), Testimonies (4,183), Elements (1,490), Bibliography, Search, and Contact. The 'Corpus counting state' section is expanded, showing a search bar and a list of geographical regions with their respective source counts: Cyprus (272), Egypt and Nubia (1), Inland Greece (2), Italic Peninsula (1), and Near East (148). Below this, there are sections for Tools and Bibliography.

Access a List

When you click on *Sources*, *Testimonies* or *Elements*, you will only have access to the data that have been entered from your profile. To view all of the materials in the database, click on the “clear filters” button.



Sources List

The screenshot shows the 'Sources List' page. At the top, there are buttons for 'Create Source', 'Clear filters', and 'Export as CSV file'. Below these are 'Display 10 items per page' and a search bar. The main content is a table with the following columns: ID, Category, Types, Languages, Origin, Dating, Edition, Reference, Created, Edited, Translate in, and Actions. The first row of data is as follows:

ID	Category	Types	Languages	Origin	Dating	Edition	Reference	Created	Edited	Translate in	Actions
ERC MAP Project #2692 (v4)	Epigraphy	Inventory	Greek	Inland Greece	-319 / -318	IG II ²	1471	2020-06-10 19:42:54 SL	2020-06-10 19:42:54 SL	English	<ul style="list-style-type: none"> Testimonies View Edit Delete Clone

The sources list is shown in the form of a table that summarises the saved information (*infra* 1.4): the number of the source in the database or its ID (unique to each source), the category and the type of the source, the language, its geographic origin, meaning the region that it comes from, its dating, the main edition and the reference, the date the file was created and the date it was last modified, a column stating whether it is pending review or translation into one of the database’s two languages (*infra* 1.3) and action

buttons allowing the user to view the testimonies linked to the source, to view its complete file, to edit it, to delete it (only available to Administrators) or to duplicate it (*infra* Annex 1).

Testimonies List

ID	Edition	Reference	Passage	Transliteration	Validation	Created	Edited	Translate in	Actions
ERC MAP Project #3593 (v3) (5*2690)	IG II ²	1461	l. 28-29	Artem[]-[dos Braurónias]	Completed	2020-06-10 16:54:00 SL	2020-06-12 12:14:42 SL	English	Elements View Edit Delete Clone

The testimonies list is shown in the form of a table that summarises the saved information (*infra* 2): the number of the testimony in the database or its ID (unique to each testimony), the main edition and the reference, the passage saved and its transliteration, the validation or status of the file, the date the file was created and the date it was last modified, a column stating whether it is pending review or translation into one of the database's two languages (*infra* 2.2) and action buttons allowing the user to view the elements linked to the testimony, to view its complete file, to edit it, to delete it (only available to Administrators) or to duplicate it (*infra* Annex 1).

Elements List

ID	Absolute form	Nature	Translations	Category	Created	Edited	Translate in	Actions
#1063 (v2)	Εμπύλιος, α. ον	Adjective	At the gate	Limit / Passage Space	2020-03-25 19:56:38 SL	2020-06-04 19:16:10 SL		View Edit Delete
#1062 (v2)	Δωματίτης, Δωματίτις	Substantive / Noun phrase	Of the house	Kinship / Domestic Space	2020-03-25 19:48:31 SL	2020-06-04 19:14:02 SL	English	View Edit Delete

The elements list is shown in the form of a table that summarises the saved information: the number of the element in the database or its ID (unique to each element), the absolute form of the element, its nature, its translations, its invariant category/categories, the date the file was created and the date it was last modified, a column stating whether it is pending review or translation into one of the database's two languages (*infra* 3.1) and action buttons allowing the user to view its complete file, to edit it, to delete it (only available to Administrators).

Bibliography

The screenshot shows the 'Bibliography' section of the Registration Data Interface. At the top, there is a navigation bar with tabs for Home, Sources, Testimonies, Elements, Bibliography (selected), Search, and Contact. Below the navigation bar, a success message states 'SUCCESS Bibliography edited'. The main content area is titled 'Bibliography' and includes buttons for 'Create Bibliographic Record', 'Clear filters', and 'Export as CSV file'. A search bar is located on the right. Below these elements is a table with the following data:

ID	Type	Author	Year	Short Title	Full Title	Usage	Actions
#1409	Bibliographic	Lidzbarski	1915	Joannesbuch	Lidzbarski M., <i>Das Joannesbuch der Mandäer</i> , Giessen, 1915.	0 Sources 0 Elements	View Edit Delete
#1408	Bibliographic	Clermont-Ganneau	1924	Recueil d'Archéologie	Clermont-Ganneau Ch., <i>Recueil d'Archéologie orientale, tome VIII</i> , Paris, 1924.	0 Sources 0 Elements	View Edit Delete

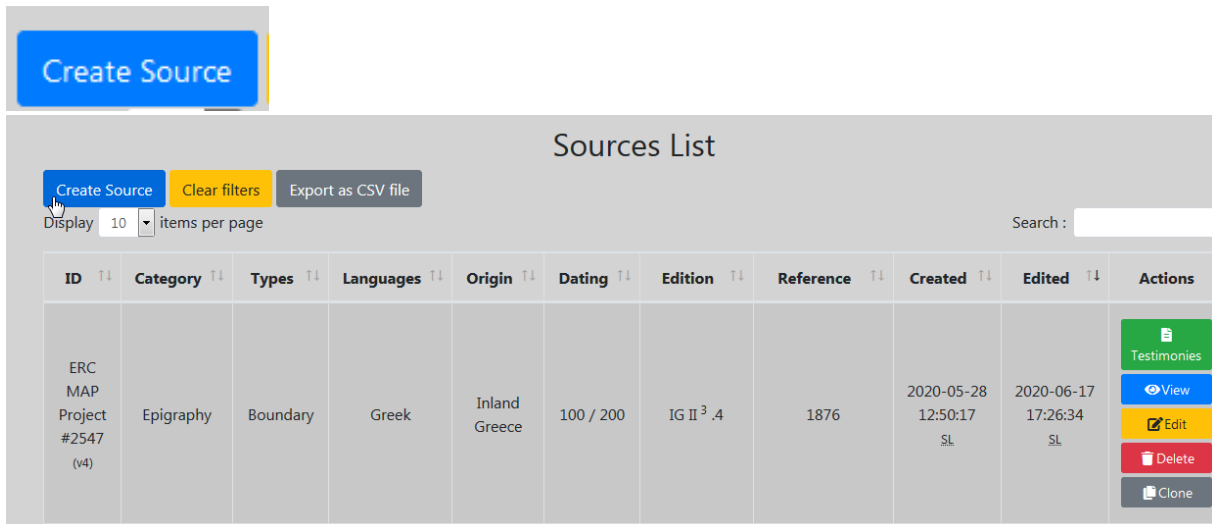
The list of bibliographic references is shown in the form of a table that includes the reference number in the database or ID (unique to each reference), its type and the core details for the reference: author, year of publication, abbreviated title and full title. By means of the *Usage* column, the user can find out the number of files (Source or Element) in which it is used. Action buttons allow the user to view the file, to edit or delete it (only available to Administrators).

1 Source

1.1 Definition

To create a new source, there are two possible choices.

1) from the *Sources List* view, create a New Source and complete it according to the instructions given below.



The screenshot shows the 'Sources List' interface. At the top left, a blue button labeled 'Create Source' is highlighted with a mouse cursor. Below it, there are buttons for 'Clear filters' and 'Export as CSV file'. A dropdown menu shows 'Display 10 items per page' and a search bar is on the right. The table below has columns: ID, Category, Types, Languages, Origin, Dating, Edition, Reference, Created, Edited, and Actions. The first row contains data for 'ERC MAP Project #2547 (v4)'. The 'Actions' column for this row includes buttons for 'Testimonies', 'View', 'Edit', 'Delete', and 'Clone'.

2) from the same List, Clone a source that already exists and carefully check the pre-filled form on display.



This screenshot is identical to the previous one, but the mouse cursor is now pointing at the 'Clone' button in the 'Actions' column of the first row. Below the table, a separate button labeled 'Clone' with a document icon and a mouse cursor is shown in a larger view.

Carefully control the relevance of the cloned information and modify where necessary. Add the testimony which is not cloned (see *infra* **Erreur ! Source du renvoi introuvable.**, and the Annex 1 on the *Cloning* function).

Two texts written on the same medium (same wall, same papyrus, etc.) at two different times are considered as two different sources. Follow, unless otherwise specified, the division of the text adopted in the reference edition (*infra* 1.3).

1.2 Project

Indicate in this field the framework of the project to which the data belongs. This field is mandatory. Scroll through the list.

By default, the data is registered within the framework of the ERC MAP Project. If the project in question does not appear on the list, contact the database administrator: erc-map-bd@univ-tlse2.fr (subject: request creation of a project heading).

1.3 To translate in

The forms are bilingual (FR/EN). This field indicates whether a translation/verification is required. The boxes are checked by default. Uncheck them if you do not require a translation/verification.

E.g.: *French* is checked to indicate that the form:
 is drafted in English, requiring translation into French;
 is drafted in French, requiring a verification.

1.4 Source Information

The main information on the source is recorded in this section.

1.4.1 Category

This field is a list of source categories. It is mandatory. By default, the *Epigraphy* category is selected. Only one choice is possible. To change the category, begin typing the name of the category or scroll down the list.

1.4.2 Types

This field is a list of sub-categories within each source category. It is not mandatory. A maximum of three choices are possible. Begin typing the name of the type or scroll down the list.

The screenshot shows a form titled 'SOURCE INFORMATION'. It has three main sections: 'Source Category' with a dropdown menu set to 'Epigraphy'; 'Source Types' with a text input field containing 'Rescript' and 'let'; and 'Languages' with a dropdown menu set to 'Letter'.

Wherever possible, limit yourself to one type per source. Follow preferably the type indicated in the main edition.

Registering several types for one source is restricted to three specific cases:

- A composite document or “dossier”, *i.e.* one source (edited with one reference) made up of several documents of different types, written or re-written one after the other and linked to each other (such as a decree, an oracle and a rescript).
E.g.: for the inscription of Baetocece (*IGLS VII 4028*), indicate: *Rescript, Letter, Decree*.
- A document that relates as much to one type as it does to another.
E.g.: dedication and building inscription.
- A document whose type is not determined with certainty, but for which several credible hypotheses have been formulated: provide the necessary justifications in the field *Source commentary* (*infra* 1.6).

1.4.3 Languages

This field is a list of ancient languages. It is mandatory. Begin typing the name of the language or scroll down the list.

The screenshot shows the 'SOURCE INFORMATION' form. 'Source Category' is 'Epigraphy'. 'Source Types' is 'Dedication'. 'Languages' is 'Greek' and 'ph'. 'Main Title' is 'Phoenician'.

Several choices are possible for:

- multilingual inscriptions;
- uncertain cases.

For **bilingual (or digraphic) texts, create one single source**, then two testimonies if necessary (*i.e.* if the two passages contain a divine onomastic sequence).

E.g.: *KAI 41 = ICS²* (Phoenician-Greek bilingual dedication Tamassos, 362 BCE).

Testimony 1: Ph., l. 3-4: l' dny l[rš]p | 'lyyt

Testimony 2: Gr., l. 3-5: to-i-ti-o-i | to-i-a-pe-i-lo-ni to-i-e-le-wi-|ta-i

Indicate *Greek* for all texts in the Greek language, whatever the dialect or the writing system (syllabic or alphabetic). If it is not alphabetic (syllabic, for example), specify the writing system in the field *Source commentary* (*infra* 1.6).

In the *Source commentary* (*infra* 1.6) specify as well the dialectal variants of Middle Aramaic, such as Nabataean, Palmyrenean, Hatrean or Aramaic from Qumran **when they differ from the Source location** (*infra* 1.6).

E.g.: a Palmyrenian inscription found at Dura-Europos.

1.4.4 Main Title

This field is not mandatory and must be completed if:

- the source has a known title.
E.g.: the Mesha Stele or the Derveni papyrus.
- the source belongs to the manuscript tradition.
E.g.: Aeschylus, *The Suppliants* or *Etymologicum Magnum*.

Three choices are possible:

- 1. **Check whether the title is already recorded** (this is the default choice, *Existing*). Type the first letters of the title or scroll down the list until you find the corresponding title.

If the title is not already registered:

- 2. Mark *New*, then:
 - o Enter the title of the document in French and in English.
 - o Select the author (**only for the manuscript tradition**) by typing the first letters of their name or by scrolling down the list. If the author is not registered, contact the database administrator: erc-map-bd@univ-tlse2.fr stating in the subject of the message: request creation of an author.

OR

- 3. Mark *None* if the source has no title but if its author is known (e.g., an extract by Alcaeus). Select an author from the list by typing the first letters of his name or by scrolling down the list.

For epigraphic sources without a title (the vast majority of cases), mark *None*.

1.4.5 Material Category and Material

These two fields are lists. They describe the material constitution of the source. They are not mandatory. Register either just the first field or both fields according to the precision of the information available. First, enter the material category of the source by typing the first few letters of the name of the category or by scrolling down the list.

Then, enter the material of the source by typing the first few letters of the name of the material or by scrolling down the list.

E.g.: *Material Category*: "Lithic" -> *Material*: "Limestone".

The screenshot shows a form with four fields:

- Material Category:** A dropdown menu with 'Lithic' selected.
- Material:** A text input field with the placeholder 'Select a value (type text to filter)'.
- Medium Category:** A dropdown menu with 'lim' entered, and a list of suggestions below, with 'Limestone' highlighted in blue.
- Medium:** A text input field with the placeholder 'Select a value (type text to filter)'.

1.4.6 Medium Category and Medium

These fields are lists that describe the source in terms of an object bearing a testimony. They are not mandatory. Register either just the first field or both fields according to the precision of the information available.

First, enter the medium category by typing the first few letters of the category name or by scrolling down the list.

Then, enter the medium by typing the first few letters of the name of the medium or by scrolling down the list.

E.g.: *Medium category:* “Vessels” -> *Medium:* “Plate”.

The screenshot shows a form with three fields:

- Medium Category:** A dropdown menu with 'Vessels' selected.
- Medium:** A dropdown menu with 'Plate' selected.
- Text URL:** A text input field with 'p|' entered.

Do not fill in this field for **numismatic sources**.

1.4.7 Text URL

This field is a text box. It is not mandatory. Copy here, when it exists, the URL link to a digital edition of the source text.

E.g.: the *PHI 7* (<https://epigraphy.packhum.org/allregions>), or a journal article available online that contains the edition of the inscription.

The screenshot shows a single text input field labeled **Text URL** containing the URL: <https://epigraphy.packhum.org/text/3688>

For open access articles: put the link directly to the URL of the article.

For the others: put a link to the URL of the journal or a public and/or Open Access platform, **and not to a commercial site** (Academia, Researchgate, etc.).

1.4.8 Iconography

If the source medium bears an image that concerns either the god(s), the agent(s) or a ritual action, mark this box.

The screenshot shows a form with two fields:

- Iconography ?**: A checkbox that is checked.
- Image URL**: A text input field.

The URL field will open. Copy here, when it exists, the URL link to the site that provides the image.

1.5 Bibliography

This section allows you to indicate the different editions of the source as well as the additional studies used by the author of the form. Register the bibliographic references concerning the document; reference linked to the elements that make up the testimony are registered in the *Bibliography* field on the element form (*infra* 3.5).

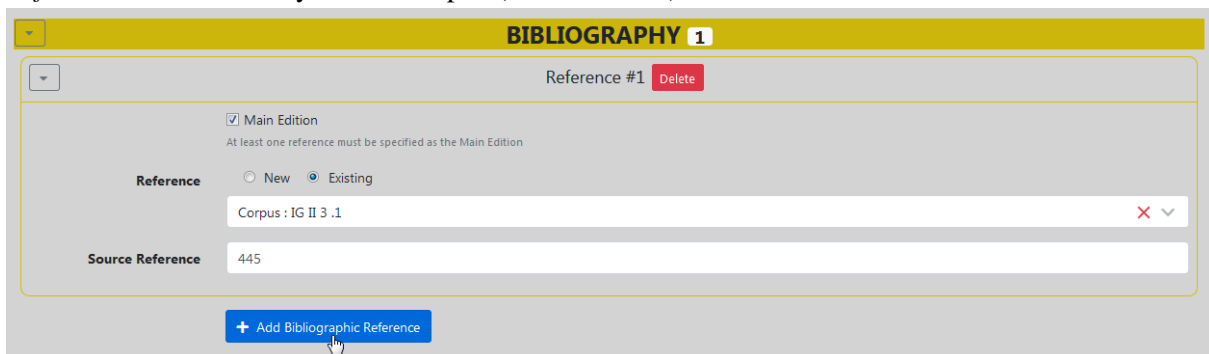
The objective is not to establish a comprehensive lemma:

- prioritise the reference edition and add other editions that are deemed useful (notably corpus and collections);
- where appropriate, add the references to repertories or bulletins (e.g., the *SEG* for Greek epigraphy or the *RÉS* for Semitic epigraphy);
- optionally, provide a selection of studies supplying information missing from the reference edition (e.g. on location, chronology, etc.).

Except in unusual cases, provide **maximum 10 references**.

1.5.1 Reference # 1, 2, 3...

Fill in the fields pertaining to the first reference (Reference # 1). If required, click on *Add Bibliographic Reference*: a second entry field will open (Reference # 2). Fill it in, and so forth.



The screenshot shows the 'BIBLIOGRAPHY 1' interface. At the top, it says 'Reference #1' with a 'Delete' button. Below this, there is a checkbox for 'Main Edition' which is checked, with a note 'At least one reference must be specified as the Main Edition'. Under 'Reference', there are radio buttons for 'New' and 'Existing', with 'Existing' selected. The 'Reference' field contains 'Corpus : IG II 3.1' and the 'Source Reference' field contains '445'. At the bottom, there is a blue button labeled '+ Add Bibliographic Reference'.

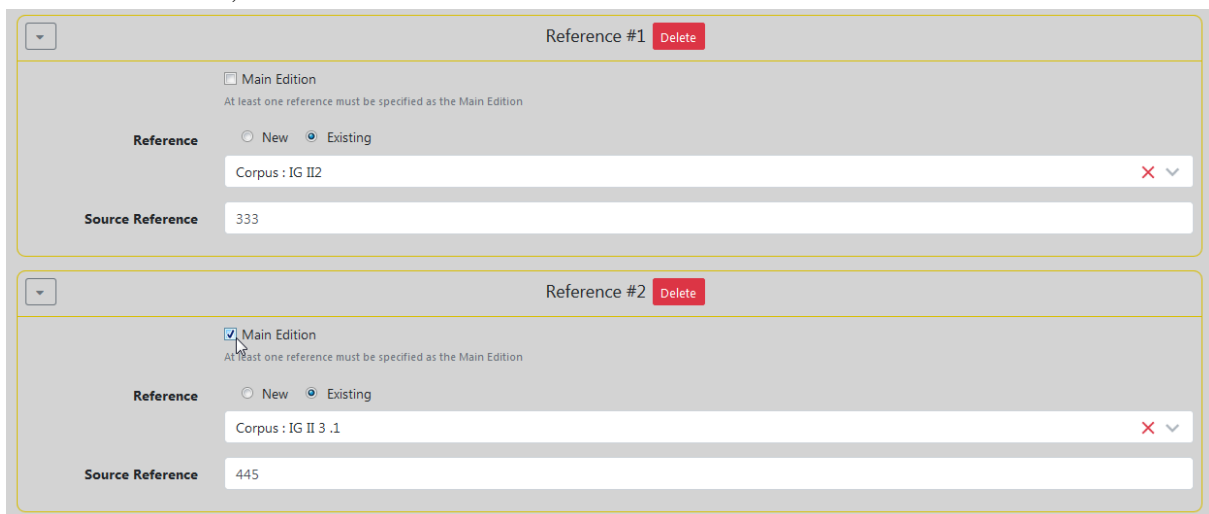
1.5.2 Main Edition

This field allows you to indicate the reference edition (often, but not always, the most recent one). It is the edition used for the text reading, the dating, the provenance and all information linked to the source. If another edition or study is used for the location, the dating, etc., state this:

- in the *Dating Commentary* (*infra* 1.4) for the dating;
- in the *Source Commentary* (*infra* 1.6) for the location and any other information.

One reference must be specified as the *Main edition*.

By default, Reference # 1 is marked as *Main edition*. To mark another reference, for example Reference # 2 as main edition, uncheck Reference # 1 and check Reference # 2.



The screenshot shows two reference forms. The top form is 'Reference #1' with 'Delete' button. The 'Main Edition' checkbox is unchecked. The 'Reference' field contains 'Corpus : IG II2' and the 'Source Reference' field contains '333'. The bottom form is 'Reference #2' with 'Delete' button. The 'Main Edition' checkbox is checked. The 'Reference' field contains 'Corpus : IG II 3.1' and the 'Source Reference' field contains '445'.

1.5.3 Reference

This field allows you to register the bibliographic references (corpus, book, article) relating to the source.

Begin by checking *Existing*. A field will appear: scroll through the list and click on the relevant reference.

The screenshot shows a form titled "Reference #1" with a "Delete" button. Under "Main Edition", there is a note: "At least one reference must be specified as the Main Edition". The "Reference" type is set to "Existing". The "Source Reference" field contains "IG II". A dropdown menu is open, showing a list of references: "Calder III. Maas on IG II2 (1991)", "Lambert. IG II² 1471A (1996)", "Corpus : IG II 3 .1" (highlighted), "Corpus : IG II2", and "Corpus : IG II 3 .4".

If the reference does not appear in the list of registered references, mark *New*: different fields will appear. Fill them in according to the following guidelines:

The screenshot shows the "Reference" type set to "New". There is a "Corpus" checkbox. The "Short Title" field has a rich text editor with "I.Delta" entered. The "Full Title" field has a rich text editor with "Bernand A., Le delta égyptien d'après |" entered. The "Year" and "Author" fields are empty.

1.5.3.1 Corpus

This field allows you to indicate whether the registered reference is a corpus/collection/bulletin/repertory or a “classic” bibliographic reference (book or article). Corpus and bibliographic references **are differentiated by the abbreviation system of the title.**

- The corpus/collection/etc. are registered with a short title.

The screenshot shows the "Reference" type set to "New" with the "Corpus" checkbox checked. The "Short Title" field has a rich text editor with "I.Delta" entered. The "Full Title" field has a rich text editor with "Bernand A., Le delta égyptien d'après |" entered. The "Year" and "Author" fields are empty.

A list of full and short titles of the main epigraphic corpus is pre-registered. To enter other references, fill in the two fields: short title, full title. Follow the abbreviations system in use : for Greek epigraphy, use the *GrEpiAbbr* list: <https://aiegl.org/grepiabbr.html>).

- The other bibliographic references are registered with Author, Title (date). Fill in the four fields: short title, full title, author, date.

Corpus

Short Title B I U ☉ x₂ x² IFAO t ş š ś ' ' h

Polythéisme en transformation

Full Title B I U ☉ x₂ x² IFAO t ş š ś ' ' h

Brulé P., Le polythéisme en transformation : les listes de dieux dans les serments internationaux en Grèce antique (V^e-II^e siècles), in N. Belayche *et al.* (ed.), *Nommer les Dieux : théonymes, épithètes, épicleses dans l'Antiquité* (Recherches sur les rhétoriques religieuses 5), Turnhout, 2005, 143-173.

Year

Author

1.5.3.2 General Guidelines

Indicate the initial of the first name, more than one letter if necessary.

No quotation marks for the titles of articles.

Use italics for full titles of books and journals; no italics for the short title.

Indicate the place of publication in the language of the book.

1.5.3.3 Bibliographic references: full references

- Monography/book:

Surname N., *Title* (Collection No.), Place, date

E.g.: Paul S., *Cultes et sanctuaires de l'île de Cos* (Kernos Supplément 28), Liège, 2013.

E.g.: Pirenne-Delforge V., Pironti G., *L'Héra de Zeus: Ennemie intime, épouse définitive*, Paris, 2016.

- Article/contribution in a collective book:

Surname N., Title of the article, in N. Surname, N. Surname (ed.), *Title of the collective book*, Place, date, xx-xx.

When there are more than two editors, use *et al.* after the name of the first editor.

Indicate the editors and directors by (ed.) (without accent, even in French).

E.g.: Brulé P., Le polythéisme en transformation: les listes de dieux dans les serments internationaux en Grèce antique (V^e-II^e siècles), in N. Belayche *et al.* (ed.), *Nommer les Dieux: théonymes, épithètes, épicleses dans l'Antiquité* (Recherches sur les rhétoriques religieuses 5), Turnhout, 2005, 143-173.

- Journal article:

Surname N., Title of article, *Short title of the journal* no., date, xx-xx.

E.g.: Parker R., The Problem of the Greek Cult Epithet, *OAth* 28, 2003, 173-183.

E.g.: Robertson N., Poseidon's Festival at the Winter Solstice, *CQ* 34.1, 1984, 1-16.

Use the journal abbreviations from [l'Année Philologique](#), the [German Archaeological Institute](#) or the [Institut Français d'Archéologie Orientale](#). Give the full title if an abbreviation does not exist.

1.5.3.4 Bibliographic references: short references

The recorded data automatically generate by concatenation a short reference.

<i>Id_biblio</i> (auto.)	<i>Short title</i>	<i>Full title</i>	<i>Year</i>	<i>Author</i>
1	Cult Epithet	Parker R., The Problem of the Greek Cult Epithet, <i>OAth</i> 28, 2003, 173-183	2003	Parker

That automatically results in: Parker, Cult Epithet (2003).

For the *Short Title*, select up to 5 words.

Surname, Short title (date).

E.g.: Paul, Cultes et sanctuaires de Cos (2013).

Brulé, Polythéisme en transformation (2005).

Parker, Cult Epithet (2003).

- In case of two authors:

Surname & Surname, Short title (date).

E.g.: Pirenne-Delforge & Pironti, Héra (2016).

- In case of more than two authors:

Surname et al., Short title (date).

E.g.: Belayche et al., Nommer les dieux (2005).

1.5.3.5 Source reference

Indicate here the pages and/or reference numbers corresponding to the source.

- Without "p." or "n" for the corpus:

<i>Reference (short)</i>	<i>Source reference</i>
IG II ³ 1	416
I.Eleusis	300
Agora XVIII	V626
KAI	42

- Register repertories, bulletins, tools like *BE*, *RÉS*, *SEG*, etc. under the category *Corpus* in the following way:

<i>Reference (short)</i>	<i>Source reference</i>
AE	1989, 684
BE	1977, 335
EBGR	1998, 120
RÉS	1237
SEG	21, 541

- For sources taken from books or articles, give the pages and the numbers like this:
- p. 56-57, n°3;
- if the whole article/book corresponds to the source edition, let the field empty.

<i>Reference</i> (short)	<i>Source Reference</i>
Rolley, Dieux Patrôoi (1965)	p. 441-442, n°1
Bricault, Notes d'épigraphie (1999)	p. 188
Lambert, Calendar of Athens (2002)	

If a source is mentioned several times in the same bibliographic reference, register it as one reference:

<i>Reference</i> (short)	<i>Source Reference</i>
SEG	16, 51; 54, 296
IG II ²	2925 + 2927

1.6 Datation

1.6.1 Is Dated?

This field allows you to distinguish the dated sources from those that are not dated.

- If the source is not dated, do not check the *Is dated?* box, and go to the next section.
- If the source is dated, check the box.

If the author of the form wants to propose his/her own dating, independently from the reference edition, **justify it in the *Commentary***.

E.g.: for a non-dated inscription from Carthage, which is certainly neither Archaic nor Neo-Punic, propose, for example: *post quem*: -400 / *ante quem*: -100 and add in the *Commentary* “neither Archaic nor Neo-Punic”.

1.6.2 *Post quem* and *Ante quem*

The dating is recorded in the form of numerical data (neither month nor day), by means of a *terminus post quem* and a *terminus ante quem*.

If the source edition provides a dating that is already formulated in this way, incorporate it as such. If not (more frequent), transpose the dating as it is given in the edition (“2nd quarter of the 4th century BCE”, “*post* 212 CE”, “imperial Roman era”, etc.) in numbers, preceded by a dash “-” for BCE dates.

For any detail regarding the day and month, use the *Commentary*.

SOURCE DATING
PRECISION: 1

Is Dated ?

Post Quem

Ante Quem

Commentary (FR)

B I U | x₂ x* | IFAO | t s § \$ ' ' h

"au mois de mp' inférieur, la 41e année du règne" (= de Massinissa)

Commentary (EN)

B I U | x₂ x* | IFAO | t s § \$ ' ' h

"in the month of mp' inferior, the 41st year of the reign" (= of Massinissa)

For a year dating like 197 BCE, the *terminus ante quem* is identical to the *terminus post quem*.

For a dating like 427/426 BCE, insert -427 and -426 in the two fields.

The (halves and quarters of) a century are transcribed with the *termini* ending with 0 (not 1) and 5 (not 6), except for the 1st centuries, since there is no year 0 (-100 / -1 and 1 /100). The same is true for datings that cover two centuries (or more).

Dates given in the following way: “beginning/middle/end of the 4th century”, are transcribed using chronological intervals of 25 or 50 years, as follows:

- “beginning of the 4th c. BCE”: -400 / -375 (in the same way as “1st quarter of the 4th c. BCE”)
- “end of the 4th c. BCE”: -325 / -300 (in the same way as “last quarter of the 4th c. BCE”)
- “middle of the 4th c. BCE”: -375 / -325.

One third of a century is transcribed by an interval of 30 years, as follows:

- “first third of the 5th c. BCE”: -500 / -470
- “last third of the 4th c. BCE”: -330 / -300.

For dating of the following type:

- “circa”, count 25 years before, 25 years after;
- “soon before/after”, count 25 years before, 25 years after.

E.g.: “ca. 350” is transcribed as: -375 / -325 (in the same way as “middle of the 4th c. BCE”).

“Soon after 400” is transcribed as: - 400 / -375 (in the same way as “beginning of the 4th c. BCE” or “1st quarter of the 4th c. BCE”).

- “not before/after”: when there is no upper or lower chronological marker, treat on a case-by-case basis, according to the information available (contexts, envisaged period, etc.); if no indication is provided, start with the *terminus* of the dating and add one century.

E.g.: “not before 53 CE”: 53 / 153.

For dates given in the form of a period: “(lower) Hellenistic era”, “Imperial Age (Roman)”, etc., adopt the usual chronological framework and adjust it (according to regions, types of texts) on a case-by-case basis.

Some examples:

Dating given by the edition	<i>Terminus post quem</i>	<i>Terminus ante quem</i>
197 BCE	-197	-197
427/426 BCE	-427	-426
Reign of Trajan (98-117)	98	117
First quarter of the 7th century BCE	-700	-675
Second half of the 1st century CE	50	100
Last third of the 4th century BCE	-330	-300
3rd c. BCE	-300	-200
1st c. BCE	-100	-1
1st c. CE	1	100
3rd c. or beginning of 2nd c. BCE	-300	-175
end of 2nd c. – 3rd c. CE	175	300
<i>Ca</i> 200 CE	175	225
Middle of the 5th c. BCE	-475	-425
Soon after 260 BCE	-260	-235
1st-3rd c. CE	1	300

1.6.3 About problematic dating

If the selected dating is not that of the main edition, mention the bibliographic reference in the *Commentary*.

E.g.: for the inscription *I.Rhod.Per. 6 = I.Pér.rhod. 200*, whose dating is debated between the 4th and 3rd c. and *ca* 150-50:

- **Option 1:** I follow Bresson, *I.Pér.rhod. (ca 150-50)* and not Blümel, *I.Rhod.Per. (4th and 3rd c.)*. I register:
 - o *Post quem:* -150
 - o *Ante quem:* -50
 - o *Commentary:* for the dating, Bresson, *I.Pérée rhod. Contra Blümel, I.Rhodische Peraia: 4th-3rd c.*
- **Option 2:** I do not choose and I register as follows:
 - o *Post quem:* -400
 - o *Ante quem:* -50
 - o *Commentary:* Blümel, *I.Rhodische Peraia* dates this inscription from the 4th-3rd c., Bresson, *I.Pérée rhod.*, between *ca* 150 and *ca* 50.

1.6.4 Precision

This field allows you to evaluate the precision of the source dating. The evaluation is given in the form of a coefficient, ranging from more precise (1) to less precise (5). **The calculation is done automatically** according to the dating registered by the author of the form, e.g.: the interval between *post quem* and *ante quem*:

Dating	Coeff.
High precision, from the year to 5 years ($D \leq 5$)	1
Precision up to the half-century (inclusive) ($6 \leq D \leq 51$)	2
Precision of over a half-century to a century (inclusive) ($52 \leq D \leq 101$)	3

Precision of over a century, up to 200 years (inclusive) ($102 \leq D \leq 201$)	4
Dating over two centuries $D \geq 202$	5

1.6.5 Commentary (FR / EN)

This field is a non-mandatory double free text box, in French and in English. It should be filled in in order to:

- justify the registered dating by indicating the criteria used by the editor of the text (palaeography, context, prosopography, etc.);
- justify the dating when it differs from that of the main edition;
- specify, if they are known, the month and day of the dating.

If the commentary is not translated into one of the two languages, or if proofreading is necessary, leave the *Translate in French/English* box checked. Otherwise, uncheck the *To translate* boxes.

For all bibliographic references:

- quote bibliographic references mentioned in the *Source Bibliography* section (*supra* 1.3) as follows: Name of author (date) / (Name of the author date), or Name of the editor (Short title of the corpus) / (Name of the editor, Short title of the corpus).
- E.g.: For this dating, cf. Yon (IGLS).
- **register** any other reference which is not mentioned in the *Source Bibliography* section (*supra* 1.3) **in the Bibliography form** (*infra* 4; after checking that they are not already registered there) and quote them as follows: Author, Short title (date).

E.g.: On this point, see Bonnet, Enfants de Cadmos (2015), p. xxx-xxx.

1.7 Location

1.7.1 General registration guidelines

- Epigraphy, glyptic and papyrology: indicate the location used in the main edition.
- Manuscript tradition: mark *Irrelevant* in the *Region* field.
- Numismatic sources:
 - o do not register any discovery location, but only the **issue location**, since in the database, only types are listed, not specimens;
 - o choose *Irrelevant* in the *Region* field of the discovery location;
 - o indicate the issue location, with its different scales (as far as possible), in the field *Original location*.

1.7.2 Precision

This field allows you to evaluate the precision of the source location. The evaluation is given in the form of a coefficient, ranging from more precise (1) to less precise (4). **The calculation is done automatically** according to the accuracy scales, as follows:

if the author of the form has registered to the scale... (inclusive)	the coefficient will be...
Site	1
Town	2
Sub-region	3
Region	4

The political entity is not considered in this precision evaluation.

1.7.3 Discovery Location

Discovery Location New Existing

First, check the *Existing* box and begin typing the first few letters of the place or scroll down the list, then select the desired location. **Try several written forms for the location name before creating a new one** (where several modern written forms are possible).

Undetermined New Existing

Select a value (type text to filter) ^

antioch 🔍

- Asia Minor > Caria > Antiochia ad Maeandrum(#638748) [#6061] 👤
- Asia Minor > Cilicia > Adana/Antiochia ad Sarum(#648548) [#18882]
- Asia Minor > Cilicia > Tarsus/Antiochia ad Cydnum(#648789) [#7034]
- Near East > Syria > Antiochia/Theopolis(#658381) [#26991]
- Near East > Syria > Edessa / Antiochia ad Callirhoem(#658457) > Kirk Magara [#17746]

If the location does not appear on the list, check the *New* box, which will open up a whole new section of fields to be filled in by the user.

SOURCE LOCATION PRECISION: 1 [? HELP](#)

Discovery Location New Existing Real ?

Political Entity Select a value (type text to filter) ▼

Region Aegean Islands ▼

Sub-region Select a value (type text to filter) ▼

[Regional data webmapping help](#)

Pleiades Number (Place) 🔍 Search on Pleiades ✖ Clear 👁 View on Pleiades

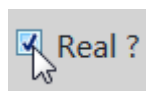
Enter the ID of a Pleiades entry and click the "Search" button to search on Pleiades. If a result is found, relevant fields will be populated according to its data and locked. Click the "Clear" button to erase the data, or the "View" button to open Pleiades with the given ID.

Name (Place) 🔍 Search Database

Enter a City name and/or a Pleiades number, then click the "Search database" button to search the database. If a single result is found, relevant fields will be populated according to its data

1.7.3.1 Real?

Real is checked by default. Uncheck in particular cases where the place is imaginary or ideal (Atlantis, Underworld...).



If the place is real, proceed as follows.

1.7.3.2 Political Entity

This field is not mandatory. Register here, only for the Greek *poleis*, the city on the territory of which the discovery location of the source is located *on its date of production*. Choose from the closed list,

taken from the inventory established by Hansen & Nielsen, *IACP* (2004): begin typing the name of the city or scroll down the list. If the city does not appear on the list, do not record anything.

For the **demes of a city** (e.g.: Athens), register **the name of the city as *Political entity*** (“Athenai” (Athenaios) (IACP: 361)) and **the demes to the scale *Place***.

For homonymous cities, verify the inventory number in the Hansen & Nielsen volume.

E.g.: in order to register an inscription found in Thebes at Boeotia (e.g. *SEG* 15.328), the list of political entities included in the database contains three different Thebai:

- Thebai (Thebaios) (IACP 444)
- Thebai (Thebaios) (IACP 869)
- Thebai (Thebaios) (IACP 221).

In the example, this is Thebai (Thebaios) (IACP 221); the other two are Thebes at Phthiotis (IACP 444) and Thebes-on-the-Mykale, in Ionia (IACP 869).

The screenshot shows a form with the following fields and options:

- Location:** Radio buttons for None, New (selected), and Existing.
- Real ?
- Political Entity:** A dropdown menu with the text "Select a value (type text to filter)".
- Region:** A search box containing the text "thebai".
- Sub-region:** A list of three items: "Thebai (Thebaios) (IACP: 444)", "Thebai (Thebaios) (IACP: 869)", and "Thebai (Thebaios) (IACP: 221)". The third item is highlighted in blue.

1.7.3.3 Region

This is **the only mandatory field**. If the discovery location cannot be attributed to any region, select *Undetermined*. Begin typing the name of the region or scroll down the list.

The screenshot shows a form with the following fields and options:

- Location:** Radio buttons for None, New (selected), and Existing.
- Real ?
- Political Entity:** A dropdown menu with the text "Select a value (type text to filter)".
- Region:** A search box containing the text "Aegean Islands".
- Sub-region:** A list of items: "Aegean Islands" (checked), "Asia Minor" (highlighted in blue), "Balkan and Danube region", "Black Sea", "British Isles", "Central Asia", and "Corsica and Sardinia".
- Pleiades Number (Place):** A field that is currently empty.
- Name (Place):** A field that is currently empty.

1.7.3.4 Sub-region

The *Sub-regions* are divisions of the *Regions*.

Begin typing the name of the sub-region or scroll down the list.

The screenshot shows a registration form with the following fields and values:

- Region:** Near East
- Sub-region:** Select a value (type text to filter)
- Pleiades Number (Place):** (Empty)
- Name (Place):** (Empty)
- Latitude:** (Empty)

The dropdown menu for Sub-region is open, showing a list of options: Arabia, Arabia Petraia, Assyria, Elam, **Judaea** (highlighted), Mesopotamia, and Syria.

1.7.3.5 Place

Register here the name of the ancient place (or modern, failing this; optionally both separated by /) where the source was discovered – or in the surroundings of which the place of discovery is located. Places georeferenced as towns, villages, but also rural sites and localities, are considered *Places*.

E.g.: the sanctuary of Hosn Suleiman/Baetocece in Syria, which is georeferenced as a place in Pleiades, will be treated as a place.

However, the archaeological sites of a town must be registered in the field *Site*.

E.g.: Place = Athens -> Sites = Kerameikos, Acropolis...

E.g.: Place = Tyre -> Site: Al Bass.

Verify whether the place is already registered in the database: enter the name of the place and click on *Search in the Database*.

Try several spellings for the place name before creating a new one (when several modern spellings are possible).

The screenshot shows the search section of the registration form:

- Pleiades Number (Place):** (Empty)
- Name (Place):** tyr
- Latitude:** (Empty)
- Longitude:** (Empty)

Buttons: Search on Pleiades, Clear, View on Pleiades, Search Database.

Text below Name (Place): Enter the ID of a Pleiades entry and click the "Search" button to search on Pleiades. If a result is found, relevant fields will be populated according to its data and locked. Click the "Clear" button to erase the data, or the "View" button to open Pleiades with the given ID.

Text below Search Database: If a single result is found, relevant fields will be populated according to its data.

If the place is already registered in the database, the fields *Region*, *Sub-region*, *Pleiades Number (Place)*, *Name (Place)* and the georeferencing coordinates (*Latitude* and *Longitude*) are automatically registered. Otherwise, enter the place manually and adopt a usual name for the place, by default in English.

Only the *Place* scale is subject to georeferencing. As far as possible, transfer the data from the Pleiades site. Click on the *View on Pleiades* button to access the site, search for the page of the place. Copy its Pleiades ID and paste it in the *Pleiades Number (Place)* field. Then **click on the Search on Pleiades button** and the data will be automatically registered (place name and georeferencing coordinates).

Pleiades Number (Place) [Search on Pleiades](#) [Clear](#) [View on Pleiades](#)

Enter the ID of a Pleiades entry and click the "Search" button to search on Pleiades. If a result is found, relevant fields will be populated according to its data and locked. Click the "Clear" button to erase the data, or the "View" button to open Pleiades with the given ID.

Search

[Search](#)

LiveSearch ↓

- [Tyr\(take\)](#)
An ancient place, cited:
BATlas 87 K2 Tyr(take)
- [Tyrus/Col. Septimia Severa](#)
The ancient city of Tyrus/Col. Septimia Severa (modern es-Sur on the coast of Lebanon). A UNESCO World Heritage Site, in part because of its "important archaeological remains, mainly from Roman times."
- [Tyr\(i\)aion?](#)
An ancient place, cited:
BATlas 62 G5 Tyr(i)aion?
- [Tyrrenum/Inferum Mare](#)

You are here: [Home](#) → [Ancient Places](#) → [Tyrus/Col. Septimia Severa](#)

Tyrus/Col. Septimia Severa

a Pleiades place resource

Creators: E.M. Meyers, J.P. Brown
Contributors: Brady Kiesling, Sean Gillies, Johan Ahlfeldt, Jeffrey Becker, W. Röllig, Tom Elliott, H. Kopp, DARMC, R. Talbert, B. Siewert-Mayer, Francis Deblauwe, Eric Kansa
Copyright © The Creators. Sharing and remixing permitted under terms of the Creative Commons Attribution 3.0 License (cc-by).
Last modified Apr 07, 2020 07:05 PM — [History](#)

tags: dare:ancient=1, dare:major=1, dare:feature=major settlement, UWHS

The ancient city of **Tyre** (modern es-Sur on the coast of Lebanon). A UNESCO World Heritage Site, in part because of its "important archaeological remains, mainly from Roman times."

Canonical URI for this page:

<https://pleiades.stoa.org/places/678437>

Representative Point (Latitude, Longitude):

33.2698475, 35.2038435

Locations:

- DARMC location 6402 (550 BC - AD 640)
- DARE Location (550 BC - AD 640)



Pleiades Number (Place) [Search on Pleiades](#) [Clear](#) [View on Pleiades](#)

Enter the ID of a Pleiades entry and click the "Search" button to search on Pleiades. If a result is found, relevant fields will be populated according to its data and locked. Click the "Clear" button to erase the data, or the "View" button to open Pleiades with the given ID.

Pleiades Number (Place) [Search on Pleiades](#) [Clear](#) [View on Pleiades](#)

Enter the ID of a Pleiades entry and click the "Search" button to search on Pleiades. If a result is found, relevant fields will be populated according to its data and locked. Click the "Clear" button to erase the data, or the "View" button to open Pleiades with the given ID.

Name (Place) [Search Database](#)

Enter a City name and/or a Pleiades number, then click the "Search database" button to search the database. If a single result is found, relevant fields will be populated according to its data

Latitude

Longitude

If the place is not included in Pleiades, register the modern name and its GPS coordinates using Google Maps: <https://www.gps-coordinates.net>, according to the model adopted by Pleiades, with **multiple decimals**: enter the latitude and the longitude in the separate fields.

E.g.: Ur

Latitude: 30.963056

Longitude: 46.103056.

If necessary, transcribe the modern toponym in transliteration, without using special characters: use the following corresponding table for Semitic toponyms:

- waw in vowel position = u; e.g.: Umm el Amed;
- shin = sh;
- neither ‘ayin nor ’aleph; e.g.: Baal, and not Ba‘al;
- the fricative “p” = ph; e.g.: Aphqa;
- no diacritical mark for emphatics;
- no accent to show a long or short vowel.

1.7.3.6 Site

The divisions of the *Places* are considered *Sites*. E.g.: necropolis, agorae, quarters, sanctuaries...

Indicate the site where the document was discovered. If it is registered by the Pleiades site, proceed as with the place. For the site, register only the Pleiades ID and the name, without the georeferencing coordinates. Otherwise, enter its usual name manually (by default, in English).

Never register a *Site* without a *Place*.

Name (Place)	<input type="text" value="Athenae"/>	<input type="button" value="Search Database"/>
<small>Enter a City name and/or a Pleiades number, then click the "Search database" button to search the database. If a single result is found, relevant fields will be populated according to its data</small>		
Latitude	<input type="text" value="37.9751765"/>	
Longitude	<input type="text" value="23.7263452"/>	
Pleiades Number (Site)	<input type="text" value="638356144"/>	<input type="button" value="Search on Pleiades"/> <input type="button" value="Clear"/> <input type="button" value="View on Pleiades"/>
<small>Enter the ID of a Pleiades entry and click the "Search" button to search on Pleiades. If a result is found, relevant fields will be populated according to its data and locked. Click the "Clear" button to erase the data, or the "View" button to open Pleiades with the given ID.</small>		
Name (Site)	<input type="text" value="Acropolis of Athens"/>	

1.7.3.7 Topographies and Functions

- Topographies: register the notable topographic characteristics of the place and/or site.
- Functions: register the notable functional characteristics of the place and/or site.

These fields are drop-down lists. They are not mandatory. Several choices are possible.

Select the relevant qualification(s) from the list.

E.g.: for an inscription discovered at the *sanctuary* of Zeus on *Mount Hymettus* [Langdon, *Sanctuary Zeus Hymettos* (1976), p. 13-15, no. 2], choose:

- *Topographies*: “Heights (Mountain / Hill / Rock)”.
- *Functions*: “Cult”.

E.g.: for an inscription discovered at the *sanctuary* of Eshmun at the *Ydlal spring* [KAI 15-16], choose:

- *Topographies*: “Spring”.
- *Functions*: “Cult”.

Topographies	
Functions	Cave
	Desert
Commentary (FR)	Heights (Mountain / Hill / Rock)
	Island
	Isthmus
	Lake
	Mouth

Functions	
Commentary (FR)	Associative
	Crafts / Trade
	Cult
	Extraction
	Fishing / Hunting
	Funeral
Commentary (EN)	Health
	Household

1.7.4 Same original location?

Check the box *Same location* if the original location is **strictly identical** (from the Region to the *Site*) to the discovery location: the data recorded will be cloned.

SOURCE LOCATION PRECISION: 1 [? HELP](#)

Discovery Location New Existing

Near East > Syria > Palmyra(#668331) > Temple of Bel [#3266] ✕

Topographies	Desert, Oasis, Steppe
Functions	Administration, Cult
Coordinates	<input type="text" value="34.5513958, 38.2667172"/>
Real ?	Yes

Same Original Location ?

In other cases, do not check this box. Register the data pertaining to the original location. Proceed as for the *Discovery Location*.

1.7.4.1 Problematic locations

If a consensus is lacking, register the location given by the main edition or another location by including the associated bibliographic reference in the *Commentary*.

E.g.: The inscription of *I.Salamine*, p. 23 either comes from Salamis or from Kition.

- **Option 1:** prioritise Mitford, Ptolemy Macron (1957) (sanctuary of the Larnaca Salt Lake):

Region: "Cyprus".

Place: "Kition".

Site: "Sanctuary of the Larnaca Salt Lake".

Indicate in the general *Source Commentary* (1.6): “Origin ensured according to Mitford, Ptolemy Macron (1957), p. 164, no. 4. Other studies do not exclude the possibility that the stone may come from Salamis.”

- **Option 2:** do not choose between Salamis and Kition, and register:

Region: “Cyprus”.

Place: /

Site: /

Indicate in the general *Source Commentary* (1.6): “The provenance of the stone (now lost) is uncertain: Salamis or the sanctuary of the Larnaca Salt Lake (Kition)? See Pouilloux *et al.*, *I.Salamine*, p. 23, n 2, for details on the discussion and the associated references”.

1.7.5 Commentary (FR / EN)

This is a non-mandatory double free text box (in French and in English). It is used to provide details on a place **as such**, regardless of any connection with the source being recorded.

E.g. 1: While creating the Place “Aixone”, Site “temple of Hebe in Aixone”: use this field to indicate that the exact location of the temple is unknown.

E.g. 2: To justify why the source *CGRN 52* is located in the temple of Hebe in Aixone, use on the contrary the general *Source commentary* (1.6).

E.g. 3: To justify why the registered location is different from that of the main edition, use on the contrary the general *Source commentary* (1.6).

If it is **not possible** to translate into one of the two languages, or if a comment requires proofreading, **leave the checks** in the box(es) *Translate in French/English*, at the top of the form.

For all bibliographic references, **register it** in the *Bibliography* form (*infra* 4) after checking that it is not already registered, and quote it as follows: Author, Short title (date).

E.g.: On this place, see Bonnet, Enfants de Cadmos (2015), p. xxx-xxx.

1.8 Commentary (FR / EN)

This is a non-mandatory double free text box (in French and in English). It is not mandatory.

Register any additional information **regarding the source** (except for dating): medium, dimensions, palaeography, iconography. Limit yourself to what is noteworthy and useful.

Explain and justify your choices in terms of the location of the source: relevant criteria and biography, possible divergence from the main edition.

For numismatic sources, give the information regarding the category/weight of the coins (tetradrachm, stater...), if they are deemed useful.

Commentaire (EN)

B I U ☒ | x, x' | IFAO | t s § § ' ' h

Fragment of vessel, found in a votive dump.
 Sinistroverse graffito.
 See Parker, Athenian Religion (1996), p. 29-33; Henrichs, Writing Religio

If it is **not possible** to translate into one of the two languages, or if a commentary requires proofreading, **leave the *Translate in French/English* boxes checked**. If the comments do not require proofreading in either language, uncheck the *Translate in* boxes.

For all bibliographic references:

- quote bibliographic references mentioned in the *Source Bibliography* section (*supra* 1.3) as follows: Name of author (date) / (Name of the author date), or Name of the editor (Short title of the corpus) / (Name of the editor, Short title of the corpus).
- E.g.: For this dating, cf. Yon (IGLS).
- **register** any other reference which is not mentioned in the *Source Bibliography* section (*supra* 1.3) **in the Bibliography form** (*infra* 4; after checking that they are not already registered there) and quote them as follows: Author, Short title (date).
E.g.: On this point, see Bonnet, Enfants de Cadmos (2015), p. xxx-xxx.

1.9 Testimonies

This section allows you to record, from the source, the testimony or testimonies that it contains. Add as many as necessary. The detailed data regarding the testimonies will be recorded in a second stage, using the *Testimonies* tab.

Single divine names

Do not register divine names mentioned alone (Zeus, Nemesis, Eshmun, El, etc.), except the following cases:

- the single element is an epithet or a substantivised participle, like Hypsistos, Ourania, Addir...;
- the single divine name is part of a sequence that implies other divine entities with one or several onomastic elements, like “Astarte and Melqart Baal of Tyr” or “Zeus Patrôios and Apollo”;
- two divine names are juxtaposed and refer to one single divine power, like “Zeus Dionysus”, “Artemis Ilythia” or “Eshmun Melqart”.

Identical onomastic sequences in one source

Register them as two separate testimonies.

E.g.: *CGRN 57*, l. 24-27 mentions *Hagne Theos* twice, in line 24 (“For the priestess of *Hagne Theos* as priestly emoluments”) and line 27 (“To the priest of *Hagne Theos*, the same as for the priestess”).

Create two identical testimonies, one for line 24 and another for line 27

Multilingual testimonies

For a multilingual testimony using a language that is neither Greek nor Western-Semitic (Latin, Demotic...), register the testimony in that language, but **do not analyse its elements** (*infra* 2.9).

E.g.: *IGUR 195* (Rome, end of the 2nd c. CE):

Side A
Silvano | custodi | Papirii

Side B
Σιλβανῶι | φύλακι | Παπείριοι

Register two testimonies: A, l. 1-2 (Latin) and B, l. 1-2 (Greek).

- *Extract with restitution:* « Silvano custodi ».
Transliteration: /
- *Extract with restitution:* « Σιλβανῶι φύλακι ».
Transliteration: « Silbanōi phulaki ».

Analyse only the elements Σιλβανῶι and φύλακι (*infra* 2.9).

E.g.: KAI 309

Akkadian
DIŠ ʿIŠKUR

Aramaic
qdm hdd skn

Register two testimonies: Akk., l. 1 and Ar, l. 1.

- *Extract with restitution:* « ʿIŠKUR ».
Transliteration: /
- *Extract with restitution:* « hdd skn ».
Transliteration: /

Analyse only the elements *hdd* and *skn* (*infra* 2.9).

Titles of sovereigns

Omit the titles of sovereigns, emperors and other historical figures (such as benefactors, for example). Register only the divine beings included in the titles, included divinised political entities (Polis, Dêmos, Rhôdos, Rhômê, etc.).

E.g.:

- **omit** the testimony [βα]σιλέα Πτολεμαῖον Πτ[ολεμαίου] καὶ Ἀρσινόης θεῶν Φιλοπ[ατόρων] (*I.Salamine* 65), because the group θεῶν Φιλοπατόρων is part of the title of Ptolemy IV and Arsinoe III.
- **register**, in the title Δομετιανο[ῦ Σ]εβαστοῦ Γερμανι[κο]ῦ Διὸς Ἐλευθερίου (*IG II²* 1996), the testimony Διὸς Ἐλευθερίου which relates to Zeus as the “equivalent” of the emperor. Domitian is recorded as an *Agent* “associated” with the god (*infra* 2.5).
- register, in *I.Kition* 2009, l. 1-4: Χαίσι[αρι θεῶι], | Διὶ Κεραυνίωι, | Ἀφροδίτῃ, Πόλει, | Δήμωι, Ὀμονοίαι, the divinised entities Πόλει, Δήμωι, but not the syntagma Χαίσι[αρι θεῶι] because it refers to a divinised sovereign.

Heroes and deceased

Register testimonies including heroes and deceased when involved in a ritual act or as acting superhuman powers, following the same rules as with theonyms.

E.g.: CGRN 57 (Aixone), l. 31-32:

Ἀρχηγέτο ἱερεῖ καὶ τῶν ἄλλων ἡρώων ἱερεώσυνα

Register the testimony *Archêgeto ... kai tôn allôn hêrôôn*.

Analyse the syntagma *tôn allôn hêrôôn* as an onomastic sequence made up of two elements: *allos, hêrôs*;

Analyse *Archêgeto* as an element coordinated with the syntagma *tôn allôn hêrôôn*.

E.g.: *I.Kourion* 127, l. 1-4, *katadesmos* from Amathus (Audollent, *Defixionum Tabellae* 22):

[Δέμονες] οἱ κατὰ γῆν κὲ δέμονες οἵ[τινες]
[έσ]τε κὲ πατέρες πατέρων κὲ μητέρε[ς ἀντι-]
[ενί]ριοι οἵτινες ἐνθάδε κῖσθε κὲ οἵτινες ἐ[νθάδε]
[κ]άθεστε

“Demons who are under the earth, demons whoever you are, fathers of fathers and mothers, who fight against men, and whoever you are lying here and whoever you are resting here”
Register the deceased as supposed acting powers.

In a *defixio*, do not register the deceased in the tomb if he is only mentioned.

1.9.1 Passage

This field is a free text box. It is mandatory. It allows you to indicate the position of the testimony in the source text (side, column, line, etc.).

Use the reference edition (uppercase or lowercase letters, numbering, etc.), otherwise, indicate for epigraphic or papyrological documents:

- The side (or part of a wall, a statue, etc.) with a letter (uppercase: A, B); for tesserae, give the letter in lowercase (a and b).
- Front/back of papyrus and *ostraka* (where appropriate): r° / v°.
- The column: col.
- The line: l; if the inscription has only one line, indicate: l. 1.
- The language (only for bilingual or plurilingual inscriptions), in the following way:

Ammonite	Am.
Aramaic	Ar.
Egyptian	Eg.
Greek	Gr.
Hebrew	Heb.
Latin	Lat.
Libyan	Lib.
Phoenician	Ph.
Punic	Pun.
Etc.	Etc.

Passage

For a glyptic or numismatic document, indicate the obverse or the reverse: Obv. / Rev.

For a document from the manuscript tradition, follow the relevant edition.

Type of source	Reference (short)	Source Reference	Passage
Epigraphic	CGRN	52	Col. A, l. 3-4
Papyrological	PMG	II	l. 139
Numismatic	RPC III	1717	Obv.
Manuscript tradition (work)	Paus.		I, 26, 2
Manuscript tradition (fragment)	Alcaeus	fr. 129	l. 6-10

1.9.2 Extract with restitution

This field transcribes the testimony taken from the source with the restitution(s) or correction(s) adopted from the main edition.

If several restitutions are possible, register the one considered to be the best-founded (preferably from the main edition) and indicate the others in the *Testimony Commentary* (*infra* 2.8).

Respect the formatting of the passage given by the main edition (spaces, indentations, line breaks, upper and lowercases, etc.).

With restitution

B I U S | x, x* | IFAO | t s š š ' ' h

Ἄρτέμ[ι]-
[δος Βραυρωνίας]

Interspersed words

Replace with three dots (...) the word that do not form part of the divine onomastic sequence and are sometimes interspersed (to comply with the versification constraints, for example).

E.g.: on the stone epigram *IG IV 666* (Myli, around Lerna), l. 15-16, we read:

Φοίβου πυρφόροι λ[υ]-
[κοκτ]όνο[υ]

Register the testimony *Phoibou ... Lukoktonou* without the interspersed term *purphoroi*.

Prepositions and articles

Record the testimony in its full syntactic structure **including prepositions and articles**, even if they are not subsequently treated as elements.

E.g.: *IG II² 3177*, l. 2: register as testimony text, record τοῦ Διὸς τοῦ ἐπὶ Παλλαδίου, even though only the elements Ζεὺς and Παλλάδιον are lemmatised (*infra* 3).

E.g.: *KAI 4*, l. 6: register as testimony text lpn . 'l gbl . qdšm (with the inserted dots), even though only the elements 'l, gbl and qdš are lemmatised (*infra* 3).

Transcription rules

Semitic

Transliterate the text in lowercase letters. Do not use hyphens in case of hyphenation of words. For special signs, **use exclusively the keyboard built into the input interface**.

Underline the damaged and/or uncertain letters.

For other editing conventions, follow the details below:

Aleph	' (interface keyboard)
Bet	B
Gimel	G
Dalet	D
He	H
Waw	W
Zayin	Z
Ḥet	ḥ (interface keyboard)
Ṭet	ṭ (interface keyboard)
Yod	Y
Kaph	K
Lamed	L
Mem	M
Nun	N
Samek	S
Ayin	‘ (interface keyboard)

Pe	P
Ṣade	ṣ (interface keyboard)
Qoph	Q
Resh	R
Sin	ś (interface keyboard)
Shin	š (interface keyboard)
Tav	T

Greek

Register the text in Greek characters.

E.g.: ICS 1 (*I.Paphos* 1) b, l. 5: [Ἀρτέμιδ' Ἀγ]ροτέραι

Use the “Polytonic Greek” keyboard on your own computer. To install it, follow this procedure:

- MAC: Settings -> keyboard-> input mode -> add -> Polytonic Greek.
- Windows: Control panel -> change keyboards -> keyboards and languages -> change keyboards -> polytonic Greek keyboard.

To download the IFAO’s Greek font onto your computer, visit the site:

<https://www.ifao.egnet.net/publications/publier/outils-ed/polices/>

Other languages

Use the Latin alphabet for Latin or Celtic, Greek characters for languages transcribed using this alphabet (e.g.: Gallo-Greek inscriptions). For other languages (e.g.: Demotic), use the appropriate transliteration system.

Diplomatic signs and edition conventions (all languages)

Follow the main edition.

For unpublished texts, use the conventional diplomatic signs below:

abc	Clear text
abc̄	Letter damaged and difficult to identify (except Semitic languages, where letters are underlined)
ABC	Letters legible but word unknown (only for Greek)
[- -]	Traces of a letter impossible to identify
<i>vestigia</i>	Traces of several illegible letters
[abc]	Letter(s) that have disappeared due to an imperfection in the stone and restored text
[...]	Lacuna of known length, without restitution. The number of dots corresponds with the number of missing letters
[c 3]	Lacuna of uncertain length, number of letters estimated
[- - -]	Lacuna of uncertain length, without restitution
[c ?]	Lacuna of unknown length, without restitution
†	Corrupt tradition, without satisfactory solution (one word)

†...†	Corrupt tradition, without satisfactory solution (several words)
co(n)s(ul)	Resolution of an abbreviation
°(denarii)	Resolution of an acronym
{abc}	Letters that exist but are to be deleted
[[abc]]	Letters intentionally defaced, erased or hammered
< abc >	Letters forgotten and reproduced by the editor Insert a space after the opening < and before the closing >
<<abc>>	Letters forgotten and added by the lapicide or scribe
\abc/	Letters interspersed by the lapicide or scribe in a line space
> abc <	Mistake made by lapicide or scribe Insert a space after the opening > and before the closing <
vv	Number of spaces left empty in the document
vac.	Space of unspecified length left free
vacat	Line left empty
— — —	Lacuna of an unspecified number of lines
	End of a line of text

2 Testimony/Testimonies

A testimony cannot be created without a source. There are three procedures:

- Register the testimony at the end of the *Source* form (*supra* 1.7). The testimony then automatically appears in the table of existing testimonies.
- Create the testimony from the *Testimony* tab by finding the source in the list of existing sources. Click on *Create Testimony*, then find the source by beginning to type the name of the selected search criteria or by scrolling down the list and clicking on *Choose*.
- Clone a testimony from an already existing testimony; this can be done in two ways (*infra* Annex 1):
 1. From the *List of Testimonies*

Testimonies List

Create Testimony Clear filters Export as CSV file

Display 10 items per page Search :

ID	Edition	Reference	Passage	Transliteration	Validation	Created	Edited	Translate in	Actions
ERC MAP Project #3682 (v2) (S#2764)	IG II ³ .1	983	I. 7-9	tôi te A-pollôni tôi Prostatêriôi kai tei Artemidi tei Boulaiai kai t[fo]-is allois theois hois patrion ên	Completed	2020-06-18 16:13:38 SL	2020-06-18 16:15:38 SL	English	Elements View Edit Delete Clone

2. From the *List of Testimonies* attached to a *Source*

Testimonies of Source #2547

Create Testimony Clear filters Export as CSV file

Display 10 items per page Search :

ID	Edition	Reference	Passage	Transliteration	Validation	Created	Edited	Translate in	Actions
ERC MAP Project #3378 (v3) (S#2547)	IG II ³ .4	1876	I. 1-4	Artemidos (...) Amarusias	Completed	2020-05-28 15:05:28 SL	2020-06-02 12:03:08 SL	English	Elements View Edit Delete Clone

Search | Search Edi Search Refere Search Pass Search Transliterated Search Validat Sylvain Lebr Search Edite Search Trans

Page 1 of 1 (1 records) Previous 1 Next

Create Testimony Clear filters Export as CSV file

The two options produce two different results.

1. Creation of a *Testimony* form identical to the cloned one, that can be attached to any pre-existing *Source*.
2. Creation of a new *Testimony* identical to the cloned one and linked to the same *Source*.

2.1 Validation

This field indicates the progress of the form. Choose between:

- *In progress*: in the process of being registered.
- *Completed*: the registration is complete in at least one of the two languages (FR and/or EN).
- *Revised*: the form has been validated by the author or a proof-reader and can be published.

2.2 Translate in

This field indicates whether a translation is required. In this case, do not uncheck the boxes corresponding to the language/language(s) to be translated.

E.g.: *French* is checked to indicate that the form:

- drafted in English, requiring translation into French;
- drafted in French, requiring a verification.

2.3 Source Information

2.3.1 Source ID

This is the source number, generated **automatically**.

2.3.2 Main edition

This is the short title of the corpus, book, article, etc. from which the main edition of the source is taken. This field is filled in **automatically** with the information registered in the *Source*.

2.3.3 Reference

This is the reference to the main edition of the source in the corpus, book, article, etc. This field is filled in **automatically** with the information registered in the *Source*.

2.3.4 Passage

This field is a free text box. It is mandatory. It allows you to indicate the position of the testimony in the source text (side, column, line, etc.).

Use the reference edition (uppercase or lowercase letters, numbering, etc.), otherwise, indicate for epigraphic or papyrological documents:

- The side (or part of a wall, a statue, etc.) with a letter (uppercase: A, B); for tesserae, give the letter in lowercase (a and b).
- Front/back of papyrus and *ostraka* (where appropriate): r° / v°.
- The column: col.
- The line: l; if the inscription has only one line, indicate: l. 1.
- The language (only for bilingual or plurilingual inscriptions), in the following way:

Ammonite	Am.
Aramaic	Ar.
Egyptian	Eg.
Greek	Gr.
Hebrew	Heb.
Latin	Lat.
Libyan	Lib.
Phoenician	Ph.
Punic	Pun.
Etc.	Etc.

Passage

For a glyphic or numismatic document, indicate the obverse or the reverse: Obv. / Rev.

For a document from the manuscript tradition, follow the relevant edition.

Type of source	Reference (short)	Source Reference	Passage
Epigraphic	CGRN	52	Col. A, l. 3-4
Papyrological	PMG	II	l. 139
Numismatic	RPC III	1717	Obv.
Manuscript tradition (work)	Paus.		I, 26, 2
Manuscript tradition (fragment)	Alcaeus	fr. 129	l. 6-10

2.3.5 Linked Testimonies

This field is only relevant for bilingual or digraphic testimonies. It is used to link the testimony in language (or writing system) A to the testimony in language (or writing system) B.

Click to access to a drop-down list which contains the testimonies already registered in the database. Select the relevant testimony.

2.3.6 Prose/Poetry

By default, the *Prose* box is marked. If the testimony belongs to a poetic text, check the *Poetry* box and uncheck the *Prose* box.

For composite texts, check the two boxes.

E.g.: the epigram *IG IV 666* (Myli, around Lerna), is fully versified.

Check *Poetry* and uncheck *Prose* for the testimonies of that text.

Prose

Poetry

2.4 Testimony text

This section relates to the testimony text as it appears in the source (*supra* 1.7).

Multilingual testimonies

For a multilingual testimony using a language that is neither Greek nor Western-Semitic (Latin, Demotic...), register the testimony in that language, but **do not analyse its elements** (*infra 2.9*).

E.g.: *IGUR 195* (Rome, end of the 2nd c. CE):

Side A

Silvano | custodi | Papirii

Side B

Σιλβανῶι | φύλακι | Παπείριοι

Register two testimonies: A, l. 1-2 (Latin) and B, l. 1-2 (Greek).

- *Extract with restitution*: « Silvano custodi ».
- Transliteration*: /
- *Extract with restitution*: « Σιλβανῶι φύλακι ».
- Transliteration*: « Silbanōi phulaki ».

Analyze only the elements Σιλβανῶι and φύλακι (*infra 2.9*).

E.g.: *KAI 309*

Akkadian

DIŠ^dIŠKUR

Aramaic

qdm hdd skn

Register two testimonies: Akk., l. 1 and Ar, l. 1.

- *Extract with restitution*: «^dIŠKUR ».
- Transliteration*: /
- *Extract with restitution*: « hdd skn ».
- Transliteration*: /

Analyze only the elements *hdd* and *skn* (*infra 2.9*).

Titles of sovereigns

Omit the titles of sovereigns, emperors and other historical figures (such as benefactors, for example). Register only the divine beings included in the titles, included divinised political entities (Polis, Dêmos, Rhôdos, Rhômê, etc.).

E.g.:

- omit the testimony [βα]σιλέα Πτολεμαῖων Πτ[ολεμαίου] καὶ Ἀρσινόης θεῶν Φιλοπ[ατόρων] (*I.Salamine 65*), because the group θεῶν Φιλοπατόρων is part of the title of Ptolemy IV and Arsinoe III.

- register, in the title Δομειτιανο[ῦ Σ]εβαστοῦ Γερμανι[κο]ῦ Διὸς Ἐλευθερίου (*IG* II² 1996), the testimony Διὸς Ἐλευθερίου which relates to Zeus as the “equivalent” of the emperor. Domitian is recorded as an *Agent* “associated” with the god (*infra* 2.5).
- register, in *I.Kition* 2009, l. 1-4: Καίσι[αρι θεῶι], | Διὶ Κεραυνίωι, | Ἀφροδίτηι, Πόλει, | Δήμωι, Ὀμονοίαι, the divinised entities Πόλει, Δήμωι, but not the syntagma Καίσι[αρι θεῶι] because it refers to a divinised sovereign.

Heroes and deceased

Register testimonies including heroes and deceased when involved in a ritual act or as acting superhuman powers, following the same rules as with theonyms.

E.g.: *CGRN* 57 (Aixone), l. 31-32:

Ἀρχηγέτο ἱερεῖ καὶ τῶν ἄλλων ἡρώων ἱερεώσυνα

Register the testimony *Archêgeto ... kai tôn allôn hêrôôn*.

Analyze the syntagma *tôn allôn hêrôôn* as an onomastic sequence made up of two elements: *allos, hêrôs*;

Analyze *Archêgeto* as an element coordinated with the syntagma *tôn allôn hêrôôn*.

E.g.: *I.Kourion* 127, l. 1-4, *katadesmos* from Amathus (Audollent, *Defixionum Tabellae* 22):

[Δέμονες] οἱ κατὰ γῆν κὲ δέμονες οἵ[τινές]

[ἔσ]τε κὲ πατέρες πατέρων κὲ μητέρε[ς ἀντι-]

[ενί]ριοι οἵτινες ἐνθάδε κῖσθε κὲ οἵτινες ἐ[νθάδε]

[κ]άθεστε

“Demons who are under the earth, demons whoever you are, fathers of fathers and mothers, who fight against men, and whoever you are lying here and whoever you are resting here”

Register the deceased as supposed acting powers.

In a *defixio*, do not register the deceased in the tomb if he is only mentioned.

2.4.1 Extract with restitution

This field transcribes the testimony taken from the source with the restitution(s) or correction(s) adopted from the main edition.

If several restitutions are possible, register the one considered to be the best-founded (preferably from the main edition) and indicate the others in the *Testimony Commentary* (*infra* 2.8).

Respect the formatting of the passage given by the main edition (spaces, indentations, line breaks, upper and lowercases, etc.).

With restitution

B I U ☒ x₂ x* IFAO t s š ś ' ° h

Ἄρτέμ[υ]-
[δος Βραυρωνίας]

Interspersed words

Replace with three dots (...) the word that do not form part of the divine onomastic sequence and are sometimes interspersed (to comply with the versification constraints, for example).

E.g.: on the stone epigram *IG* IV 666 (Myli, around Lerna), l. 15-16, we read:

Φοίβου πυρφόροι λ[υ]-

[κοκτ]όνο[υ]

Register the testimony *Phoibou ... Lukoktonou* without the interspersed term *purphoroi*.

Prepositions and articles

Record the testimony in its full syntactic structure **including prepositions and articles**, even if they are not subsequently treated as elements.

E.g.: *IG II² 3177*, l. 2: register as testimony text, record τοῦ Διὸς τοῦ ἐπὶ Παλλαδίου, even though only the elements Ζεὺς and Παλλάδιον are lemmatised (*infra* 3).

E.g.: *KAI 4*, l. 6: register as testimony text lpn . ’l gbl . qdšm (with the inserted dots), even though only the elements ’l, gbl and qdš are lemmatised (*infra* 3).

Transcription rules

Semitic

Transliterate the text in lowercase letters. Do not use hyphens in case of hyphenation of words. For special signs, **use exclusively the keyboard built into the input interface**.

Underline the damaged and/or uncertain letters.

For other edition conventions, follow the diplomatic signs mentioned below (*Diplomatic signs and edition conventions*).

Aleph	’ (interface keyboard)
Bet	B
Gimel	G
Dalet	D
He	H
Waw	W
Zayin	Z
Ĥet	ĥ (interface keyboard)
Ṭet	ṭ (interface keyboard)
Yod	Y
Kaph	K
Lamed	L
Mem	M
Nun	N
Samek	S
Ayin	‘ (interface keyboard)
Pe	P
Ṣade	ṣ (interface keyboard)
Qoph	Q
Resh	R
Sin	ś (interface keyboard)
Shin	š (interface keyboard)
Tav	T

Greek

Register the text in Greek characters.

E.g.: *ICS 1 (I.Paphos 1) b*, l. 5: [Ἀρτέμιδ’ Ἀγ]ροτέραι

Use the “Polytonic Greek” keyboard on your own computer. To install it, follow this procedure:

- MAC: Settings -> keyboard-> input mode -> add -> Polytonic Greek.

- Windows: Control panel -> Change keyboards -> Keyboards and languages -> Change keyboards -> Polytonic Greek keyboard.

To download the IFAO's Greek font onto your computer, visit the site:

<https://www.ifao.egnet.net/publications/publier/outils-ed/polices/>

Other languages

Use the Latin alphabet for Latin or Celtic, Greek characters for languages transcribed using this alphabet (e.g.: Gallo-Greek inscriptions). For other languages (e.g.: Demotic), use the appropriate transliteration system.

Diplomatic signs and edition conventions (all languages)

Follow the main edition.

For unpublished texts, use the conventional diplomatic signs below:

abc	Clear text
abc̄	Letter damaged and difficult to identify (except Semitic languages, where letters are underlined)
ABC	Letters legible but word unknown (only for Greek)
[- -]	Traces of a letter impossible to identify
<i>vestigia</i>	Traces of several illegible letters
[abc]	Letter(s) that have disappeared due to an imperfection in the stone and restored text
[...]	Lacuna of known length, without restitution. The number of dots corresponds with the number of missing letters
[c 3]	Lacuna of uncertain length, number of letters estimated
[- - -]	Lacuna of uncertain length, without restitution
[c ?]	Lacuna of unknown length, without restitution
†	Corrupt tradition, without satisfactory solution (one word)
†...†	Corrupt tradition, without satisfactory solution (several words)
co(n)s(ul)	Resolution of an abbreviation
°(denarii)	Resolution of an acronym
{abc}	Letters that exist but are to be deleted
[[abc]]	Letters intentionally defaced, erased or hammered
< abc >	Letters forgotten and reproduced by the editor Insert a space after the opening < and before the closing >
<<abc>>	Letters forgotten and added by the lapicide or scribe

\abc/	Letters interspersed by the lapicide or scribe in a line space
> abc <	Mistake made by lapicide or scribe Insert a space after the opening > and before the closing <
vv	Number of spaces left empty in the document
vac.	Space of unspecified length left free
vacat	Line left empty
— — —	Lacuna of an unspecified number of lines
	End of a line of text

2.4.2 Transliteration

This field is **reserved for testimonies in the Greek language** that we transliterate using the Latin alphabet with eventual restitutions, following the edition conventions (square brackets, parentheses, etc.).

Alpha	A, a
Beta	B, b
Gamma	G, g ; double gamma : gg (not ng) ; g before a consonant
Delta	D, d
Epsilon	E, e
Digamma	W, w
Zeta	Z, z
Eta	Ê, ê
Theta	Th, th
Iota	I, i; the subscript iota is transliterated by an adscript i
Kappa	K, k
Lambda	L, l
Mu	M, m
Nu	N, n
Ksi/xi	X, x
Omicron	O, o
Pi	P, p
San	S, s
Qoppa	Q, q
Rho	Rh, rh at the beginning; R, r
Sigma	S, s
Tau	T, t
Upsilon	U, u
Phi	Ph, ph
Chi	Ch, ch
Psi	Ps, ps
Omega	Ô, ô

Rough breathing	H, h
Neither smooth breathings, nor accents should be noted	

Like in the *Extract with restitution*, respect the formatting of the passage given by the main edition.

Transliteration

B I U G x, x' IFAO t s š s ' h

Artem[]-
[dos Braurónias]

For syllabic Greek inscriptions (e.g.: Cypriot syllabary), give a transliteration of the alphabetic transcription.

E.g.: ICS 1 (*I.Paphos* 1) a, l. 3: a-ra-te-mi-ti a-ko-ro-te-[ra-i]

<i>Extract with restitution</i>	a-ra-te-mi-ti a-ko-ro-te-[ra-i]
<i>Transliteration</i>	Artemidi Agrote[rai] (= transliteration of the alphabetic transcription Ἀρτέμιδι Ἀγροτέραι)

2.4.3 Translations (FR / EN)

Propose a translation of the testimony in French and in English.

Use the translation of the main edition. Otherwise, translate it yourself.

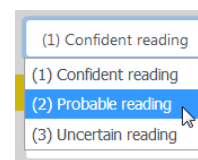
The translation of “transparent” divine names (e.g.: Baal/Master) is left to the discretion of the translator.

2.4.4 Reading quality

The evaluation relates to the quality of the **published** data and the onomastic sequence contained in the testimony. It will allow to sort out results of queries according to the reading quality.

The evaluation of the testimonies *Reading quality* engages the scientific responsibility of the author of the form.

Adopt the following criteria.



We consider “(1) a Confident reading”:

- A legible and complete onomastic sequence according to the main edition.
- A globally legible sequence with the restitutions of the editor consensually accepted.
- A probably incomplete onomastic sequence, in which each element published in the edition is clearly readable.

We consider “(2) a Probable reading”:

- A globally legible onomastic sequence, with restitutions given as probable but not certain by the editor using the conventional signs (square brackets, etc.) or in the critical apparatus/commentary.
- A globally legible sequence with restitutions of the editor not consensually accepted (identify, if possible, a publication offering a different restitution/discussing the restitutions of the editor).
- A probably incomplete onomastic sequence, with one or several restituted elements, where the restitutions are not consensually accepted.

We consider “(3) an Uncertain reading”:

- An onomastic sequence restituted by the editor, where the restitutions are given as uncertain by the editor himself in the text (question mark) or in the critical apparatus/commentary.
- An onomastic sequence restituted by the editor, where the restitutions seem uncertain/risky, without any other edition to which we can refer.
- A legible onomastic sequence, whose authenticity is questioned (if possible, identify a publication moving in this direction).

If **only one of the terms** belonging to the testimony is the object of a reading “Probable” (2) or “Uncertain” (3), then the reading of **the whole testimony** is considered “Probable” (2) or “Uncertain” (3).

2.5 Context

2.5.1 Connected Acts

This field is a list of the ritual, cultic or enunciative acts **explicitly associated with the testimony**. It is not mandatory. Only register **what is indicated in the source text, in direct connection** with the name(s) expressed in the testimony.

Begin typing the name of the act or scroll down the list. Several choices are possible.

Register “Offering” if the text mentions a verb describing the act of offering, depositing, giving, etc. (e.g.: *anatithêmi* in Greek, *ndr* in Phoenician) and/or what is offered (altar, animal, etc.).

2.5.2 Occasion Category and Occasion

These two fields are scrolling lists of occasions for which a testimony is used (ritual performance or utterance).

Only explicit information is taken into account. These fields are not mandatory.

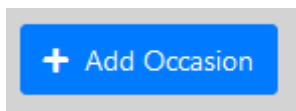
Fill in the first or both fields according to the precision of the information available in the text.

The first list, *Occasion Category*, suggests broad areas. Once completed, select, in the second list, *Occasion*, a precise occasion.

E.g.: *Occasion Category*: “Natural phenomenon” – *Occasion*: “Drought”.

In both cases, type the first letters or scroll down the list.

Add an Occasion Category/Occasion: this button allows to add a 2nd, 3rd, etc. occasion category and occasion.



2.5.3 Material Category and Connected Material

These fields are scrolling lists of material elements associated with the testimony.

Only explicit information is taken into account. These fields are not mandatory.

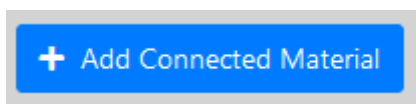
Fill in the first or both fields according to the precision of the information available in the text.

The first list, *Material Category*, suggests broad areas. Once completed, select, in the second list, *Material*, a precise material.

E.g.: *Material Category*: “Architecture” – *Material*: “Bench/Couch”.

In both cases, type the first letters or scroll down the list.

Add a Material Category/Material: this button allows to add a 2nd, 3rd, etc. material category and material.



Quantity

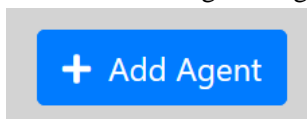
This field allows you to specify, **if the text explicitly mentions it**, the quantity of connected material (e.g.: 2 lambs). It is a non-mandatory field.

2.6 Agent

This section registers a series of information regarding the agent/agents **explicitly** connected with the testimony (e.g.: dedicant, priest of a deity, utterer of a prayer, etc.).

We can record several agents. Register agent no. 1, then click on + *Add Agent* to create an agent no. 2, and so on as required.

The number of agents registered is automatically displayed in the yellow *Agents* strip.



Groups

Register collective agents (family, association, ...) as one single entity.

Likewise, register as a single agent the agents who are specified individually but who share the same agency.

E.g.:

- two brothers or one brother and one sister taking part in a dedication are one single agent;
- an individual and an association taking part in a dedication are one single agent;
- however, two brothers where one acts as dedicant and the other as beneficiary are two agents.

Gods

Only register gods as agents when they perform a dedication, an offering or a construction themselves.

Do not include gods as agents when they are asked for any form of action (blessing, protection, etc.).

E.g.: Ζεὺς Ἀναβα|τηνὸς Διὶ Κερ|σοῦλλῳ ν ἀνέσ|τησεν: “Zeus Anabatênos dedicated (this) to Zeus Kersoullos” (*SEG* 59, 1418).

Register Zeus Anabatênos as an agent (agency: addresser; nature: superhuman).

2.6.1 Designation

Register, **if the information is explicitly present in the source** (even in a restitution), the way in which the agent is designated, **with the exception of anthroponyms**. This field is not mandatory.

Register:

- the name of the group or the association;

- the activity (the profession, for example);
- the role or the title.

Do not register titles, notably those of sovereigns: indicate only “king” or “emperor”, the common name with the conventional number, if necessary.

E.g.: Emperor Trajan, King Ptolemy IV, etc.

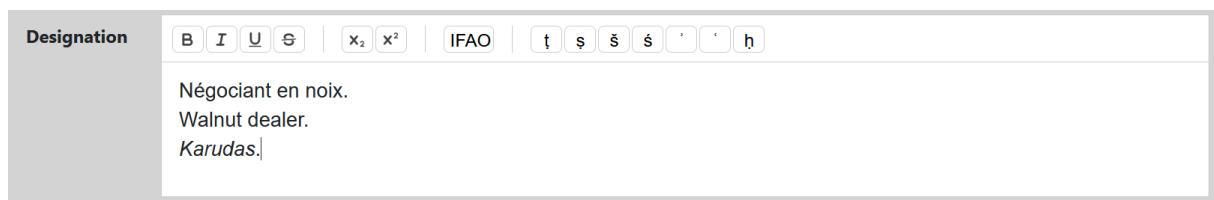
Register the designation, with no form of punctuation at the end of the sentences:

- first, the translation in French
- underneath, the translation in English
- possibly, underneath, for unusual terms, in transliteration and in italics.

E.g.: Négociant en noix

Walnut dealer

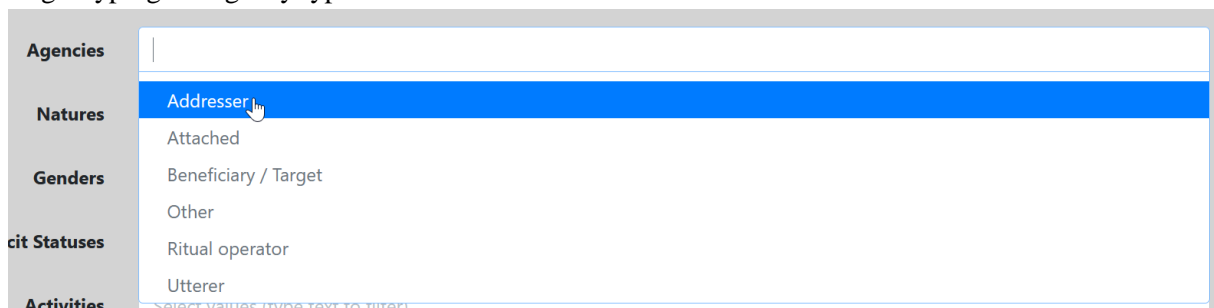
Karudas



When several translations are possible, separate them with a / (with one space before and after).

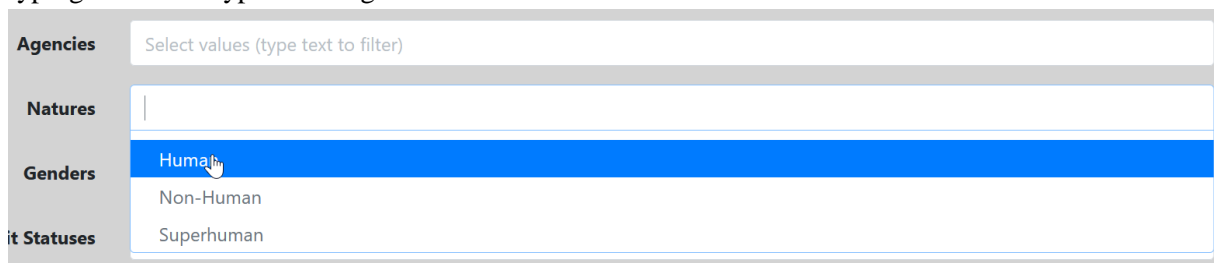
2.6.2 Agencies

Register the type(s) of agency of the agent(s). This field is not mandatory. Several choices are possible. Begin typing the agency type or scroll down the list.



2.6.3 Natures

Register the nature(s) of the agent(s). This field is not mandatory. Several choices are possible. Begin typing the nature type of the agent or scroll down the list.



2.6.4 Genders

Register the gender(s) of the agent(s). This field is not mandatory.

Several choices are possible for a group like “the magistrate and his wife”, “the priests and the priestesses”, “a father, his sons and daughters”.

Begin typing the gender type of the agent or scroll down the list.

For a group of people whose names are listed, select all the recorded genders.

For a group where no indication is given regarding the gender (“the city”, “the children”), leave the field empty.

The screenshot shows a form with several sections: Agencies, Natures, Genders, Explicit Statuses, Activities, and Location. The Genders dropdown is open, displaying a list of options. The 'Female' option is currently selected and highlighted in blue. Below the dropdown, the Location section has three radio buttons: 'None' (which is selected), 'New', and 'Existing'.

2.6.5 Status

Register, if the information is **explicitly** mentioned in the source, the statuses (sg./pl.) of the agent(s). This field is not mandatory. Several choices are possible

E.g.: *I.Paphos, 52*: a citizen of Cyrene in a dedication carried out in Paphos is both “citizen” (in Cyrene) and foreigner (in Paphos).

Begin typing the status type of the agent or scroll down the list.

The screenshot shows a form with sections: Genders, Explicit Statuses, Activities, Location, and Commentary (FR). The Explicit Statuses dropdown is open, displaying a list of options. The 'Family' option is currently selected and highlighted in blue. Other options include Association / Collectivity, Citizen, Foreigner, Freedman, and Slave / Dependent.

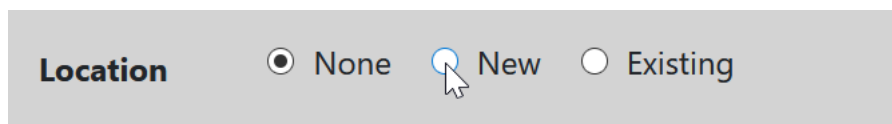
2.6.6 Activities

Register, if the information is **explicitly** mentioned in the source, the activity/activities of the agent(s). This field is not mandatory. Several choices are possible

Begin typing the activity type of the agent or scroll down the list.

The screenshot shows a form with sections: Activities, Location, and Commentary (FR). The Activities dropdown is open, displaying a list of options. The 'Cult' option is currently selected and highlighted in blue. Other options include Agriculture, Authority / Politics, Craft / Construction, Extraction, Justice, and Music / Theatre.

2.6.7 Location of the agent

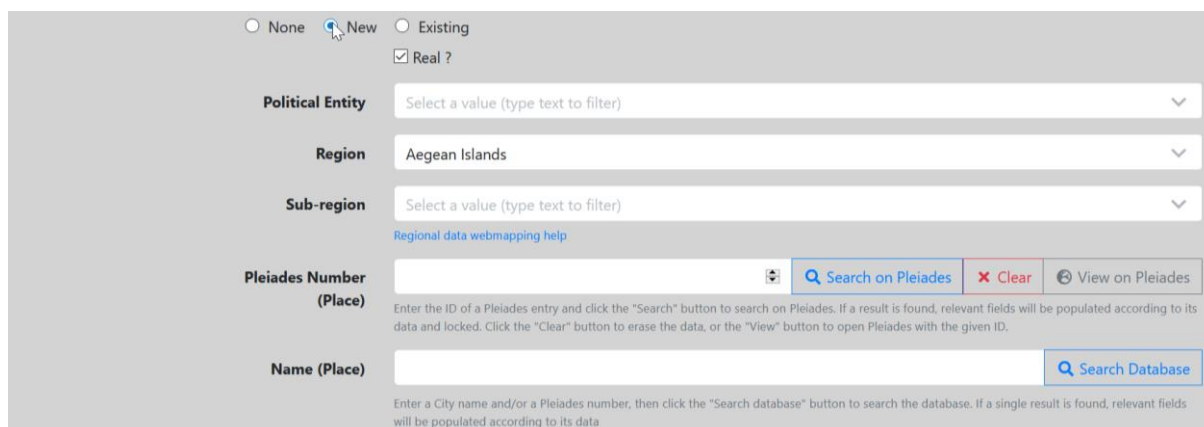


Location None **New** Existing

If the agent is not localised, mark the *None* box (**do not localise** in Rome emperors, governors, proconsuls, etc.)

If the agent is **explicitly** localised (mention of an origin, residence, localised activity...), **mark first the *Existing* box** and begin typing the first letters of the location or scroll down the list, then select the relevant location.

If the location is not included in the list, mark the *New* box, which opens a full section of fields to be filled in.



None **New** Existing

Real ?

Political Entity Select a value (type text to filter) ▼

Region Aegean Islands ▼

Sub-region Select a value (type text to filter) ▼

[Regional data webmapping help](#)

Pleiades Number (Place)

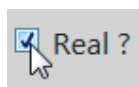
Enter the ID of a Pleiades entry and click the "Search" button to search on Pleiades. If a result is found, relevant fields will be populated according to its data and locked. Click the "Clear" button to erase the data, or the "View" button to open Pleiades with the given ID.

Name (Place)

Enter a City name and/or a Pleiades number, then click the "Search database" button to search the database. If a single result is found, relevant fields will be populated according to its data

2.6.7.1 Real?

Real is checked by default. Uncheck in particular cases where the place is imaginary or ideal (Atlantis, Underworld...).



Real ?

If the place is real, proceed as follows.

2.6.7.2 Political Entity

This field is not mandatory. Register here, only for the Greek *poleis*, the city on the territory of which the discovery location of the source is located *on its date of production*. Choose from the closed list, taken from the inventory established by Hansen & Nielsen, *IACP* (2004): begin typing the name of the city or scroll down the list. If the city does not appear on the list, do not record anything.

For the **demes of a city** (e.g.: Athens), register **the name of the city as *Political entity*** (“Athenai” (Athenaios) (IACP: 361)) and **the demes to the scale *Place***.

For homonymous cities, verify the inventory number in the Hansen & Nielsen volume.

E.g.: in order to register an inscription found in Thebes at Boeotia (e.g. *SEG* 15.328), the list of political entities included in the database contains three different Thebai:

- Thebai (Thebaios) (IACP 444)
- Thebai (Thebaios) (IACP 869)

- Thebai (Thebaios) (IACP 221).

In the example, this is Thebai (Thebaios) (IACP 221); the other two are Thebes at Phthiotis (IACP 444) and Thebes at Mycale, in Ionia (IACP 869).

The screenshot shows a form with the following fields and values:

- Location:** None New Existing
- Real ?
- Political Entity:** Select a value (type text to filter)
- Region:** thebai
- Sub-region:**
 - Thebai (Thebaios) (IACP: 444)
 - Thebai (Thebaios) (IACP: 869)
 - Thebai (Thebaios) (IACP: 221)** (highlighted)

2.6.7.3 Region

This is **the only mandatory field**. If the discovery location cannot be attributed to any region, select *Undetermined*. Begin typing the name of the region or scroll down the list.

The screenshot shows a form with the following fields and values:

- Location:** None New Existing
- Real ?
- Political Entity:** Select a value (type text to filter)
- Region:** Aegean Islands
- Sub-region:**
 - ✓ Aegean Islands
 - Asia Minor** (highlighted)
 - Balkan and Danube region
 - Black Sea
 - British Isles
 - Central Asia
 - Corsica and Sardinia
- Pleiades Number (Place):**
- Name (Place):**

2.6.7.4 Sub-region

The *Sub-regions* are divisions of the *Regions*.

Begin typing the name of the sub-region or scroll down the list.

The screenshot shows a form with the following fields and values:

- Region:** Near East
- Sub-region:** Select a value (type text to filter)
- Pleiades Number (Place):**
 - Arabia
 - Arabia Petraia
 - Assyria
 - Elam
 - Judaea** (highlighted)
 - Mesopotamia
 - Syria
- Name (Place):**
- Latitude:**

2.6.7.5 Place

Pleiades Number (Place) [Search on Pleiades](#) [Clear](#) [View on Pleiades](#)

Enter the ID of a Pleiades entry and click the "Search" button to search on Pleiades. If a result is found, relevant fields will be populated according to its data and locked. Click the "Clear" button to erase the data, or the "View" button to open Pleiades with the given ID.

Name (Place) [Search Database](#)

Tyrus/Col. Septimia Severa

If a single result is found, relevant fields will be populated according to its data

Latitude

Longitude

Verify whether the place is already registered in the database. Try several spellings (ancient and modern): enter the name of the place and click on *Search in the Database*.

If the place is already registered in the database, the fields *Region*, *Sub-region*, *Pleiades Number (Place)*, *Name (Place)* and the georeferencing coordinates (*Latitude* and *Longitude*) are automatically registered. Otherwise, enter the place manually and adopt a usual name for the place, by default in English.

Places georeferenced as towns, villages, but also rural sites and localities, are considered *Places*.

E.g.: the sanctuary of Hosn Suleiman/Baetocece in Syria, which is georeferenced as a place in Pleiades, will be treated as a place.

However, the archaeological sites of a town must be registered in the field *Site*.

E.g.: Place = Athens -> Sites = Ceramicus, Acropolis...

E.g.: Place = Tyre -> Site: Al Bass.

Only the *Place* scale is subject to georeferencing. As far as possible, transfer the data from the Pleiades site. Click on the *View on Pleiades* button to access the site, search for the place page. Copy its Pleiades ID and paste it in the *Pleiades Number (Place)* field. Then **click on the *Search on Pleiades* button** and the data will be automatically registered (place name and georeferencing coordinates).

Pleiades Number (Place) [Search on Pleiades](#) [Clear](#) [View on Pleiades](#)

Enter the ID of a Pleiades entry and click the "Search" button to search on Pleiades. If a result is found, relevant fields will be populated according to its data and locked. Click the "Clear" button to erase the data, or the "View" button to open Pleiades with the given ID.

Name (Place) [Search Database](#)

Tyrus/Col. Septimia Severa

If a single result is found, relevant fields will be populated according to its data





Latitude

Longitude

Search

Tyr

LiveSearch ↓

-  Tyritake
An ancient place, cited:
BATlas 87 K2 Tyritake
-  Tyrus/Col. Septimia Severa
The ancient city of Tyrus/Col. Septimia Severa (modern es-Sur on the coast of Lebanon). A UNESCO World Heritage Site, in part because of its "important archaeological remains, mainly from Roman times."
-  Tyr(i)aion?
An ancient place, cited:
BATlas 62 G5 Tyr(i)aion?
-  Tyrrhenum/Infernum Mare

You are here: [Home](#) → [Ancient Places](#) → [Tyrus/Col. Septimia Severa](#)

Tyrus/Col. Septimia Severa

a Pleiades place resource

Creators: E.M. Meyers, J.P. Brown
Contributors: Brady Kiesling, Sean Gillies, Johan Ahlfeldt, Jeffrey Becker, W. Röhlig, Tom Elliott, H. Kopp, DARMC, R. Talbert, B. Siewert-Mayer, Francis Deblauwe, Eric Kansa
Copyright © The Creators. Sharing and remixing permitted under terms of the Creative Commons Attribution 3.0 License (cc-by).
Last modified Apr 07, 2020 07:05 PM — History

tags: dare:ancient=1, dare:major=1, dare:feature=major settlement, UWHS

The ancient city of **Tyre** (modern es-Sur on the coast of Lebanon). A UNESCO World Heritage Site, in part because of its "important archaeological remains, mainly from Roman times."

Canonical URI for this page:

<https://pleiades.stoa.org/places/678437>

Representative Point (Latitude, Longitude):

33.2698475, 35.2038435

 Locations:

- DARMC location 6402 (550 BC - AD 640)
- DARE Location (550 BC - AD 640)



Pleiades Number (Place)

Enter the ID of a Pleiades entry and click the "Search" button to search on Pleiades. If a result is found, relevant fields will be populated according to its data and locked. Click the "Clear" button to erase the data, or the "View" button to open Pleiades with the given ID.

Pleiades Number (Place)

Enter the ID of a Pleiades entry and click the "Search" button to search on Pleiades. If a result is found, relevant fields will be populated according to its data and locked. Click the "Clear" button to erase the data, or the "View" button to open Pleiades with the given ID.

Name (Place)

Enter a City name and/or a Pleiades number, then click the "Search database" button to search the database. If a single result is found, relevant fields will be populated according to its data

Latitude

Longitude

If the place is not included in Pleiades, register the modern name and its GPS coordinates using Google Maps: <https://www.gps-coordinates.net>, according to the model adopted by Pleiades, with **multiple decimals**: enter the latitude and the longitude in the separate fields.

E.g.: Ur

Latitude: 30.963056

Longitude: 46.103056.

If necessary, transcribe the modern toponym in transliteration, without using special characters: use the following corresponding table for Semitic toponyms:

- waw in vowel position = u; e.g.: Umm el Amed;
- shin = sh;
- neither 'ayin nor 'aleph; e.g.: Baal, and not Ba'al;
- the fricative "p" = ph; e.g.: Aphqa;
- no diacritical mark for emphatics;
- no accent for a long or short vowel.

2.6.7.6 Site

The divisions of the *Places* are considered *Sites*. E.g.: necropolis, agorae, quarters, sanctuaries...

Indicate, if the information is provided by the source, the site to which the agent is connected. If the site is registered by the Pleiades site, proceed as with the place. For the site, register only the Pleiades ID and the name, without the georeferencing coordinates. Otherwise, enter its usual name manually (by default, in English).

Never register a *Site* without a *Place*.

Name (Place)	<input type="text" value="Athenae"/>	Search Database
<small>Enter a City name and/or a Pleiades number, then click the "Search database" button to search the database. If a single result is found, relevant fields will be populated according to its data</small>		
Latitude	<input type="text" value="37.9751765"/>	
Longitude	<input type="text" value="23.7263452"/>	
Pleiades Number (Site)	<input type="text" value="638356144"/> Search on Pleiades Clear View on Pleiades	
<small>Enter the ID of a Pleiades entry and click the "Search" button to search on Pleiades. If a result is found, relevant fields will be populated according to its data and locked. Click the "Clear" button to erase the data, or the "View" button to open Pleiades with the given ID.</small>		
Name (Site)	<input type="text" value="Acropolis of Athens"/>	

2.6.7.7 Topographies and Functions

- Topographies: register the notable topographic characteristics of the place and/or site.
- Functions: register the notable functional characteristics of the place and/or site.

These fields are drop-down lists. They are not mandatory. Several choices are possible.

Select the relevant qualification(s) from the list.

Topographies	<input type="text"/>
Functions	<input type="text"/>
Commentary (FR)	<input type="text"/>

- Cave
- Desert
- Heights (Mountain / Hill / Rock)
- Island
- Isthmus
- Lake
- Mouth

The screenshot shows a web interface with a sidebar on the left containing labels: 'Functions', 'Commentary (FR)', and 'Commentary (EN)'. A dropdown menu is open, displaying a list of categories: 'Associative', 'Crafts / Trade', 'Cult' (highlighted in blue with a mouse cursor), 'Extraction', 'Fishing / Hunting', 'Funeral', 'Health', and 'Household'.

2.6.8 Commentary (FR / EN)

This is a non-mandatory double free text box (in French and in English). It is used to provide details **concerning specifically the information on the agent**.

If it is **not possible** to translate into one of the two languages, or if a comment requires proofreading, **leave the checks** in the box(es) *Translate in* in French/English, at the top of the form.

For all bibliographic references,

- quote bibliographic references mentioned in the *Source Bibliography* section (*supra* 1.3) as follows: Name of author (date) / (Name of the author date), or Name of the editor (Short title of the corpus) / (Name of the editor, Short title of the corpus).
- E.g.: For this question, cf. Yon (IGLS).
- **register** any other reference which is not mentioned in the *Source Bibliography* section (*supra* 1.3) **in the Bibliography form** (*infra* 4; after checking that they are not already registered there) and quote them as follows: Author, Short title (date).
E.g.: On this point, see Bonnet, Enfants de Cadmos (2015), p. xxx-xxx.

2.7 Dating of the testimony

Indicate here any **explicit** information relating to the dating of the specific context of the testimony, **and not of the source**. Two types of information can be registered:

- The testimony is connected with events whose dating differs from that of the source production: indicate the dating by the *Oost quem* and *Ante quem*.

E.G.: IG II² 1006+ (SEG 19, 108): ephebic decree voted in 122/1 testifying a sacrifice to Zeus Tropaios made by the ephebes the year before.

For the **Source Dating** (*supra* 1.4): *Post quem*: “-122” / *Ante quem*: “-121”.

For the **Testimony Dating**: *Post quem*: “-123” / *Ante quem*: “-122”.

- For recurring rituals, dated by the day and/or the month and/or the name of the festival, indicate the day and/or the month and/or the name of the festival in the *Dating Commentary* field.

E.g.: CGRN 52 (Calendar of Erchia, dated -375 / -350 in the source form), col. A, 1. 3-4 (sacrifice to Apollon Lukeios, 12 Metageitnion).

Nothing should be indicated in *Post quem* / *Ante quem*.

Indicate in the *Dating Commentary* field: “12 Metageitnion (August/September.)”.

2.7.1 Is Dated?

If the testimony is not dated, do not check the *Is dated?* box, and go to the next section.

If the testimony is dated, check the box *Is dated?*; the fields to be filled in will appear.

If the author of the form wants to propose his/her own dating, independent of the main edition, justify it in the *Dating Commentary*.

2.7.2 *Post quem et Ante quem*

The dating **is recorded in the form of numerical data** (neither month nor day), by means of a *terminus post quem* and a *terminus ante quem*.

If the source edition provides a dating that is already formulated in this way, incorporate it as such. If not (more frequent), transpose the dating as it is given in the edition (“2nd quarter of the 4th century BCE”, “*post* 212 CE”, “imperial Roman era”, etc.) in numbers, preceded by a dash “-” for BCE dates. For any detail regarding the day and month, use the *Commentary*.

For a year dating like 197 BCE, the *terminus ante quem* is identical to the *terminus post quem*.

For those like 427/426 BCE, insert -427 and -426 in the two fields.

The (halves and quarters of) a century are transcribed with the *termini* ending with 0 (not 1) and 5 (not 6), except for the 1st centuries, since there is no year 0 (-100 / -1 and 1 /100). The same is true for datings that cover two centuries (or more).

Dates given in the following way: “beginning/middle/end of the 4th century”, are transcribed using chronological intervals of 25 or 50 years, as follows:

- “beginning of the 4th c. BCE”: -400 / -375 (in the same way as “1st quarter of the 4th c. BCE”)
- “end of the 4th c. BCE”: -325 / -300 (in the same way as “last quarter of the 4th c. BCE”)
- “middle of the 4th c. BCE”: -375 / -325.

One third of a century is transcribed by an interval of 30 years, as follows:

- “first third of the 5th c. BCE”: -500 / -470
- “last third of the 4th c. BCE”: -330 / -300.

For dating of the following type:

- “circa”, count 25 years before, 25 years after;
- “soon before/after”, count 25 years before, 25 years after.

E.g.: “ca. 350” is transcribed as: -375 / -325 (in the same way as “middle of the 4th c. BCE”).

“Soon after 400” is transcribed as: - 400 / -375 (in the same way as “beginning of the 4th c. BCE” or “1st quarter of the 4th c. BCE”).

- “not before/after”: when there is no upper or lower chronological marker, treat on a case-by-case basis, according to the information available (contexts, envisaged period, etc.); if no indication is provided, start with the *terminus* of the dating and add one century.

E.g.: “not before 53 CE”: 53 / 153.

For dates given in the form of a period: “(lower) Hellenistic era”, “Imperial Age (Roman)”, etc., adopt the usual chronological framework and adjust it (according to regions, types of texts) on a case-by-case basis.

Some examples:

Dating given by the edition	<i>Terminus post quem</i>	<i>Terminus ante quem</i>
197 BCE	-197	-197
427/426 BCE	-427	-426
Reign of Trajan (98-117)	98	117
First quarter of the 7th century BCE	-700	-675
Second half of the 1st century CE	50	100
Last third of the 4th century BCE	-330	-300
3rd c. BCE	-300	-200
1st c. BCE	-100	-1
1st c. CE	1	100
3rd c. or beginning of 2nd c. BCE	-300	-175
end of 2nd c. – 3rd c. CE	175	300
Ca 200 CE	175	225
Middle of the 5th c. BCE	-475	-425
Soon after 260 BCE	-260	-235
1st-3rd c. CE	1	300

2.7.3 Commentary (FR / EN)

This double free text box, which is non-mandatory, is used to give two types of information:

- provide details on the dating of recurring rituals, dated by the day and/or the month and/or the name of the festival.

E.g.: *CGRN 52* (Calendar of Erchia, dated “-375 / -350” on the source form), col. A, l. 3-4 (sacrifice to Apollon Lukeios, 12 Metageitnion).

Indicate in the *Commentary*: “12 Metageitnion (August/September.)”.

- justify the dating given in the fields *Ante quem* and *Post quem*.

If it is **not possible** to translate into one of the two languages, or if a comment requires proofreading, **leave the checks** in the box(es) *Translate in* in French/English, at the top of the form.

For all bibliographic references,

- quote bibliographic references mentioned in the *Source Bibliography* section (*supra* 1.3) as follows: Name of author (date) / (Name of the author date), or Name of the editor (Short title of the corpus) / (Name of the editor, Short title of the corpus).
E.g.: For this dating, cf. Yon (IGLS).
- **register** any other reference which is not mentioned in the *Source Bibliography* section (*supra* 1.3) **in the Bibliography form** (*infra* 4; after checking that they are not already registered there) and quote them as follows: Author, Short title (date).
E.g.: On this point, see Bonnet, Enfants de Cadmos (2015), p. xxx-xxx.

2.8 Location of the testimony

Indicate the **explicit** spatial information concerning the testimony, **and not the source**: place of a sacrifice, location of a sanctuary, place of the divine action, etc.

E.g.: *CGRN 52* (Sacrificial calendar of the deme of Erchia), col. A, l. 3-4 (sacrifice to Apollo Lukeios *en astei* – i.e. in Athens):

Source, Discovery Location and Original Location: Erchia, i.e.: “Athenai (Athenaios)”, “Inland Greece”, “Attica”, “Erchia”;

Testimony: “Athenai (Athenaios)”, “Inland Greece”, “Attica”, “Athenae” with associated Pleiades data.

Do not register the location indications contained in the meaning of the onomastic element itself (e.g.: toponymic epithets); They are already registered in the *Element* form (*infra* 3.4).

E.g.: in a dedication to Artemis *Ephesia* from Paros (*IG XII 5, 218*), the location “Ephesos” is registered in the *Element form* “Ἐφέσιος, α, ον », but not as the location of this testimony.

E.g.: in a Phoenician dedication to the Lady of Byblos (b’lt gbl) such as *KAI 4*, the location “Byblos” is registered in the *Element form* “gbl”, but not as the location of this testimony.

If the testimony is not localised, mark the *Location* box *None*.

Otherwise, **mark first the box Existing** and begin typing the first letters of the location or scroll down the list, then **select the relevant location**.

If the location is not registered in the list, mark the *New* box and a full section to be filled in will appear.

TESTIMONY LOCATION

None New Existing
 Real ?

Political Entity

Region

Sub-region

Regional data webmapping help

Pleiades Number (Place)

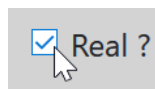
Enter the ID of a Pleiades entry and click the "Search" button to search on Pleiades. If a result is found, relevant fields will be populated according to its data and locked. Click the "Clear" button to erase the data, or the "View" button to open Pleiades with the given ID.

Name (Place)

Enter a City name and/or a Pleiades number, then click the "Search database" button to search the database. If a single result is found, relevant fields will be populated according to its data

2.8.1.1 Real?

Real is checked by default. Uncheck in particular cases where the place is imaginary or ideal (Atlantis, Underworld...).



If the place is real, proceed as follows.

2.8.1.2 Political Entity

This field is not mandatory. Register here, only for the Greek *poleis*, the city on the territory of which the discovery location of the source is located *on its date of production*. Choose from the closed list, taken from the inventory established by Hansen & Nielsen, *IACP* (2004): begin typing the name of the city or scroll down the list. If the city does not appear on the list, do not record anything.

For the **demes of a city** (e.g.: Athens), register **the name of the city as Political entity** ("Athenai" (Athenaios) (IACP: 361)) and **the demes to the scale Place**.

For homonymous cities, verify the inventory number in the Hansen & Nielsen volume.

E.g.: in order to register an inscription found in Thebes at Boeotia (e.g. *SEG* 15.328), the list of political entities included in the database contains three different Thebai:

- Thebai (Thebaios) (IACP 444)
- Thebai (Thebaios) (IACP 869)
- Thebai (Thebaios) (IACP 221).

In the example, this is Thebai (Thebaios) (IACP 221); the other two are Thebes at Phthiotis (IACP 444) and Thebes at Mycale, in Ionia (IACP 869).

Real ?

Political Entity

Region

Sub-region

Thebai (Thebaios) (IACP: 444)

Thebai (Thebaios) (IACP: 869)

Thebai (Thebaios) (IACP: 221)

2.8.1.3 Region

This is **the only mandatory field**. If the discovery location cannot be attributed to any region, select *Undetermined*. Begin typing the name of the region or scroll down the list.

Real ?
Political Entity Select a value (type text to filter) ▾
Region Aegean Islands ▲
Sub-region Select a value (type text to filter) 🔍
Pleiades Number (Place)

- ✓ Aegean Islands
- Asia Minor
- Balkan and Danube region
- Black Sea
- British Isles
- Central Asia
- Corsica and Sardinia

Name (Place)

2.8.1.4 Sub-region

The *Sub-regions* are divisions of the *Regions*.

Begin typing the name of the sub-region or scroll down the list.

Region Near East ▾
Sub-region Select a value (type text to filter) ▲
Pleiades Number (Place)

- Arabia
- Arabia Petraia
- Assyria
- Elam
- Judaea
- Mesopotamia
- Syria

Name (Place)
Latitude

2.8.1.5 Place

Register here the name of the ancient location where the testimony is located.

Places georeferenced as towns, villages, but also rural sites and localities, are considered *Places*.

E.g.: the sanctuary of Hosn Suleiman/Baetocece in Syria, which is georeferenced as a place in Pleiades, will be treated as a place.

However, the archaeological sites of a town must be registered in the field *Site*.

E.g.: Place = Athens -> Sites = Ceramicus, Acropolis...

E.g.: Place = Tyre -> Site: Al Bass.

Verify whether the place is already registered in the database. Try several spellings (ancient and modern): enter the name of the place and click on *Search in the Database*.

If the place is already registered in the database, the fields *Region*, *Sub-region*, *Pleiades Number (Place)*, *Name (Place)* and the georeferencing coordinates (*Latitude* and *Longitude*) are automatically registered. Otherwise, enter the place manually and adopt a usual name for the place, by default in English.

Pleiades Number (Place) [Search on Pleiades](#) [Clear](#) [View on Pleiades](#)

Enter the ID of a Pleiades entry and click the "Search" button to search on Pleiades. If a result is found, relevant fields will be populated according to its data and locked. Click the "Clear" button to erase the data, or the "View" button to open Pleiades with the given ID.

Name (Place) [Search Database](#)

Tyrus/Col. Septimia Severa

If a single result is found, relevant fields will be populated according to its data

Latitude

Longitude

Only the *Place* scale is subject to georeferencing. As far as possible, transfer the data from the Pleiades site. Click on the *View on Pleiades* button to access the site, search for the page of the place. Copy its Pleiades ID and paste it in the *Pleiades Number (Place)* field. Then **click on the Search on Pleiades button** and the data will be automatically registered (place name and georeferencing coordinates).

Pleiades Number (Place) [Search on Pleiades](#) [Clear](#) [View on Pleiades](#)

Enter the ID of a Pleiades entry and click the "Search" button to search on Pleiades. If a result is found, relevant fields will be populated according to its data and locked. Click the "Clear" button to erase the data, or the "View" button to open Pleiades with the given ID.

Search

[Search](#)

LiveSearch ↓

- [Tyr itake](#)
An ancient place, cited:
BATlas 87 K2 Tyr itake
- [Tyrus/Col. Septimia Severa](#)
The ancient city of Tyrus/Col. Sep
(modern es-Sur on the
coast of Lebanon). A
UNESCO World Heritage
Site, in part because of its
"important archaeological
remai...
- [Tyr\(i\) aion?](#)
An ancient place, cited:
BATlas 62 G5 Tyr(i) aion?
- [Tyr rhenum/Inferum Mare](#)

You are here: [Home](#) → [Ancient Places](#) → [Tyrus/Col. Septimia Severa](#)

Tyrus/Col. Septimia Severa

a Pleiades place resource

Creators: E.M. Meyers, J.P. Brown
Contributors: Brady Kiesling, Sean Gillies, Johan Ahlfeldt, Jeffrey Becker, W. Röllig, Tom Elliott, H. Kopp, DARMC, R. Talbert, B. Siewert-Mayer, Francis Deblauwe, Eric Karisa
Copyright © The Creators. Sharing and remixing permitted under terms of the Creative Commons Attribution 3.0 License (cc-by).
Last modified Apr 07, 2020 07:05 PM — [History](#)

tags: dare:ancient=1, dare:major=1, dare:feature=major settlement, UWHIS

The ancient city of **Tyre** (modern es-Sur on the coast of Lebanon). A UNESCO World Heritage Site, in part because of its "important archaeological remains, mainly from Roman times."

Canonical URI for this page:
<https://pleiades.stoa.org/places/678437>

Representative Point (Latitude, Longitude):
33.2698475, 35.2038435

- Locations:**
- DARMC location 6402 (550 BC - AD 640)
 - DARE Location (550 BC - AD 640)



Pleiades Number (Place)

Enter the ID of a Pleiades entry and click the "Search" button to search on Pleiades. If a result is found, relevant fields will be populated according to its data and locked. Click the "Clear" button to erase the data, or the "View" button to open Pleiades with the given ID.

Pleiades Number (Place)

Enter the ID of a Pleiades entry and click the "Search" button to search on Pleiades. If a result is found, relevant fields will be populated according to its data and locked. Click the "Clear" button to erase the data, or the "View" button to open Pleiades with the given ID.

Name (Place)

Enter a City name and/or a Pleiades number, then click the "Search database" button to search the database. If a single result is found, relevant fields will be populated according to its data

Latitude

Longitude

If the place is not included in Pleiades, register the modern name and its GPS coordinates using Google Maps: <https://www.gps-coordinates.net>, according to the model adopted by Pleiades, with **multiple decimals**: enter the latitude and the longitude in the separate fields.

E.g.: Ur

Latitude: 30.963056

Longitude: 46.103056.

If necessary, transcribe the modern toponym in transliteration, without using special characters: use the following corresponding table for Semitic toponyms:

- waw in vowel position = u; e.g.: Umm el Amed;
- shin = sh;
- neither 'ayin nor 'aleph; e.g.: Baal, and not Ba'al;
- the fricative "p" = ph; e.g.: Aphqa;
- no diacritical mark for emphatics;
- no accent for a long or short vowel.

2.8.1.6 Site

The divisions of the *Places* are considered *Sites*. E.g.: necropolis, agorae, quarters, sanctuaries...

Indicate, if the information is provided by the source, the site to which the agent is connected. If the site is registered by the Pleiades site, proceed as with the place. For the site, register only the Pleiades ID and the name, without the georeferencing coordinates. Otherwise, enter its usual name manually (by default, in English).

Never register a *Site* without a *Place*.

Name (Place)	<input type="text" value="Athenae"/>	<input type="button" value="Search Database"/>
Enter a City name and/or a Pleiades number, then click the "Search database" button to search the database. If a single result is found, relevant fields will be populated according to its data		
Latitude	<input type="text" value="37.9751765"/>	
Longitude	<input type="text" value="23.7263452"/>	
Pleiades Number (Site)	<input type="text" value="638356144"/>	<input type="button" value="Search on Pleiades"/> <input type="button" value="Clear"/> <input type="button" value="View on Pleiades"/>
Enter the ID of a Pleiades entry and click the "Search" button to search on Pleiades. If a result is found, relevant fields will be populated according to its data and locked. Click the "Clear" button to erase the data, or the "View" button to open Pleiades with the given ID.		
Name (Site)	<input type="text" value="Acropolis of Athens"/>	

2.8.1.7 Topographies and Functions

- Topographies: register the notable topographic characteristics of the place or/and site.
- Functions: register the notable functional characteristics of the place or/and site.

These fields are drop-down lists. They are not mandatory. Several choices are possible.

Select the relevant qualification(s) from the list.

Topographies	<input type="text"/>
Functions	<input type="text"/>
Commentary (FR)	<ul style="list-style-type: none"> Cave Desert Heights (Mountain / Hill / Rock) <li style="background-color: #007bff; color: white;">Island Isthmus Lake Mouth

Functions	<input type="text"/>
Commentary (FR)	<ul style="list-style-type: none"> Associative Crafts / Trade <li style="background-color: #007bff; color: white;">Cult Extraction Fishing / Hunting Funeral Health Household
Commentary (EN)	<input type="text"/>

2.8.1.8 Commentary (FR/EN)

This is a non-mandatory double free text box (in French and in English). It is used to provide details on a place as such, regardless of any connection with the testimony being recorded.

If it is **not possible** to translate into one of the two languages, or if a comment requires proofreading, **leave the checks** in the box(es) *Translate in French/English*, at the top of the form.

For all bibliographic references, **register it** in the *Bibliography* form (*infra* 4) after checking that it is not already registered, and quote it as follows: Author, Short title (date).

E.g.: On this place, see Bonnet, *Enfants de Cadmos* (2015), p. xxx-xxx.

2.9 Commentary (FR / EN)

This double free text box, in French and English, is non-mandatory. It is used **to provide details on the Testimony as a whole**. Other comments are reserved for the corresponding sections (dating, location, agent[s]).

If it is **not possible** to translate into one of the two languages, or if a comment requires proofreading, **leave the checks** in the box(es) *Translate in French/English*, at the top of the form.

For all bibliographic references,

- quote bibliographic references mentioned in the *Source Bibliography* section (*supra* 1.3) as follows: Name of author (date) / (Name of the author date), or Name of the editor (Short title of the corpus) / (Name of the editor, Short title of the corpus).
- E.g.: For this dating, cf. Yon (IGLS).
- **register** any other reference which is not mentioned in the *Source Bibliography* section (*supra* 1.3) **in the Bibliography form** (*infra* 4; after checking that they are not already registered there) and quote them as follows: Author, Short title (date).
E.g.: On this point, see Bonnet, *Enfants de Cadmos* (2015), p. xxx-xxx.

2.10 Elements

This section contains a series of information related to each of the elements contained in the *Testimony* that we have just registered. **It does not concern grammatical units, but units of sense.**

The following criteria are used to divide a testimony into a series of elements:

Register as one single element:

- a word: noun, adjective, participle.
Articles, prepositions and suffixes are not considered as elements. They sometimes accompany elements (e.g.: ἐν Κήποις): for more details on how to register them, see *Element in context* (*supra* 2.9.3) and Absolute form (*infra* 3.2.1).
- a clause: that is, a syntactic unit constructed around a verb/participle.
E.g.: bryk šmh l'lm', "Blessed be is name for all eternity".

There is **an exception in Greek**: nominal or verbal clauses constructed on substantivised participles are recurrent in onomastic sequences; when these participles are registered as substantives with a specific entry in dictionaries (*LSJ*), the onomastic sequence may be "cut" into two or several elements: e.g.: Ἀθηνῶν μεδέουσα is registered not as a single element, but as two elements (Ἀθῆναι and Μεδέων, Μεδέουσα).

Some examples

Ref. Testimony	Testimony	Elements	Number of elements
CGRN 6, fr. a., l. 6	Ἦρηι Ἀνθέητι	Ἦρα ; ἄνθεια	2
IG I ³ , 369, l. 80.	[Ἀφροδί]τες ἐν Κήποις	Ἀφροδίτη ; Κήπος	2

<i>CGRN</i> 57, 1. 30-31	Ἀρχηγέτο καὶ τῶν ἄλλων ἡρώων	Ἀρχηγέτης ; ἄλλος, η, ον ; ἥρωσ.	3
<i>SEG</i> 40, 1560	[Ἄμμ]ωνι τῶι καὶ Χνούβιδι θεῶι [μεγίσ]τωι	Ἄμμων ; Χνούβις ; θεός ; μέγας, μεγάλη, μέγαν.	4
<i>SEG</i> , 57, 1745	τῶι προηγουμένω[ι τῆς πόλεως Ἀπόλλ]ωνι Ὑλάτηι καὶ τοῖ[ς] ἄλλοις [θεοῖς]	Προηγέομαι ; πόλις ; Ἀπόλλων ; Ὑλάτης ; ἄλλος, -η, -ον ; θεός	6
<i>SEG</i> , 21, 694, 1. 8-11	ὁ Ἀπόλλων ὁ Πύθιος ὢν τοῖς Ἀθηναίοις Πατρῶιος καὶ ἐξηγητῆς τῶν ἀγαθῶν, ὁμοίως δὲ καὶ κοινῆι σωτήρ πάντων τῶν Ἑλλήνων ὁ τῆς Λητοῦς καὶ τοῦ Διὸς [υἱός,...	Ἀπόλλων ; Πύθιος ; Ἀθηναῖος ; Πατρῶιος ; ἐξηγητῆς ; ἀγαθός ; σωτήρ ; πᾶς, πᾶσα, πᾶν ; Ἑλλην ; Λητῶ ; Ζεός ; υἱός	12
<i>KAI</i> 285, 1. 3-4	l tnt ṣtrt	tnt ; ṣtrt	2
Stucky (2005), Ph4, 1.1	ṣmn b n ydll	ṣmn ; b n ydll	2
<i>KAI</i> 4, 1. 3-5	b l . šmm . wb l[t] gbl wmpḥrt . l gbl qdšm .	b l ; šmym ; b l ; gbl ; mpḥrt ; l ; gbl ; qdš	8
Stucky (2005), Ph3, 1.1	l ṣtrt l dny l ṣmn	ṣtrt ; dn ; ṣmn	3
Bordreuil (1998)	l lm l ṣtrt rbt gbl ṣ p lt t n m l m z	l ; ṣtrt ; rb ; gbl ; ṣ p lt t n m l m z	5
<i>PAT</i> 1430, 1. 1	bryk šmh l lm	bryk šmh l lm	1
H107 (Beyer 1998)	lšmš lh rb bd tbt brmryn lšmš bwhy	šmš ; lh ; rb ; bd tbt ; brmryn ; b	6

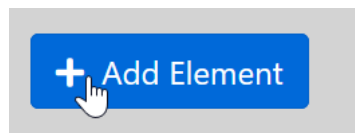
Attention: divide into elements the chains in the construct state in Semitic languages. The semantic link between the elements in the constructed chain is indicated in the formula (*infra* 2.10) by the use of brackets ([...]) and the operator indicating the qualification (#).

If the elements of a constructed chain in Semitic are engraved **without a space**:

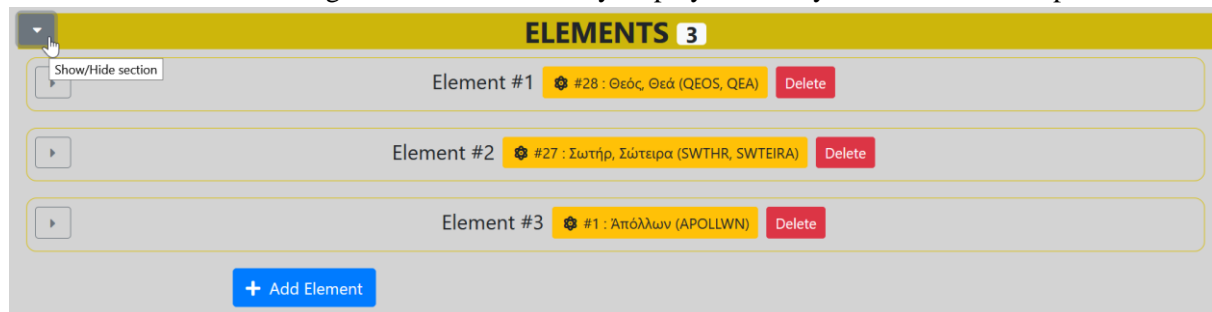
- in terms of the testimony, the registration respects the layout of the text;
- in terms of the elements analysis, the two elements are analysed separately.

E.g.: Baalshamim is transcribed in the testimony in one word, but analysed in two elements.

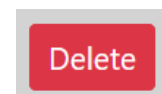
Save element no.1 Click on + *Add Element* to register element no. 2, and so on.



The number of elements registered is automatically displayed in the yellow *Elements* strip.

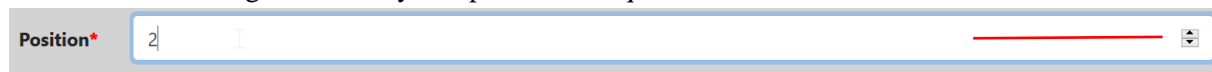


The registered elements are shown in a list. The red *Delete* button allows you to cancel an element created or registered by mistake.



2.10.1 Position of the element

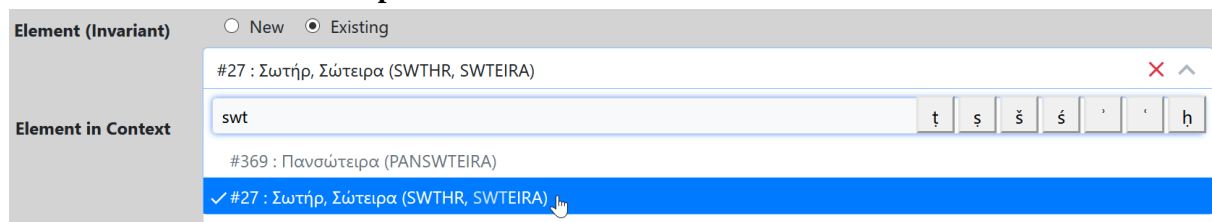
This field indicates automatically, with a number, the position of each element in the Testimony. Use the arrows, on the right, to modify this position if required.



2.10.2 Invariant element

The invariant element is a kind of lemma.

First mark the box *Existing* and begin to type the first letters of the element or scroll down the list, then select the element if it is present in the list.



If the element does not appear in the list, mark the box *New*, which opens up a list of fields to fill in.

For Greek, register the element in Greek characters (*Absolute form* field) **and** in beta code (*Beta Code* field).

For Semitic, register the element in transliteration, in lower case (*Absolute form* field).

Then, **do not forget** to open the *Element* tab, select the element and fill in the element form (*infra* 3).

Register **comparative or superlative forms of adjectives in their basic adjective form (positive)**, and **not** as separate invariant elements.

E.g.: in the sequence Ἡρα θεᾶ μεγίστη (*IThSy* 250, l. 4), do not create an element Μέγιστος, η, ον, but select the invariant element Μέγας, μεγάλη, μέγα.

Exception: if the superlative is built on an adverb, create a separate invariant element.

E.g.: Ὑψιστος, η, ον, which is built on the adverb ὕψι.

2.10.3 Element in context

Register the element as it appears in the testimony with restitution(s), but without line breaks or diplomatic/edition signs (parentheses, brackets, dotted letters in Greek, etc.).

The registration of articles, prepositions, etc., is left to the discretion of the author of the form.

The testimony text is automatically copied, in full, into the *Element in context* field.

Cancel the irrelevant part and remove the diplomatic/edition signs.

For Greek, use the Greek alphabet; for Semitic, use the transliteration.

E.g.: *I.Paphos* 253, l. 1-2

- *Extract with restitution*: “Οπ[άονι Μελ]αν|θίω”
- *Element in context* (#1): “Οπάονι”
- *Element in context* (#2): “Μελανθίω”

E.g.: *IG II²* 3177, l. 2:

- *Extract with restitution*: “τοῦ Διὸς τοῦ ἐπὶ Παλλαδίου”
- *Element in context* (#1): “τοῦ Διὸς”
- *Element in context* (#2): “τοῦ ἐπὶ Παλλαδίου”

E.g.: Xella & Zamora, *Inscriptions phéniciennes* (2018), B.1, l. 1-4

- *Extract with restitution*: “l` dny l` lm hqdš”

- *Element in context* (#1): “l’dny”
- Element in context* (#2): “l’lm”
- Element in context* (#3): “hqdš”

E.g.: Yon M., Sznycer M., *Inscription royale phénicienne* (1991), l. 5.

- *Extract with restitution*: “lb[’l]’z’dny”
- *Element in context* (#1): “lb’l”
- Element in context* (#2): “z”
- Element in context* (#3): “’dny”

2.10.4 Suffix

This field is used for Semitic languages. Check it when an isolated element has a suffix (e.g.: ‘dny, “My/His Lord”), but not when a suffixed element is part of a clause (e.g.: bryk šmh l’lm’, “Blessed be his name for eternity”).

2.10.5 Morphological form

This field is used for Greek (and Latin). Indicate the case in which the element is declined. Only one choice is possible. Begin typing or scroll down the list.

Choose “Undetermined” when the state of the document makes it impossible to distinguish.

E.g.: *IG IV².2*, 1005: [A]φροδίτ[α | ’E]πιλιμην[ία]: given that the endings are missing (here restored in the nominative form as an example), it is not possible to determine their morphological form.

Do not fill in for invariable or undeclined words (e.g., “Barbarian names” or verbal forms other than participles).

2.10.6 Gender

Indicate the gender of the element as it appears in the testimony. This field is mandatory. Only one choice is possible. Begin typing the gender type or scroll down the list.

Choose “Undetermined” if the state of the document makes it impossible to distinguish.

Do not fill in for invariable words or toponyms.

The screenshot shows a form with two fields: 'Gender' and 'Number'. The 'Gender' field has a dropdown menu open, showing a list of options. The 'Number' field has the text 'mas' entered and a search icon.

2.10.7 Number

Indicate the number of the element as it appears in the testimony. This field is mandatory. Only one choice is possible. Begin typing the number type or scroll down the list.

Choose “Undetermined” when the state of the document makes it impossible to distinguish. Toponyms have no number.

Do not fill in for invariable words or toponyms.

The screenshot shows a form with two fields: 'Number' and 'Category'. The 'Number' field has a dropdown menu open, showing a list of options. The 'Category' field has the text 's' entered and a search icon.

2.10.8 Contextual category

In order to specify or complete the three categories that characterise the invariant element (*infra* 3.2.5.), **if there is a body of evidence that points to this**, select a category that characterises the element in the specific context of the source.

E.g.: *IG II³ 4, 1066*: Ἀρτέμυδι Δικτύωνει; dedication to Artemis, made by a mother, for her children -> *Contextual category*: “Generation / Growth”.

This additional category can be identical to (choice) or different from (complement) the semantic categories linked to the invariant element (see *infra* 3.2.5).

This field is not mandatory. Begin typing or scroll down the list.

The screenshot shows a form with a 'Contextual Category' field. The dropdown menu is open, showing a list of categories: Agriculture, Divine sign, Fishing / Hunting, Gender, Generation / Growth (selected), Knowledge, and Limit / Passage.

2.11 Formula

2.11.1 Formula

This field allows you to formalize the testimony, in view of its computer processing.

Indicate the link type within the Testimony using the four following operators:

- + coordination
- # qualification (qualifies or is qualified)
- / juxtaposition
- = explicit equivalence

In the formula, brackets indicate syntagms: []

E.g.: *I.Rhodische Peraia* 557, l. 1-3: Ἀπόλλ[λωνος] | Πυθίου καὶ Ἀπόλλωνος| Κεδριέως
 [Apollôn # Puthios] + [Apollôn # Kedrieus]

Parentheses indicate distributivity: ()

i.e. when an element or a syntagma qualifies (#) or elucidates (=) several other elements or syntagms

E.g.: *I.Rhodische Peraia* 553, l. 9: Ἀπό[λλω]ν[ο]ς Πυθίου καὶ Κεδριέως
 Apollôn # (Puthios + Kedrieus)

E.g.: *IGBulg V* 5286, l. 1: κυρίῳ Διὶ καὶ Ἥρᾳ ἐπηκόοις
 ([Kurios # Zeus] + Hêra) # Epêkoos

E.g.: *IG XII 6*, 533, l. 1-4: Διὸς | καὶ | Ἥρης | Σῶτῆ|[ρων]
 (Zeus + Hêra) # Sôtêr

E.g.: *KAI* 48 (Memphis): lrbty l'lm 'drt 's 'lm 'štrt wl'lnm 'š 'l[...]
 [to my ladies # ([to the goddess # mighty]# Isis) / [the goddess # Ashtart)] + [to the gods
 # who...]

Move and drag operators and elements from the lower *Elements* and *Operators* fields to the upper *Formula* field.

Follow the order of the text as much as possible.

#1

Formula ?	[Κύριος, α, ον	#	Ζεὺς]			
Operators	()	[]	+	/	#	=
Elements	<div style="display: flex; justify-content: space-around;"> Ζεὺς Ἥρα Ἐπήκοος, ος, ον Κύριος, α, ον </div>							
Divine Powers	1							

#1

Formula ?	([Κύριος, α, ον	#	Ζεὺς]	+	Ἥρα	#	
Operators	()	[]	+	/	#	=		
Elements	<div style="display: flex; justify-content: space-around;"> Ζεὺς Ἥρα Ἐπήκοος, ος, ον Κύριος, α, ον </div>									
Divine Powers	1									

#1

Formula ? ([Κύριος, α, ον # Ζεύς] + Ἡρα) #

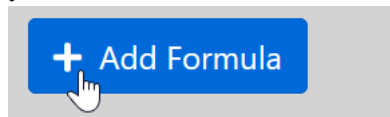
Επήκοος, ος, ον

Operators () [] + / # =

Elements Ζεύς Ἡρα Επήκοος, ος, ον Κύριος, α, ον

Divine Powers 1

If a second formula is to be considered, add another *Formula Field* and fill it in. Place the formula that you view as most valid in the first position.



2.11.2 Number of divine powers

This field indicates the number of identifiable divine powers in a given onomastic sequence, regardless of the number of elements associated with them.

When more than one formula and different numbers of divine powers are registered, only the first registration will be taken into account for queries.

The **groups** designated as such (e.g.: “the other gods”) are **counted as a single divine power**.

#1

Formula ? ([Κύριος, α, ον # Ζεύς] + Ἡρα) #

Επήκοος, ος, ον

Operators () [] + / # =

Elements Ζεύς Ἡρα Επήκοος, ος, ον Κύριος, α, ον

Divine Powers 2

2.11.2.1 Some examples

- God A qualified as B and god C: 2 powers
E.g.: *IG II³.4*, 1010: Δήμητρι Χλόηι και Κόρηι
- God A and God B qualified as C: 2 powers
E.g.: *I.Portes du désert* 65: Ἴσιδι και Ἡραϊ θεαῖς μεγίσταις
- All the gods of place D: 1 power
E.g.: *KAI* 10, l. 16: ᾽t pn kl ᾽ln g[bl]
- God A qualified as B and god C and all the gods of place D: 3 powers
E.g.: *KAI* 9, B, l. 5: wb᾽l ᾽dr wb᾽lt wkl ᾽[l]
- God A qualified as B and [..., with a not preserved list] 1 power
E.g.: *I.Erythrai Klazomenai* 201, col. B, l. 10-11: [- - - κ]αὶ Διὸς Ὑπάτου | [καὶ - - -]
- All gods (and all goddesses): 1 power
E.g.: *I.Kourion*, 63, l. 1: [θ]εοῖς πᾶσι

- God A who is also god B (equivalence)

1 power

E.g.: *I.Thèbes Syène* 303, l. 7: Χνούβει τῶι καὶ Ἄμμωνι

- God A juxtaposed with god B: the author of the form decides whether it indicates two ways of addressing one same power with a double name (in this case $A = B \Rightarrow 1$) or a case of asyndetic construction (to be interpreted as $A + B \Rightarrow 2$).

E.g.: *CGRN* 52, col. B, l. 11-12: Ἀρτέμιδι Ἐκάτει

If you are not able to quantify the divine powers, leave the field empty.

3 Element

The element is **the minimal “unit of meaning”** within the testimony. It is a semantic and non-grammatical category.

Register as one single element:

- a word: noun, adjective, participle.
Articles, prepositions and suffixes are not considered as elements. They sometimes accompany elements (e.g.: ἐν Κῆποις): for more details on how to register them, see *Element in context* (*supra* 2.9.3) and Absolute form (*infra* 3.2.1).
- a clause: that is, a syntactic unit constructed around a verb/participle.
E.g.: bryk šmh l'lm', “Blessed be is name for all eternity”.

There is **an exception in Greek**: nominal or verbal clauses constructed on substantivised participles are recurrent in onomastic sequences; when these participles are registered as substantives with a specific entry in dictionaries (*LSJ*), the onomastic sequence may be “cut” into two or several elements: e.g.: Ἀθηνῶν μεδέουσα is registered not as a single element, but as two elements (Ἀθῆναι and Μεδέων, Μεδέουσα).

Before creating a new element, check if it is already registered by scrolling down the *Elements List*. **If not, create it** (*Create Element*) and fill in the form according to the procedure indicated below.

ID	Absolute form	Nature	Translations	Category	Created	Edited	Translate in	Actions
#55 (v9)	'dr	Adjective	Mighty Great Addir	Praise War / Violence	2019-07-16 18:54:06 MB	2020-06-06 16:43:30 CB		View

3.1 Translate in

This field indicates whether a translation is required. In this case, do not uncheck the boxes corresponding to the language/languages to be translated.

E.g.: *French* is checked to indicate that the form:

- drafted in English, requiring translation into French;
- drafted in French, requiring a verification.

Translate in : French English

3.2 Element description

Register the element without article, preposition, suffix, etc.

3.2.1 Absolute form

Lemmatization follows different rules according to the language.

For Greek, register using the Greek alphabet and:

- follow the LSJ to enter the lemma of the element, in a “standardised” form, that is, in Ionic-Attic/Koine;
- for adjectives, enter a dictionary-type lemma (masculine, feminine, neutral);
E.g.: Ἀγρότερος, α, ον
- for substantives, enter the masculine and the feminine equivalent, if it exists (separating them with a comma);
E.g.: Σωτήρ, Σώτειρα

When the element contains a verbal form, lemmatize the verbal form in the first person singular, in the present simple tense. However, some Greek participles, substantivised and/or recurrent in the onomastic sequences are treated as substantives (e.g.: μεδέων, μεδέουσα). These words are normally the object of a separate entry in dictionaries (LSJ).

E.g.: CGRN 104, l. 36-37: Ἀπόλλωνι Τελεμεσσοῦ μεδέοντι
Create (among others) the element Μεδέων, Μεδέουσα.

For Semitic languages, use the corresponding roots, in accordance with *DNWSI* (J. Hoftijzer - K. Jongeling, *Dictionary of North-Western Semitic Inscriptions*, I-II, Leiden, 1995).

When the element contains a verbal form, included a participle, lemmatize the verbal form.

If you are unable to find the root (and the element which derives from it) in the *DNWSI*, use other dictionaries in the different relevant Semitic languages:

- Aramaic: <http://cal.huc.edu/noframeindex.html>
- Hebrew: L. Koehler – W. Baumgartner – J.J. Stamm, *Hebrew and Aramaic Lexicon of the Old Testament* (HALOT), I-II, Leiden 2001.
- Phoenician and Punic: C.R. Krahmalkov, *Phoenician – Punic Dictionary* (OLA 90), Leuven 2000.
- R.S. Tomback, *A Comparative Semitic Lexicon of the Phoenician and Punic Languages* (SBL Dissertation Series 32), Missoula MT 1978.

Recording according to the roots implies that only the masculine singular form is lemmatized.

E.g.: KAI 7, l. 3-4: lbʿlt gbl . ʾdtw

The lemmas corresponding to the forms bʿlt and ʾdt are bʿl (Baal / Baal; Maître / Master) and ʾdn (Seigneur / Lord).

E.g.: H 25, l. 2: mrn wmrtn wbrmryn wbʿšmyn ʾlhʾ rbʾ

The lemmas: mr for mrn and mrt; br and mr for brmryn; bʿl and šmym for bʿšmyn.

For both languages, separate the different forms registered under the same lemma by the sign “ / ”.

E.g.: Διόσκοροι / Διόσκουροι; bʿby / bby

Absolute form

B I U ☒ | x₂ x² | IFAO | ʔ š š š ʾ ʾ h

bʿl

3.2.2 Beta Code

This field is only relevant for Greek. It is mandatory.

The transcription **is always in upper case**.

Do not enter diacritical marks (smooth or rough breathings, accents, etc.) or the subscript Iota.

E.g.: Πατρῴος, α, ον -> PATRWOS, A, ON (and not PATRWIOS, A, ON).

Absolute form	<input type="button" value="B"/> <input type="button" value="I"/> <input type="button" value="U"/> <input type="button" value="S"/> <input type="button" value="x₂"/> <input type="button" value="x²"/> <input type="button" value="IFAO"/> <input type="button" value="t"/> <input type="button" value="s"/> <input type="button" value="š"/> <input type="button" value="ś"/> <input type="button" value="’"/> <input type="button" value="‘"/> <input type="button" value="h"/>
	Πατρῶος, α, ον
Beta Code	<input type="text" value="PATRWOS, A, ON"/>

Alpha	A
Beta	B
Gamma	G
double gamma:	GG (not NG)
gamma kappa:	GK (not NK)
Delta	D
Digamma	V
Epsilon	E
Zeta	Z
Eta	H
Theta	Q
Iota	I
Kappa	K
Lambda	L
Mu	M
Nu	N
Ksi / Xi	C
Omicron	O
Pi	P
Rho	R
Sigma (median, final, lunar)	S
Tau	T
Upsilon	U
Phi	F
Chi	X
Psi	Y
Omega	W

3.2.3 Translations

This field is mandatory. Register one or more translations. To add a translation, click on the button + *Add a translation*.

Avoid etymological speculations. The initial letter of the element translation is in uppercase.

1. For adjectives and substantives lemmatized in masculine and feminine, only provide the translation for the element in masculine.
2. For the translation into French/English:
 - Follow the current translations:

E.g.: Ἥρα > Héra / Hera; Δημήτηρ > Déméter / Demeter; Ἀρχηγέτης > Archégète / Archegetes; Δελφίνιος > Delphinien / Delphinian; Μουσηγέτης > Musagète / Musagetes: Ἄστρτ > Astarté / Astarte.

- Otherwise, register the transliteration of the element:

E.g.: Χρυσάνθη > Chrusanthê / Chrusanthe; Krntryš > Krntryš.

3. For elements relating to divinities which have a **transparent meaning**, e.g. Helios or Shamash, provide both the usual form of the element (“Helios”, “Shamash”) and its literal translation (“Sun”).

E.g.: Ἥβη > 1st trans.: Hebe; 2nd trans. Youth.

4. When several vocalisations/restitutions are possible, register them side by side, separating them with the sign “ / ”, with a space before and after.

E.g.: Tanit / Tinit / Tinnit.

5. Translation/transliteration rules for Semitic:

- *waw* in vowel position = u (and not ou); for example: Eshmun;
- *shin* = sh;
- neither *ayin* nor *aleph*; for example: Baal, and not Ba'al;
- the *fricative* “p” = ph; for example: Shadrappa;
- no diacritical mark for emphatics;
- no accents to show a long or short vowel.

The screenshot shows a registration form with two columns: French and English. Under the French column, there are two rows: #1 with the value 'Baal' and #2 with the value 'Maître'. Under the English column, there are two rows: the first with 'Baal' and the second with 'Master'. Each row has a red trash icon to its right. At the bottom left of the form is a blue button with a plus sign and the text '+ Add Translation'.

3.2.4 Nature

Fill in this field only for Greek and Semitic words (not Latin, Assyrian, etc.).

This field is a list of the element’s grammatical categories. Only one choice is possible. It is not mandatory. Begin typing the name of the nature or scroll down the list.

The screenshot shows a dropdown menu for the 'Nature' field. The menu is open, showing a search bar at the top with the placeholder text 'Select a value (type text to filter)'. Below the search bar is a list of grammatical categories: Adjective, Adverb, Clause, Preposition, Pronoun, Substantive / Noun phrase, and Undetermined. The 'Adjective' option is highlighted in blue, and a mouse cursor is pointing at it.

3.2.5 Invariant categories

Select up to 3 semantic categories linked to the **element regardless of the context in which it is used.**

Begin typing the category or scroll down the list.

For elements whose meaning is unknown, select *Uncertain*.

For “theonyms”, leave the field empty.

3.3 References to other elements

Mark this box if one of the following two possibilities is true:

1) The element is equivalent to another element, that is:

- the element is a heteronym, that is an alternative and exclusive designation, e.g.: Pallas for Athena;
- the element is a dialectal variant, e.g.: Pasios in Dorian for Ktêsios;
- the element has one or several exact equivalent(s) in another language; e.g.: the Phoenician *pp* corresponds, in Greek, to both the adjective Πάφιος, α, ον and to the substantive Πάφος.

Register the element in the field *Heteronymous/By-Form*.

2) The element is built on another, e.g., *Hêraios* built on Hera.

Register the element in the *Built on* field. Do not indicate the etymological derivations; e.g.: Sarapis is not broken down into Osiris and Apis.

3.4 Element location

Register the information regarding the space to which the element – and **only the element** – is connected. It is only relevant for elements linked to the *Toponym* and *Space* categories.

Check the *Location* box; a window will open like in the sections *Source Location* and *Testimony Location*.

- For toponymic elements, register information regarding the place on the name of which the element is built:

E.g.: Ephesus for *Ephesios, a, on*.

- For elements that may refer to several homonymous toponyms (e.g., *lbnn* in Phoenician), **do not register anything**. If these different places have common topographical or functional

characteristics (e.g.: mountain), register this in the *Topographies* and/or *Functions* fields. In the translation of the testimony, if this can be specified, indicate to which precise place it refers.

E.g.: *Idaios, a, on* may refer to Mount Ida in Crete and/or in Troad. If possible, make a choice in the Testimony form). Do not indicate anything in the *Element Location* section. In the *Topographies* field, indicate “Heights (Mountain / Hill / Rock)”.

- For topographical elements or elements referring to a space with specific functions, register the information to which the element refers.

E.g.: Epakrios (“Of the summit”) > *Topographies*: “Heights (Mountain / Hill / Rock)”.
Agoraios (“Of the agora”) > *Functions*: “Public place”.

E.g.: lhdd . krmn (“of the vines”) > *Functions*: “Agriculture”.

E.g.: lgd’ dy ‘yn’ brykt’ (“of the blessed spring”) > *Topographies*: “Spring”, *Functions*: “Cult”; we can even geolocate it: Efqa spring in Palmyra.

In all cases, leave the field *Political Entity* empty.

Apart from these indications, follow the general registration rules:

Mark first the **Existing** box and begin typing the first letters of the location or scroll down the list, then **select the relevant location**.

If the location is not included in the list, mark the **New** box, which opens a full section of fields to be filled in.

3.4.1.1 Real?

Real is checked by default. Uncheck in particular cases where the place is imaginary or ideal (Atlantis, Underworld...).



If the place is real, proceed as follows.

3.4.1.2 Region

This is **the only mandatory field**. If the place from which the (toponymic) element is derived cannot be attributed to any region, select “Undetermined”. If the element refers to a generic space (e.g.: “Of the agora”, “Of the vines”), select “Irrelevant” and go directly to the *Topographies* and *Functions* fields (*infra* 3.3.1.6.).

Begin typing the name of the region or scroll down the list.

3.4.1.3 Sub-region

The *Sub-regions* are divisions of the *Regions*.

Begin typing the name of the sub-region or scroll down the list.

3.4.1.4 Place

Register here the name of the ancient place (or modern, failing this; optionally both separated by /) from which the (toponymic) element derives.

Places georeferenced as towns, villages, but also rural sites and localities, are considered *Places*.

E.g.: the sanctuary of Hosn Suleiman/Baetocece in Syria, which is georeferenced as a place in Pleiades, will be treated as a place.

However, the archaeological sites of a town must be registered in the field *Site*.

E.g.: Place = Athens -> Sites = Kerameikos, Acropolis...

E.g.: Place = Tyre -> Site: Al Bass.

Verify whether the place is already registered in the database: enter the name of the place and click on *Search in the Database*.

Try several spellings for the place name before creating a new one (when several modern spellings are possible).

The screenshot shows a web form with the following fields and buttons:

- Pleiades Number (Place):** A text input field with a dropdown arrow, a "Search on Pleiades" button, a "Clear" button, and a "View on Pleiades" button. Below it is a help text: "Enter the ID of a Pleiades entry and click the 'Search' button to search on Pleiades. If a result is found, relevant fields will be populated according to its data and locked. Click the 'Clear' button to erase the data, or the 'View' button to open Pleiades with the given ID."
- Name (Place):** A text input field containing "tyr" with a "Search Database" button. Below it is a dropdown menu showing "Tyrus/Col. Septimia Severa" and a help text: "If a single result is found, relevant fields will be populated according to its data".
- Latitude:** An empty text input field.
- Longitude:** An empty text input field.

If the place is already registered in the database, the fields *Region*, *Sub-region*, *Pleiades Number (Place)*, *Name (Place)* and the georeferencing coordinates (*Latitude* and *Longitude*) are automatically registered. Otherwise, enter the place manually and adopt a usual name for the place, by default in English.

Only the *Place* scale is subject to georeferencing. As far as possible, transfer the data from the Pleiades site. Click on the *View on Pleiades* button to access the site, search for the page of the place. Copy its Pleiades ID and paste it in the *Pleiades Number (Place)* field. Then **click on the Search on Pleiades button** and the data will be automatically registered (place name and georeferencing coordinates).

This screenshot is identical to the one above, showing the same form fields and buttons. A mouse cursor is visible over the "View on Pleiades" button.

Search

LiveSearch ↓

- Tyritake
An ancient place, cited:
BATlas 87 K2 Tyritake
- Tyrus/Col. Septimia Severa
The ancient city of Tyrus/Col. Septimia Severa (modern es-Sur on the coast of Lebanon). A UNESCO World Heritage Site, in part because of its "important archaeological remains, mainly from Roman times."
- Tyr(i)aion?
An ancient place, cited:
BATlas 62 G5 Tyr(i)aion?
- Tyrrhenum/Inferum Mare

You are here: [Home](#) → [Ancient Places](#) → [Tyrus/Col. Septimia Severa](#)

■ Tyrus/Col. Septimia Severa

a Pleiades place resource

Creators: E.M. Meyers, J.P. Brown
Contributors: Brady Kiesling, Sean Gillies, Johan Ahlfeldt, Jeffrey Becker, W. Röhlig, Tom Elliott, H. Kopp, DARMC, R. Talbert, B. Siewert-Mayer, Francis Deblauwe, Eric Kansa
Copyright © The Creators. Sharing and remixing permitted under terms of the Creative Commons Attribution 3.0 License (cc-by).
Last modified Apr 07, 2020 07:05 PM — History

tags: dare:ancient=1, dare:major=1, dare:feature=major settlement, UWHS

The ancient city of **Tyre** (modern es-Sur on the coast of Lebanon). A UNESCO World Heritage Site, in part because of its "important archaeological remains, mainly from Roman times."

Canonical URI for this page:

<https://pleiades.stoa.org/places/678437>

Representative Point (Latitude, Longitude):

33.2698475, 35.2038435

■ Locations:

- DARMC location 6402 (550 BC - AD 640)
- DARE Location (550 BC - AD 640)



Pleiades Number (Place)

Enter the ID of a Pleiades entry and click the "Search" button to search on Pleiades. If a result is found, relevant fields will be populated according to its data and locked. Click the "Clear" button to erase the data, or the "View" button to open Pleiades with the given ID.

Pleiades Number (Place)

Name (Place)

Enter a City name and/or a Pleiades number, then click the "Search database" button to search the database. If a single result is found, relevant fields will be populated according to its data

Latitude

Longitude

If the place is not included in Pleiades, register the modern name and its GPS coordinates using Google Maps: <https://www.gps-coordinates.net>, according to the model adopted by Pleiades, with **multiple decimals**: enter the latitude and the longitude in the separate fields.

E.g.: Ur

Latitude: 30.963056

Longitude: 46.103056.

If necessary, transcribe the modern toponym in transliteration, without using special characters: use the following corresponding table for Semitic toponyms:

- waw in vowel position = u; e.g.: Umm el Amed;

- shin = sh;
- neither 'ayin nor 'aleph; e.g.: Baal, and not Ba'al;
- the fricative "p" = ph; e.g.: Aphqa;
- no diacritical mark for emphatics;
- no accent to show a long or short vowel.

3.4.1.5 Site

The divisions of the *Places* are considered *Sites*. E.g.: necropolis, agorae, quarters, sanctuaries...

Indicate the site where the document was discovered. If it is registered by the Pleiades site, proceed as with the place. For the site, register only the Pleiades ID and the name, without the georeferencing coordinates. Otherwise, enter its usual name manually (by default, in English).

Never register a *Site* without a *Place*.

Name (Place)	<input type="text" value="Athenae"/>	Search Database
<small>Enter a City name and/or a Pleiades number, then click the "Search database" button to search the database. If a single result is found, relevant fields will be populated according to its data</small>		
Latitude	<input type="text" value="37.9751765"/>	
Longitude	<input type="text" value="23.7263452"/>	
Pleiades Number (Site)	<input type="text" value="638356144"/>	Search on Pleiades Clear View on Pleiades
<small>Enter the ID of a Pleiades entry and click the "Search" button to search on Pleiades. If a result is found, relevant fields will be populated according to its data and locked. Click the "Clear" button to erase the data, or the "View" button to open Pleiades with the given ID.</small>		
Name (Site)	<input type="text" value="Acropolis of Athens"/>	

3.4.1.6 Topographies and Functions

- Topographies: register the notable topographic characteristics of the place and/or site.
- Functions: register the notable functional characteristics of the place and/or site.

These fields are drop-down lists. They are not mandatory. Several choices are possible.

Select the relevant qualification(s) from the list.

Topographies	<input type="text"/>
Functions	<input type="text"/>
Commentary (FR)	<div style="border: 1px solid #ccc; padding: 5px;"> <ul style="list-style-type: none"> Cave Desert Heights (Mountain / Hill / Rock) <li style="background-color: #007bff; color: white;">Island Isthmus Lake Mouth </div>

The screenshot shows a web interface with a sidebar on the left containing 'Functions', 'Commentary (FR)', and 'Commentary (EN)'. A dropdown menu is open, listing various categories: Associative, Crafts / Trade, Cult (highlighted in blue with a mouse cursor), Extraction, Fishing / Hunting, Funeral, Health, and Household.

3.5 Bibliography

The screenshot shows the 'BIBLIOGRAPHY 1' section of the interface. It includes a 'Reference #1' label with a 'Delete' button. Below this, there are radio buttons for 'New' and 'Existing'. A search box with the placeholder 'Select a value (type text to filter)' is present. There is also an 'Element Reference' input field. At the bottom, there is a blue button labeled '+ Add Bibliographic Reference'.

This section allows you to register the bibliographic references for a given element, for example, in terms of its translation, its etymology, etc. It is not mandatory. Prioritise essays relating to the element as such over those regarding a specific occurrence.

3.5.1 Reference # 1, 2, 3...

Fill in the fields regarding the first reference (Reference # 1). If necessary click on *Add a Bibliographic Reference*: a second registration field will open (Reference # 2) to be filled in, and so on.

3.5.2 General rules

- Indicate the initial of the first name, several letters if necessary.
- No quotation marks for the titles of articles.
- Use italics for the full titles of books and journals; no italics for the short title.
- Indicate the place of publication in the language of the book.

3.5.3 Bibliographic references: full references

3.5.3.1 Monography/book

Surname N., *Title* (Collection No.), Place, date

E.g.: Paul S., *Cultes et sanctuaires de l'île de Cos* (Kernos Supplément 28), Liège, 2013.

E.g.: Pirenne-Delforge V., Pironti G., *L'Héra de Zeus: Ennemie intime, épouse définitive*, Paris, 2016.

3.5.3.2 Article/contribution in a collective book

Surname N., Title of the article, in N. Surname, N. Surname (ed.), *Title of the collective book*, Place, date, xx-xx.

When there are more than two editors, use *et al.* after the name of the first editor.

Indicate the editors and directors by (ed.) (without accent, even in French).

E.g.: Brulé P., Le polythéisme en transformation: les listes de dieux dans les serments internationaux en Grèce antique (V^e-II^e siècles), in N. Belayche *et al.* (ed.), *Nommer les Dieux: théonymes, épithètes, épiclèses dans l'Antiquité* (Recherches sur les rhétoriques religieuses 5), Turnhout, 2005, 143-173.

3.5.3.3 Journal article

Surname N., Title of article, *Short title of the journal* no., date, xx-xx.

E.g.: Parker R., The Problem of the Greek Cult Epithet, *OAth* 28, 2003, 173-183.

E.g.: Robertson N., Poseidon's Festival at the Winter Solstice, *CQ* 34.1, 1984, 1-16.

Use the journal abbreviations from [l'Année Philologique](#), the [German Archaeological Institute](#) or the [Institut Français d'Archéologie Orientale](#). Give the full title if an abbreviation does not exist.

3.5.4 Bibliographic references: short references

The recorded data automatically generate by concatenation a short reference.

<i>Id_biblio</i> (auto.)	<i>Short title</i>	<i>Full title</i>	<i>Year</i>	<i>Author</i>
1	Cult Epithet	Parker R., The Problem of the Greek Cult Epithet, <i>OAth</i> 28, 2003, 173-183	2003	Parker

That automatically results in: Parker, Cult Epithet (2003).

For the *Short Title*, select up to 5 words.

Surname, Short title (date).

E.g.: Paul, Cultes et sanctuaires de Cos (2013).

Brulé, Polythéisme en transformation (2005).

Parker, Cult Epithet (2003).

- In case of two authors:

Surname & Surname, Short title (date).

E.g.: Pirenne-Delforge & Pironti, Héra (2016).

- In case of more than two authors:

Surname et al., Short title (date).

E.g.: Belayche et al., *Nommer les dieux* (2005).

3.6 Commentary (FR/EN)

This double free text box, in French and English is used to add information on the element out of context, independently from the sources where it is used. Comments specifically linked to particular occurrences are registered in the *Commentary* section of the *Testimony* form

If it is **not possible** to translate into one of the two languages, or if a comment requires proofreading, **leave the checks** in the box(es) *Translate in French/English*, at the top of the form.

For all bibliographic references,

- quote bibliographic references mentioned in the *Element Bibliography* section (*supra* 3.5) as follows: Name of author (date) / (Name of the author date), or Name of the editor (Short title of the corpus) / (Name of the editor, Short title of the corpus).
- E.g.: For this element, cf. Yon (IGLS).

- **register** any other reference which is not mentioned in the *Element Bibliography* section (*supra* 3.5) **in the Bibliography form** (*infra* 4; after checking that they are not already registered there) and quote them as follows: Author, Short title (date).
E.g.: On this point, see Bonnet, Enfants de Cadmos (2015), p. xxx-xxx.

4 Bibliography

4.1 Bibliography form

This form allows you to create a new reference using the *Create bibliographic reference* button.

Bibliography

Create Bibliographic Record
Clear filters
Export as CSV file

Search :

Display 10 items per page

ID	Type	Author	Year	Short Title	Full Title	Usage	Actions
#1388	Bibliographic	H. Seyrig	1933	Seyrig, Les monuments de culte, 1933	H. Seyrig, Les monuments du culte de Bêl et de Ba'alshamin, Syria 14 (1933)	1 Sources 0 Elements	View
#1387	Bibliographic	J. Naveh	2009	Naveh, West-Semitic Epigraphy, 2009	J. Naveh, Studies in West-Semitic Epigraphy, Jerusalem, 2009	1 Sources 0 Elements	View

4.2 Corpus

This field allows you to indicate whether the registered reference is a corpus/collection/bulletin/repertory or a “classic” bibliographic reference (book or article). Corpus and bibliographic references **are differentiated by the abbreviation system of the title**.

- The corpus/collection/etc. are registered with a short title.

Corpus

Short Title

B
I
U
S
x₂
x²
IFAO
t
s
š
ś
'
`
h

I.Delta

Full Title

B
I
U
S
x₂
x²
IFAO
t
s
š
ś
'
`
h

Bernand A., Le delta égyptien d'après |

A list of full and short titles of the main epigraphic corpus is pre-registered. To enter other references, fill in the two fields: short title, full title. Follow the abbreviations system in use : for Greek epigraphy, use the *GrEpiAbbr* list: <https://aiegl.org/grepiabbr.html>).

- The other bibliographic references are registered with Author, Title (date). Fill in the four fields: short title, full title, author, date.

Corpus

Short Title

Polythéisme en transformation

Full Title

Brulé P., Le polythéisme en transformation : les listes de dieux dans les serments internationaux en Grèce antique (V^e-II^e siècles), in N. Belayche *et al.* (ed.), *Nommer les Dieux : théonymes, épithètes, épicleses dans l'Antiquité* (Recherches sur les rhétoriques religieuses 5), Turnhout, 2005, 143-173.

Year

Author

4.3 Layout of bibliography

Indicate the initial of the first name, several letters if necessary.

No quotation marks for the titles of articles.

Use italics for the full titles of books and journals; no italics for the short title.

Indicate the place of publication in the language of the book.

4.3.1 Bibliographic references: full references

4.3.1.1 Monography/book

Surname N., *Title* (Collection No.), Place, date

E.g.: Paul S., *Cultes et sanctuaires de l'île de Cos* (Kernos Supplément 28), Liège, 2013.

E.g.: Pirenne-Delforge V., Pironti G., *L'Héra de Zeus: Ennemie intime, épouse définitive*, Paris, 2016.

4.3.1.2 Article/contribution to a collective book

Surname N., Title of the article, in N. Surname, N. Surname (ed.), *Title of the collective book*, Place, date, xx-xx.

When there are more than two editors, use *et al.* after the name of the first editor.

Indicate the editors and directors by (ed.) (**without accent, even in French**).

E.g.: Brulé P., Le polythéisme en transformation: les listes de dieux dans les serments internationaux en Grèce antique (V^e-II^e siècles), in N. Belayche *et al.* (ed.), *Nommer les Dieux: théonymes, épithètes, épicleses dans l'Antiquité* (Recherches sur les rhétoriques religieuses 5), Turnhout, 2005, 143-173.

4.3.1.3 Journal article

Surname N., Title of article, *Short title of the journal no.*, date, xx-xx.

E.g.: Parker R., The Problem of the Greek Cult Epithet, *OAth* 28, 2003, 173-183.

E.g.: Robertson N., Poseidon's Festival at the Winter Solstice, *CQ* 34.1, 1984, 1-16.

Use the journal abbreviations from [l'Année Philologique](#), the [German Archaeological Institute](#) or the [Institut Français d'Archéologie Orientale](#). Give the full title if an abbreviation does not exist.

4.3.2 Bibliographic references: short references

The recorded data automatically generate by concatenation a short reference.

<i>Id_biblio</i> (auto.)	<i>Short title</i>	<i>Full title</i>	<i>Year</i>	<i>Author</i>
1	Cult Epithet	Parker R., The Problem of the Greek Cult Epithet, <i>OAth</i> 28, 2003, 173-183	2003	Parker

That automatically results in: Parker, Cult Epithet (2003).

For the *Short Title*, select up to 5 words.

Surname, Short title (date).

- E.g.: Paul, Cultes et sanctuaires de Cos (2013).
- Brulé, Polythéisme en transformation (2005).
- Parker, Cult Epithet (2003).

- In case of two authors:

Surname & Surname, Short title (date).

- E.g.: Pirenne-Delforge & Pironti, Héra (2016).

- In case of more than two authors:

Surname et al., Short title (date).

- E.g.: Belayche et al., Nommer les dieux (2005).

<i>Id_biblio</i> (auto.)	<i>Titre abrégé</i>	<i>Titre complet</i>	<i>Année</i>	<i>Auteur</i>
1	Cult Epithet	Parker R., The Problem of the Greek Cult Epithet, <i>OAth</i> 28, 2003, 173-183	2003	Parker

4.3.3 Corpus: full and short titles

A list of full and short titles of the main epigraphic corpus is pre-registered. To enter other references, fill in the two fields: short title, full title. Follow the abbreviations system in use : for Greek epigraphy, use the *GrEpiAbbr* list: <https://aiegl.org/grepiabbr.html>).

Annex 1: The Clone function



The clone function allows you to create new *Sources* or *Testimonies* from data that is already recorded. It is particularly useful when working on series of documents that are very similar (e.g.: the dedications from the tophet of Carthage).

It is possible to clone only a *Source*, only a *Testimony* or both.

Use this procedure very carefully due to the risk of entering errors and/or duplications into the database.

Clone the Source

Use this function when working on a series of similar Sources from the same context.

All the fields, except the *Testimony*, are automatically cloned.

E.g.: 20 dedications found in the sanctuary of Apollo Hylates, in Cyprus.

Go to the Sources List. Choose the Source to be cloned and click on “Clone”.

Sources List										
Create Source		Clear filters		Export as CSV file						
Display	10	items per page		Search :						
ID	Category	Types	Languages	Origin	Dating	Edition	Reference	Created	Edited	Actions
ERC MAP Project #2547 (v4)	Epigraphy	Boundary	Greek	Inland Greece	100 / 200	IG II ³ .4	1876	2020-05-28 12:50:17 SL	2020-06-17 17:26:34 SL	Testimonies View Edit Delete Clone

Carefully check the relevance of all data and modify it accordingly.

E.g.: the *Dating* may vary from one document to another.

Fill the *Testimony* field following the normal procedure (*supra* 1.9).

Clone a Testimony from the same source

Use this function when a source contains several similar *Testimonies*. All the fields, except the *Formula*, will automatically be cloned.

E.g.: in the sacrificial calendar of the Marathonian Tetrapolis (CGRN 56), two sacrifices to *Gê epi tôi manteiôï* are mentioned.

Testimonies List

[Create Testimony](#)
[Clear filters](#)
[Export as CSV file](#)

Display items per page Search:

ID ↑↓	Edition ↑↓	Reference ↑↓	Passage ↑↓	Transliteration ↑↓	Validation ↑↓	Created ↑↓	Edited ↑↓	Translate in ↑↓	Actions
ERC MAP Project #3682 (v2) (S#2764)	IG II ³ .1	983	I. 7-9	tôi te A- pollóni tòi Prostatêriôi kai tei Artemidi tei Boulaiai kai t[fo]- is allois theois hois patrion ên	Completed	2020-06-18 16:13:38 SL	2020-06-18 16:15:38 SL	English	Elements View Edit Delete Clone

Carefully check the accuracy of all copied data and modify it accordingly.
Add the formula in the last field of the form (*supra* 2.11).

Clone Source and Testimony

Use this function when working on similar *Sources* (origin, dating, typology, etc.) that contains identical or very similar *Testimonies*.

Register first manually, following the usual procedure, a first *Source* and a first *Testimony*.

Then clone the *Source* first, from the *Sources List*.

Sources List

[Create Source](#)
[Clear filters](#)
[Export as CSV file](#)

Display items per page Search:

ID ↑↓	Category ↑↓	Types ↑↓	Languages ↑↓	Origin ↑↓	Dating ↑↓	Edition ↑↓	Reference ↑↓	Created ↑↓	Edited ↑↓	Actions
ERC MAP Project #2547 (v4)	Epigraphy	Boundary	Greek	Inland Greece	100 / 200	IG II ³ .4	1876	2020-05-28 12:50:17 SL	2020-06-17 17:26:34 SL	Testimonies View Edit Delete Clone

Let the *Testimony* field empty and register the *Source* that you have just created.

TESTIMONIES 1 ? HELP

Testimony #1 Delete

Passage

With restitution

B I U ☒ |
 x₂ x² |
 IFAO |
 t ş ş ş ' ' h

[+ Add Testimony](#)

[Save](#)
[Save & Close](#)
[Exit](#)

Then, go to the *Testimonies List* and clone the relevant *Testimony*.

Testimonies List

[Create Testimony](#)
[Clear filters](#)
[Export as CSV file](#)

Display items per page Search:

ID ↑↓	Edition ↑↓	Reference ↑↓	Passage ↑↓	Transliteration ↑↓	Validation ↑↓	Created ↑↓	Edited ↑↓	Translate in ↑↓	Actions
ERC MAP Project #3682 (v2) (S#2764)	IG II ³ .1	983	I. 7-9	tôi te A-pollóni tòi Prostatêriôi kai tei Artemidi tei Boulaiai kai t[ō]-is allois theois hois patrion ên	Completed	2020-06-18 16:13:38 SL	2020-06-18 16:15:38 SL	English	Elements View Edit Delete Clone

Connect this *Testimony* to the previously cloned *Source*.

Choose the source for which to create a Testimony

Display items per page Search:

ID ↑↓	Category ↑↓	Types ↑↓	Languages ↑↓	Origin ↑↓	Dating ↑↓	Edition ↑↓	Reference ↑↓	Created ↑↓	Edited ↑↓	Actions
ERC MAP Project #2764 (v1)	Epigraphy	Decree Honorific	Greek	Inland Greece	-259 / -259	IG II ³ .1	983	2020-06-18 16:07:36 SL	2020-06-18 16:07:36 SL	✓ Choose
ERC MAP Project #2763 (v2)	Epigraphy	Decree Honorific	Greek	Inland Greece	-141 / -140	Agora XV	180	2020-06-18 15:30:02 SL	2020-06-18 16:00:26 SL	✓ Choose

Accurately check the accuracy of all data in all the cloned fields; modify accordingly. Add the formula in the last field of the form.

Annex 2: Rules for the definition of geographic entities

We have adopted the boundaries of the Roman provinces in the extension of the Empire around 117 CE (Trajan-Hadrian era), with some modifications, notably to include the spaces outside of the boundaries of the Roman Empire.

1. Regions

1.1 Regions corresponding to a Roman province

- Cyprus
- Corsica and Sardinia
- Sicily (and Malta)

1.2. Regions corresponding to the grouping of several Roman provinces

- North Africa
Mauretania (Tingitana and Caesariensis) + Africa Proconsularis (including Numidia, created under Septimius Severus) + Cyrenaica (without Crete)
- Balkan and Danube region
Raetia + Noricum, Pannonia (Superior and Inferior), Dalmatia, Dacia, Moesia (Superior and Inferior), Thrace
- Asia Minor
Asia + Bithynia-Pontus + Lycia + Galatia + Cilicia + Galatia-Cappadocia
- Gaul and Germania
Gaul (Narbonensis, Aquitania, Lugdunensis, Belgica) + Germania (Superior and Inferior)
- Inland Greece
Macedonia + Epirus + Achaea
- Aegean Islands
Crete + Aegean Islands
- Iberian Peninsula
Baetica + Lusitania + Tarraconensis
- Italic Peninsula
Italy + Alps (Graiae and Poeninae, Cottiae, Maritimae)

1.3 Regions that group together spaces inside and outside of the Roman Empire

- Egypt and Nubia
- British Isles
- Near East

1.4 Regions outside of the Roman Empire:

- Central Asia
- Black Sea (northern coast)

3. Sub-regions

The definition of sub-regions uses that of the Roman provinces around 117 CE (Trajan-Hadrian era), with the exception of:

- *Inland Greece, Asia Minor, Aegean Islands*: the sub-regions are those included in the regions *Greece, Asia Minor* and *Aegean* of the *SEG*: consequently, whatever the size, each island (Aegean or Ionian) corresponds to a sub-region;

- *Italic Peninsula*: the sub-regions correspond to the 11 Augustan *regions* (cf. Nicolet C., *L'origine des regiones Italiae augustéennes*, *CCG 2*, 1991, 73-97); however, the Alps (Graiae and Poeninae, Cottiae, Maritimae) are regrouped into one single sub-region (*Alps*).

- *Egypt and Nubia*: besides Upper and Lower Egypt, this region includes as sub-regions, on the one hand, Nubia for the spaces located upstream of the island of Philae, and, on the other hand, the eastern and western Deserts regrouped in one and the same region.

Annex 3: List of database categories

Les mots-clés et exemples fournis pour définir et expliciter les catégories n'ont pas vocation à être exhaustifs ; ils sont **exemplatifs**.

The keywords and examples provided to define and explain the categories are not intended to be exhaustive; **they are illustrative**.

Catégorie de Source / Source Category and Types de Source / Source Types (Table Source / Source Table)

Les champs « Catégorie de Source » et « Types de Source » proposent, en deux temps, du plus général au plus spécifique, une typologie des Sources contenant des Attestations de séquences onomastiques divines.

The fields “Source Category of” and “Source Types” propose, in two steps, from the most general to the most specific, a typology of Sources containing Attestations of divine onomastic sequences.

Chaque source appartient à une « Catégorie de Source ».

Each source belongs to one “Source Category”.

Catégorie de Source	Source Category
Épigraphie	Epigraphy
Glyptique	Glyptic
Numismatique	Numismatics
Paypyrologie	Papyrology
Tradition manuscrite	Manuscript Tradition

Seules deux « Catégories de Source », « Épigraphie » et « Papyrologie », proposent un choix entre divers « Types de Source », qui peuvent être combinées si nécessaire.

Ex. : une inscription sur une statue honorifique dédiée à une divinité : « Dédicace » et « Honorifique ».

Only two “Source Categories”, “Epigraphy” and “Papyrology”, offer a choice between different “Source Types”, which may be combined if necessary.

E.g.: an inscription on an honorific statue dedicated to a deity: “Dedication” and “Honorific”.

Les options « Autre », « Indéterminé », « Champ vide » répondent aux cas suivants :

The options “Other”, “Unspecified”, “Blank Field” respond to the following situations:

<i>Autre</i>	<i>Type de source connu mais absent de la liste (car très rare)</i>
<i>Indéterminé</i>	<i>Type de source peu clair, indécis, imprécis (ex. Fragment)</i>
<i>Champ vide</i>	<i>Aucune information disponible</i>

<i>Other</i>	<i>Source Type known but absent from the list (because very rare)</i>
<i>Unspecified</i>	<i>Unclear, undecided, imprecise Source Type (e.g.: Fragment)</i>
<i>Blank field</i>	<i>No information available</i>

Catégorie de Source Epigraphie	Source Category Epigraphy
« Épigramme » est absent de la liste. - si elle est votive/dédicatoire : <i>Dédicace</i> - si elle est funéraire : <i>Funéraire</i> ; etc. - cocher <i>Prose</i> ou <i>Poésie</i> dans la table <i>Attestation</i> .	“Epigram” is absent from the list. - if it is a votive/dedicatory epigram: <i>Dedication</i> - if it is a grave epigram: <i>Funerary</i> ; etc. - select <i>Prose</i> or <i>Poetry</i> of the table <i>Testimony</i> .
Types de Source	Source Types
Acclamation	Acclamation
Acte d'affranchissement	Manumission
Apotropaïque	Apotropaic
Bénédictio	Blessing
Borne : inclut les bornes de propriétés, hypothécaires, de distance, etc.	Boundary: includes properties boundaries, security or distance markers, etc.
Calendrier	Calendar
Commémoratif	Commemorative
Compte	Account
Construction	Building
Contrat	Contract
Décret	Decree
Dédicace	Dedication
Défixion	Defixio
Exercice scolaire	School exercise
Funéraire : épitaphes (en prose ou en vers)	Funerary: epitaphs (metric or in prose)
Graffiti	Graffiti
Honorifique : décret autant que dédicace ; peut donc être combiné avec ces deux types	Honorific: decree as well as dedication; can thus be combined with these two types
Inventaire	Inventory
Label / Appartenance : toute indication (généralement brève) de propriété ou d'attribution, sur un objet, un outil, un siège, etc.	Label / Ownership: any (usually brief) indication of ownership or attribution, on an object, a tool, a seat, etc.
Loi	Law
Légende : explications de ce qui est figuré par une image, p. ex. le nom d'un personnage	Legend: indication of what is depicted on an image, for ex. the name of a figure
Lettre : toute forme de correspondance, entre des particuliers, des collectivités ou des pouvoirs	Letter: any kind of correspondence, whether between individuals, communities or authorities
Liste	List
Malédiction	Curse
Norme rituelle : règlements sacrificiels ou relatifs à la pureté, mais aussi (e.g.) actes ou inventaires de ventes de prêtrises	Ritual norm: regulations regarding sacrifices or purity, but also (e.g.) records or inventories of sales of priesthoods
Oracle	Oracle
Prière / hymne : sans considération de longueur ou de forme (versifiée ou non)	Prayer / Hymn: without any consideration of length or form (metric or in prose)

Prophétie	Prophecy
Proscynème	Proskynema
Règlement : prescription ou interdiction autre qu'un décret, loi, ou norme rituelle	Regulation: any prescription or prohibition other than a decree, a law or a ritual norm
Rescrit	Rescript
Serment	Oath
Traité	Treaty
Catégorie de Source Papyrologie	Source Category Papyrology
Types de Source	Source Types
Amulette	Amulet
Alchimie / Chimie	Alchemy / Chemistry
Biographie	Biography
Astronomie / Astrologie	Astronomy / Astrology
Cadastré	Cadastral register
Botanique / Zoologie	Herbology / Zoology
Calendrier	Agenda
Contrat	Contract
Compte	Account
Chasse et lutte	Hunting and wrestling
Critique littéraire et rhétorique	Literary and rhetorical criticism
Décret / Ordonnance	Decree / Ordinance
Dédicace	Dedication
Divination	Divination
Droit	Law
Exercice scolaire	School exercise
Funéraire	Funerary
Glossaire et liste de mots	Glossary and lists of words
Grammaire et métrique	Grammar and metric
Histoire et géographie	History and geography
Litanie / Hymne	Litanies / Hymn
Livre rituel	Ritual book
Mathématique / Métrologie	Mathematics / Metrology
Médecine	Medecine
Invitation	Invitation
Lettre	Letter
Liste / Inventaire	List / Inventory
Musique	Music
Philosophie	Philosophy
Pétition	Petition
Mythologie / Mythographie	Mythology / Mythography
Reçu	Receipt
Poésie	Poetry
Serment	Oath
Roman	Novel

Règlement	Regulation
Théâtre	Theater
Titulus	Titulus

Langues / Language (Table Source / Source Table)

Ammonite	Ammonite
Araméen ancien (X ^e -VIII ^e s. av. n.è.)	Ancient Aramaic (10th - 8th c. BCE)
Araméen impérial (VII ^e - IV ^e s. av. n.è.)	Imperial Aramaic (7th - 4th c. BCE)
Araméen moyen (III ^e av.- II ^e s. de . n.è.)	Middle Aramaic (3d c. BCE- 2d c. CE)
Araméen tardif (après le III ^e s. de n.è.)	Late Aramaic (after the 3d c. CE)
Assyrien	Assyrian
Babylonien	Babylonian
Carien	Carian
Celtique	Celtic
Édomite	Edomite
Égyptien	Egyptian
Étéochypriote	Eteocypriot
Étrusque	Etruscan
Grec : tous dialectes et systèmes d'écriture	Greek : including all dialects and scripts
Hébreu	Hebrew
Ibérique	Iberian
Latin	Latin
Libyque	Libyan
Louvite	Luwian
Lycien	Lycian
Lydien	Lydian
Mandéen	Mandaean
Moabite	Moabite
Perse	Persian
Phénicien	Phoenician
Phrygien	Phrygian
Pisidien	Pisidian
Punique	Punic

Catégorie de Matériau / Material Category & Matériau / Material (Table Source / Source Table)

Les champs « Catégorie de Matériau » et « Matériau » proposent, en deux temps, du plus général au plus spécifique, une typologie des matériaux dans lesquels sont réalisés les supports des Sources.

The fields “Material Category” and “Material” provide, in two steps, from the most general to the most specific, a typology of the materials in which the Source media are made.

Les options « Autre » ou « Champ vide » répondent aux cas suivants :

The options “Other” or “Blank Field” respond to the following situations:

<i>Autre</i>	<i>(Catégorie de) Matériau connu mais absent de la liste (car très rare)</i>
<i>Champ vide</i>	<i>Aucune information disponible</i>

<i>Other</i>	<i>Material (Category) known but absent from the list (because very rare)</i>
<i>Blank field</i>	<i>No information available</i>

Catégorie de Matériau Céramique	Material Category Ceramic
Matériau	Material
Faïence	Faience
Terre cuite	Terracotta
Terre cuite architecturale	Architectural Terracotta
Catégorie de Matériau Lithique	Material Category Lithique
Matériau	Material
Agate	Agate
Albâtre	Alabaster
Ambre	Amber
Améthyste	Amethyst
Amphibolite	Amphibolite
Argile	Clay
Basalte	Basalt
Calcaire (y compris tuf, pôros)	Limestone (tuff, poros included)
Chrysoprase	Chrysoprase
Cornaline	Carnelian
Diorite	Diorite
Dolérite	Dolerite
Gneiss	Gneiss
Granit	Granite
Grenat	Garnet
Grès	Sandstone
Gypse	Gypsum
Héliotrope	Heliotrope
Hématite	Hematite
Jade	Jade
Jaspe	Jasper
Lapis-lazuli	Lapis-lazuli
Malachite	Malachite
Marbre	Marble
Nicolo	Nicolo
Obsidienne	Obsidian
Onyx	Onyx
Opale	Opal

Prase	Prase
Quarz	Quarz
Ramleh	Ramleh
Saphir	Sapphire
Sarde	Sard
Sardonyx	Sardonyx
Schiste	Schist
Sélénite	Selenite
Serpentine	Serpentine
Turquoise	Turquoise
Catégorie de Matériau Métal	Material Category Metal
Matériau	Material
Argent	Silver
Bronze	Bronze
Cuivre	Copper
Fer	Iron
Laiton	Brass
Or	Gold
Plasma	Plasma
Plomb	Lead
Catégorie de Matériau Os	Material Category Bone
Matériau	Material
Corne	Horn
Ivoire	Ivory
Os	Bone
Catégorie de Matériau Végétal / Organique	Material Category Plant / Organic
Matériau	Material
Bois	Wood
Cire	Wax
Coquillage	Shell
Corail	Coral
Enduit Peint / Stuc	Painted Plaster / Stucco
Œuf	Egg
Papyrus	Papyrus
Parchemin	Parchment
Plâtre	Plaster
Textile	Textile
Catégorie de Matériau Verre	Material Category Glass
Matériau	Material
Verre	Glass

Catégorie de Support / Medium Category & Support / Medium (Table Source / Source Table)

« Catégorie de support » et « Support » proposent, en deux temps, du plus général au plus spécifique, une typologie des objets portant une inscription contenant une séquence onomastique divine.

On enregistre ici la matérialité et la fonction du support. La fonction de l'inscription est renseignée dans l'entrée « Type de Source ».

Ex. : une inscription funéraire gravée sur la façade d'un mausolée : « Funéraire » dans « *Type de Source* » + « Architecture » > « Mur » dans « *Catégorie de support* » > « *Support* ».

“Category of medium” and “Medium” provide, in two steps, from the most general to the most specific, a typology of material objects bearing an inscription containing a divine onomastic sequence.

The registered data relate to the materiality and function of the medium. The function of the inscription is registered in the “Type of Source” field.

E.g.: a funerary inscription engraved on the façade of a mausoleum, “*Funerary*” in “*Source Types*” + “*Architecture*” > “*Wall*” in “*Medium Category*” > “*Medium*”.

Les options « Autre » ou « Champ vide » répondent aux cas suivants :

The options “Other” or “Blank Field” respond to the following situations:

<i>Autre</i>	<i>(Catégorie de) Support connu mais absent de la liste (car très rare)</i>
<i>Champ vide</i>	<i>Aucune information disponible</i>

<i>Other</i>	<i>Medium (Category) known but absent from the list (because very rare)</i>
<i>Blank field</i>	<i>No information available</i>

Catégorie de Support Architecture	Medium Category Architecture
<i>Édifice, partie d'édifice, matériau de construction</i>	<i>Building, part of building, building material</i>
Support	Medium
Architrave	Architrave
Autel	Altar
Banc / Banquette	Bench Couch
Base / Piédestal (y compris de statue, si elle est autonome ; sinon, cf. Effigie)	Base /Pedestal (including base of statue, if it is autonomous ; if not, cf. Effigy)
Bassin	Basin
Bloc	Block
Brique	Brick
Chapiteau	Capital
Colonne	Column
Console	Console
Dalle	Slab
Entablement	Entablature
Escalier	Stairs
Exèdre / Abside / Niche	Exedra / Apse / Niche

Fondation (mur de)	Foundation wall
Fontaine / Puits	Fountain / Well
Fragment	Fragment
Fronton	Pediment
Linteau	Lintel
Montant	Stile
Mosaïque	Mosaic
Mur	Wall
Muraille	City wall
Naïskos	Naiskos
Obélisque	Obelisk
Orthostate	Orthostate
Pavement	Pavement
Pilier	Pillar
Plafond	Ceiling
Podium	Podium
Porte	Door / Gate
Portique	Portico / Stoa
Pylône	Pylon
Pyramide	Pyramid
Seuil	Threshold
Siège / Trône	Seat / Throne
Toit	Rooftop
Tuile	Tile
Catégorie de Support Armement	Medium Category Weaponry
<i>Arme, équipement militaire</i>	<i>Weapon, military equipment</i>
Support	Medium
Balle de fronde	Sling bullet
Bouclier	Shield
Casque	Helmet
Couteau	Knife
Cuirasse	Cuirass
Épée	Sword
Flèche	Arrow
Hache	Axe
Jambière	Greave
Lance	Spear
Massue	Club
Trophée	Trophy
Catégorie de Support Conteneur	Medium Category Container
<i>Réceptacle pour le stockage ou le transport de matières ou d'objets</i>	<i>Tank for solid or liquid goods</i>
Support	Medium

Amphore	Amphora
Boîte	Box
Citerne	Cistern
Pithos / Dolium	Pithos / Dolium
Silo	Silo
Catégorie de Support Effigie	Medium Category Effigy
<i>Tout type de représentation portant une inscription</i>	<i>Any kind of representation bearing an inscription</i>
<u>Pour une inscription figurant sur une base de statue autonome : « Architecture » > « Base / Piédestal ».</u>	<u>For an inscription on an autonomous base of statue, cf. “Architecture” > “Base / Pedestal”</u>
Bétyle / Monolithe	Betyl / Monolith
Emblème	Emblem
Figurine	Figurine
Image divine	Divine Image
Masque	Mask
Partie du corps	Body Part
Statue	Statue
Statuette	Statuette
Catégorie de Support Funéraire	Medium Category Funerary
<i>Objet en lien avec la tombe ou le mort</i>	<i>Object related to the grave or the dead</i>
- Pour une inscription figurant sur une tombe ou un mausolée, cf. « Architecture » > « Mur », « Bloc », « Colonne », etc., selon le cas - Pour une inscription figurant sur une pierre tombale, cf. « Stèle / Cippe ».	- For an inscription on a grave or mausoleum, cf. “Architecture” > “Wall”, “Block”, “Column”, etc., according to the case - For an inscription on a funerary stone, cf. “Stele / Cippus”
Support	Medium
Cartonnage	Cartonnage
Sarcophage	Sarcophagus
Tombeau	Grave / Tomb
Urne	Urn
Catégorie de Support Harnachement / Attelage	Medium Category Harness / Yoke
<i>Pièce de sellerie, équipement de véhicule ou d’animaux de trait, de course</i>	<i>Piece of saddlery, vehicle equipment or equipment for draught or racing animals</i>
Support	Medium
Bride	Bridle
Harnais	Harnais
Hipposandale	Hipposandal
Joug	Yoke
Mors	Bit
Œillère	Blinker

Pièce de char	Chariot component
Roue	Wheel
Catégorie de Support Instrument de musique	Medium Category Musical Instrument
<i>Objet, brut ou fabriqué, conçu pour produire des sons</i>	<i>Object, raw or manufactured, designed to produce sounds</i>
Support	Medium
Cloche	Bell
Catégorie de Support Jouet	Medium Category Toy
<i>Objet conçu pour amuser un enfant ou un adulte, pour jouer</i>	<i>Object designed to amuse a child or an adult, to play</i>
Support	Medium
Dé	Dice
Osselet	Jacks
Perle	Bead
Poupée	Doll
Toupie	Spinning top
Catégorie de Support Meuble	Medium Category Furniture
<i>Objet destiné à l'aménagement ou à la décoration de locaux</i>	<i>Object for furnishing or decorating rooms</i>
<u>P</u> our des bancs, sièges, trônes monumentaux, cf. « Architecture »	<u>F</u> or monumental benches, seats or thrones, cf. "Architecture"
Support	Medium
Banc / Banquette	Bench / Couch
Lit	Bed
Siège / Trône	Seat / Throne
Table	Table
Trépied	Tripod
Tronc	Collecting Box
Catégorie de Support Navigation	Medium Category Navigation
<i>Équipement des navires</i>	<i>Sailing equipment</i>
Support	Medium
Ancre	Anchor
Bateau	Boat
Rame	Paddle
Rostre	Naval Ram
Catégorie de Support Outil	Medium Category Tool
<i>Objet fabriqué pour réaliser une opération ou action déterminée</i>	<i>Object manufactured to perform a specific operation or action</i>
Support	Medium
Burin	Chisel

Clou	Nail
Faucille	Sickle
Fuseau	Spindle
Marteau	Hammer
Peson	Loom Weight
Poids	Weight
Catégorie de Support Parure / Habillement	Medium Category Finery
<i>Objet qui orne, embellit, habille</i>	<i>Object that decorates, embellishes, dresses</i>
Support	Medium
Anneau	Ring
Bague	Finger Ring
Bijou / Ornement : terme générique quand on n'a pas plus de précision ou que c'est un sous-type de bijou autre que ceux de la liste (ni bague, ni anneau, etc.)	Jewel / Ornament: generic term when there is no more precision or it is a subtype of jewelry other than those listed (no ring, ring, etc.)
Boucle d'oreille	Earring
Bracelet	Bracelet
Broche	Brooch / Pin
Camée	Cameo
Ceinture	Belt
Collier / Pendentif	Necklace / Pendant
Couronne	Crown
Fibule	Fibula
Gemme	Gem
Intaille	Intaglio
Médaille	Medal
Miroir	Mirror
Peigne	Comb
Scarabée	Scarab
Vêtement / Tissu	Cloth
Catégorie de Support Sport	Medium Category Sport
<i>Objet relevant d'une activité physique</i>	<i>Object related to a physical activity</i>
Support	Medium
Disque	Disk
Haltère	Halter
Strigile	Strigil
Catégorie de Support StÈle / Cippe	Medium Category Stele / Cippus
<i>Pierre dressée marquant un lieu, travaillée pour accueillir éventuellement un texte ou une image</i>	<i>Stone erected to mark a place, worked to bear, in most cases, a text or a picture</i>
Support	Medium
Borne	Milestone / Boundary Stone
Cippe	Cippus

Stèle	Stele
Catégorie de Support Support Graphique	Medium Category Graphic Medium
<i>Objet destiné à ou utilisé pour recevoir un texte</i>	<i>Object designed or used to receive a text</i>
Support	Medium
Codex	Codex
Crétule	Cretula
Jeton	Token
Lamelle	Lamella
Oscillum	Oscillum
Ostracon / Tesson : fragment de vase réutilisé comme support d'écriture après que le vase a été brisé	Ostracon / Sherd: fragment of vase reused as a writing medium after the vase was broken
Pierre / Élément rocheux	Stone / Rock Surface
Pinax	Pinax
Plaque	Plaque
Plaquette	Board
Rouleau	Scroll
Sceau (y compris une matrice ou une bulle)	Seal
Tablette	Tablet
Tessère	Tessera
Catégorie de Support Vaisselle	Medium Category Vessels
<i>Pièces et accessoires destinés au service de la table et à divers usages de la vie quotidienne</i>	<i>Parts and accessories for table service and various uses in everyday life</i>
Support	Medium
Aryballe	Aryballos
Assiette	Plate
Bol	Bowl
Brûle-parfum	Incense-burner
Canthare	Cantharos : à corriger
Corbeille	Basket
Coupe	Cup
Cratère	Crater
Cruche	Jug
Lampe	Lamp
Lécythe	Lekythos
Pyxide / Boîte	Pyxis / Box
Vase : terme générique pour toute pièce de vaisselle, entière ou fragmentaire, <u>inscrite avant d'être brisée</u> , de type indéterminé ou absent de la liste (ni coupe, ni cratère, etc.)	Vase: generic term for any piece of vessels, whole or fragmentary, <u>inscribed before being broken</u> , of indeterminate type or absent from the list (neither cup, nor crater, etc.)

Topographies (Tables Source, Attestation, Élément / Source, Testimony, Element Tables)

The field “Topographies” records noteworthy information on the kind of space, natural and/or anthropized, potentially related to four levels of data:

- the discovery location of a Source;
- the original location of a Source;
- the context of an Attestation;
- the semantic scope of an Element.

These categories apply to real and imaginary places (Styx, Olympus, Sheol...).

They can be combined: Shore + Sea; Shore + Ocean; Shore + Lake, etc., as required.

Les options « Autre » ou « Champ vide » répondent aux cas suivants :

The options “Other” or “Blank Field” respond to the following situations:

<i>Autre</i>	<i>Topographie connue mais absente de la liste (car très rare)</i>
<i>Champ vide</i>	<i>Aucune information disponible</i>

<i>Other</i>	<i>Topography known but absent from the list (because very rare)</i>
<i>Blank field</i>	<i>No information available</i>

Ciel	Sky
Cours d'eau	River
Désert	Desert
Embouchure	Mouth
Espace souterrain	Underground space
Grotte	Cave
Hauteur (Montagne / Colline / Rocher)	Heights (Mountain / Hill / Rock)
Île	Island
Isthme	Isthmus
Mer / Océan	Sea / Ocean
Oasis	Oasis
Ouadi	Wadi
Plaine	Plain
Plan d'eau	Lake
Rivage	Shore
Source	Spring
Steppe	Steppe
Vallée / Vallon	Valley
Volcan	Volcano
Zone boisée (Bois / Bosquet / Forêt)	Wooden area (Wood / Grove / Forest)

Fonctions / Functions (Tables Source, Attestation, Élément / Source, Testimony, Element Tables)

Le champ « Fonctions » renseigne les fonctionnalités remarquables attribuées à un espace naturel et/ou anthropisé, déterminées par la ou les principales activités qui y sont exercées et correspondant potentiellement à quatre niveaux de données :

- le lieu de découverte d'une Source ;
- le lieu d'origine d'une Source ;
- le contexte d'une Attestation ;
- la portée sémantique d'un Élément.

Ces catégories s'appliquent aux lieux réels et imaginaires (Hyperborée, Atlantide, Shéol...).

The field "Functions" records noteworthy functionalities of a space, natural and/or anthropized, determined by the main activity or activities performed there and potentially related to four levels of data:

- the discovery location of a Source;
- the original location of a Source;
- the context of an Attestation;
- the semantic scope of an Element.

These categories apply to real and imaginary places (Hyperborea, Atlantis, Sheol...).

Les options « Autre », « Indéterminé » ou « Champ vide » répondent aux cas suivants :

The options "Other" or "Blank Field" respond to the following situations:

<i>Autre</i>	<i>Fonction connue mais absente de la liste (car très rare)</i>
<i>Champ vide</i>	<i>Aucune information disponible</i>

<i>Other</i>	<i>Function known but absent from the list (because very rare)</i>
<i>Blank field</i>	<i>No information available</i>

Administration	Administration
<i>Archives, basilique, tribunal, etc.</i>	<i>Archives, basilica, tribunal, etc.</i>
Agriculture	Agriculture
<i>Aire de battage, champs, ferme, vignes, etc.</i>	<i>Farm, fields, threshing floor, vineyards, etc.</i>
Artisanat / Commerce	Crafts / Trade
<i>Atelier, boutique, four, pressoir, stoa, etc.</i>	<i>Oven, press room, shop, stoa, workshop, etc.</i>
Associatif	Associative
<i>Salle de banquet</i>	<i>Banquet hall</i>
Culte	Culte
<i>Chapelle, sanctuaire, synagogue, temple, etc.</i>	<i>Chapel, cult-place, synagogue, temple, etc.</i>
Domestique	Household
<i>Maison, quartier d'habitations, etc.</i>	<i>House, residential area, etc.</i>
Elevage	Animal husbandry
<i>Écurie, étable, pâturage, etc.</i>	<i>Barn, pasture, stable, etc.</i>
Extraction	Extraction
<i>Carrière, mine, etc.</i>	<i>Mine, quarry, etc.</i>
Funéraire	Funerary
<i>Nécropole, mausolée, tombe, etc.</i>	<i>Grave, mausoleum, necropolis, etc.</i>
Guerre	War
<i>Arsenal, camp, murailles, tour, etc.</i>	<i>Arsenal, camp, tower, walls, etc.</i>
Liminaire / Passage	Threshold / Passing
<i>Carrefour, porte, route, etc.</i>	<i>Crossroad, door, road, etc.</i>

Pêche / Chasse	Fishing / Hunting
<i>Zone de pêche, zone de chasse, etc.</i>	<i>Fishing area, hunting area, etc.</i>
Place publique	Public square
<i>Agora, forum, etc.</i>	<i>Agora, forum, etc.</i>
Politique	Politics
<i>Lieu d'assemblée, palais, prytanée, etc.</i>	<i>Palace, place of assembly, prytaneum, etc.</i>
Santé	Health
<i>Bains, cabinet de médecin, sanatorium, etc.</i>	<i>Baths, cabinet of a physician, sanatorium, etc.</i>
Savoir	Knowledge
<i>Bibliothèque, école, etc.</i>	<i>Library, school, etc.</i>
Sport / Spectacle	Sport / Spectacle
<i>Hippodrome, stade, theater, etc.</i>	<i>Hippodrome, stadium, theater, etc.</i>
Stockage	Storage
<i>Grenier, magasin, etc.</i>	<i>Granary, storehouse, etc.</i>
Structure hydraulique	Hydraulic structure
<i>Aqueduc, bassin, puits, thermes, etc.</i>	<i>Aqueduct, basin, baths, well, etc.</i>
Zone portuaire	Port area
<i>Entrepôt, phare, port, quai, etc.</i>	<i>Docks, harbour, lighthouse, warehouse, etc.</i>
Zone rurale	Rural area
<i>Campagne, etc.</i>	<i>Countryside, etc.</i>
Zone urbanisée	Urban area
<i>Village, ville</i>	<i>Village, city</i>

Pratiques associées / Connected acts (Table Attestation / Testimony Table)

Le champ « Pratiques Associées » enregistre la ou les pratique(s), généralement rituelles, en lien avec l'utilisation de la séquence onomastique divine de l'Attestation et explicitée(s) dans le texte.

The field "Connected Acts" registers the – usually ritual – acts connected with the use of the divine onomastic sequence of the Testimony and made explicit in the text.

Les options « Autre » ou « Champ vide » répondent aux cas suivants :

The options "Other" or "Blank Field" respond to the following situations:

<i>Autre</i>	<i>Pratique connue mais absente de la liste (car très rare)</i>
<i>Champ vide</i>	<i>Aucune information disponible</i>

<i>Other</i>	<i>Act known but absent from the list (because very rare)</i>
<i>Blank field</i>	<i>No information available</i>

Action de grâce	Thanksgiving
Arétalogie	Aretalogy
Aspersion	Aspersion
Asylie	Asyilia
Bénédictio	Blessing

Chant / Hymne / Incantation	Song / Hymn / Incantation
Circumambulation	Circumambulatio
Commémoration	Commemoration
Commentaire / Déclaration	Commentary / Statement
Consécration : acte rituel par lequel un objet/lieu/ personne est voué à un dieu (plus qu'une simple offrande)	Consecration: ritual act by which an object/person/place is devoted to a deity (more than a mere offering)
Construction / Décoration / Réparation	Construction / Decoration / Repairing
Cri rituel	Ritual shouting
Danse	Dance
Divination	Divination
Drame rituel	Ritual drama
Exaltation	Exaltation
Expiation	Expiation
Fabrication d'objet	Making of object
Fumigation / Offrande de parfum	Fumigation / Perfume offering
Imprécation / Malédiction	Imprecation / Curse
Incubation	Incubatio
Initiation	Initiation
Interdit / Prohibition	Prohibition
Jeux / Concours	Games / Competition
Juron : « par, au nom de (nom de la divinité) », en-dehors des serments	Swearing: « by, in the name of (name of the deity) », apart from oaths
Libation / Offrande liquide	Libation / Liquid offering
Mise à mort rituelle : un simple sacrifice est enregistré comme « Offrande »	Ritual slaughter : a mere sacrifice is recorded as an “Offering”
Mot d'ordre / Mot de passe : avant une bataille par exemple	Watchword / Password: before a battle for example
Musique	Music
Offrande : inclut le sacrifice (notamment animal) ; à indiquer également si le vocabulaire usuel des dédicaces est présent (dédier, déposer, donner, offrir...)	Offering: includes the sacrifice (especially animal); choose also if the usual dedication vocabulary is used (dedicate, give, offer...)
Onction	Ointment
Pèlerinage / Théorie	Pilgrimage / Theoria
Placement / Déplacement	Placing / Deplacing
Possession	Possession
Prescription / Injonction	Prescription / Command
Prière / Vœu : toute demande adressée à la divinité ; à indiquer si le vocabulaire du vœu et de la prière est présent (ex : <i>euchê</i> en grec, « puisse-t-il entre ma voix » en sémitique)	Prayer / Vow: any demand addressed to the deity; vocabulary of the vow and the prayer (ex: <i>euche</i> in Greek, “may he hear my voice” in Semitic))
Procession	Procession
Proskynème	Proskynema
Purification	Purification

Repas	Meal
Serment	Oath
Supplication	Supplication
Théoxénie	Theoxenia

Catégorie d'Occasion/ Occasion Category & Occasion / Occasion (Table Attestation / Testimony Table)

Les champs « Catégorie d'Occasion » et « Occasion » proposent, en deux temps, du plus général au plus spécifique, une typologie des situations qui sont à l'origine de l'usage d'une séquence onomastique divine.

The fields "Occasion Category" and "Occasion" provide, in two steps, from the most general to the most specific, a typology of situations which are at the origin of the use of a divine onomastic sequence.

Les options « Autre » ou « Champ vide » répondent aux cas suivants :

The options "Other" or "Blank Field" respond to the following situations:

<i>Autre</i>	<i>(Catégorie d')Occasion connue mais absente de la liste (car très rare)</i>
<i>Champ vide</i>	<i>Aucune information disponible</i>

<i>Other</i>	<i>Occasion (Category) known but absent from the list (because very rare)</i>
<i>Blank field</i>	<i>No information available</i>

Catégorie d'Occasion Artisanat / Commerce	Occasion Category Craft / Trade
<i>Activités de productions et de vente</i>	<i>Activities of production and sale</i>
Occasion	Occasion
Achat / Vente / Contrat	Buying / Selling / Contract
Artisanat	Craft
Commerce	Trade
Catégorie d'Occasion Exploitation des ressources	Occasion Category Exploitation of resources
<i>Utilisation/commerce d'éléments et matériaux naturels</i>	<i>Use/trade of natural elements and materials</i>
Occasion	Occasion
Chasse	Hunting
Élevage	Animal husbandry
Extraction (inclut mines et carrières)	Extraction (including mining and quarrying)
Labour	Ploughing
Pêche	Fishing
Récolte / Vendanges	Harvest / Grape harvest
Semences / Plantation	Sowing / Planting
Sylviculture	Forestry
Vinification	Vinification

Catégorie d'Occasion Guerre	Occasion Category War
<i>Activité liée à un contexte belliqueux</i>	<i>Activity related to a belligerent context</i>
Occasion	Occasion
Bataille	Battle
Commémoration	Commemoration
Défaite	Defeat
Préparatifs / Entraînement	Preparation / Training
Victoire	Victory
Catégorie d'Occasion Mobilité	Occasion Category Mobility
<i>Tout type de déplacement</i>	<i>Any kind of displacement</i>
Occasion	Occasion
Déplacement terrestre	Land travel
Navigation	Navigation
Catégorie d'Occasion Phénomène naturel	Occasion Category Natural phenomenon
<i>Tout phénomène provoqué par les éléments naturels</i>	<i>Any phenomenon due to natural elements</i>
Occasion	Occasion
Éclipse	Eclipse
Épidémie / Fléau	Epidemic / Plague
Éruption volcanique	Volcanic eruption
Incendie	Fire
Inondation	Flood
Phénomène atmosphérique	Atmospheric phenomenon
Sécheresse	Drought
Séisme	Earthquake
Catégorie d'Occasion Signe divin	Occasion Category Divine sign
<i>Tout phénomène interprété comme une communication entre les dieux et les hommes</i>	<i>Any phenomenon interpreted as a communication between gods and humans</i>
Occasion	Occasion
Épiphanie	Epiphany
Oracle	Oracle
Rêve	Dream
Catégorie d'Occasion Vie collective	Occasion Category Collective life
<i>Toute occasion de la vie d'un ou de plusieurs groupes et/ou action effectuée au nom de l'intérêt public</i>	<i>Any occasion of the life of one or more groups and/or action performed on behalf of the public interest</i>
Occasion	Occasion
Assemblée	Assembly
Changement de classe d'âge	Change of age group
Charge publique	Public office

Conflit territorial / Arbitrage	Territorial conflict / Arbitration
Construction / Fondation	Construction / Foundation
Diplomatie	Diplomacy
Emprisonnement / Libération	Imprisonment / Release
Fête / Banquet	Festival / Banquet
Justice	Justice
Législation	Legislation
Sport / Spectacle	Sport / Spectacle
Visite de souverain	Sovereign's visit
Catégorie d'Occasion Vie personnelle	Occasion Category Personal life
<i>Toute occasion concernant la vie privée d'un individu</i>	<i>Any occasion concerning the private life of an individual</i>
Occasion	Occasion
Affranchissement	Freeing
Éducation / Enseignement	Education / Teaching
Funéraire	Funeral
Mariage	Wedding
Naissance / Reproduction	Birth / Reproduction
Santé	Health
Sexe / Séduction	Sex / Seduction
Violence	Violence
Vol / Perte d'un bien	Robbery / Loss of property

Catégorie de Matériel Associé / Category of Connected Material & Matériels / Materials (Table Attestation / Testimony Table)

Les champs « Catégorie de Matériel (associé) » et « Matériels (associés) » proposent, en deux temps, du plus général au plus spécifique, une typologie d'objets, matières, animaux associés, de manière explicite, à l'Attestation d'une séquence onomastique divine.

The fields "Category of (Connected) Material" and "(Connected) Materials" propose, in two steps, from the most general to the most specific, a typology of objects, materials, animals associated, in an explicit way, to the Attestation of a divine onomastic sequence.

Les options « Autre » ou « Champ vide » répondent aux cas suivants :

The options "Other" or "Blank Field" respond to the following situations:

<i>Autre</i>	<i>(Catégorie de) Matériel Associé connu mais absent de la liste (car très rare)</i>
<i>Champ vide</i>	<i>Aucune information disponible</i>

<i>Other</i>	<i>Connected Material (Category) known but absent from the list (because very rare)</i>
<i>Blank field</i>	<i>No information available</i>

Catégorie de Matériel Associé	Connected Material Category
--------------------------------------	------------------------------------

Alimentation / Parfum	Food / Perfume
Matériel Associé	Connected Material
Boisson	Drink
Eau	Water
Encens / Parfum	Incense / Perfume
Épice / Aromates	Spice / Herbs
Gâteau / Pâtisserie	Cake / Pastry
Miel	Honey
Catégorie de Matériel Associé Animal	Connected Material Category Animal
Matériel Associé	Connected Material
Humain	Human
Insecte	Insect
Mammifère	Mammal
Oiseau	Bird
Poisson	Fish
Reptile	Reptile
Catégorie de Matériel Associé Architecture	Connected Material Category Architecture
<i>Édifice, partie d'édifice, matériau de construction</i>	<i>Building, part of building, building material</i>
Matériel Associé	Connected Material
Architrave	Architrave
Autel	Altar
Banc / Banquette	Bench / Couch
Base / Piédestal	Base / Pedestal
Bassin	Basin
Bâtiment	Building
Bloc	Block
Brique	Brick
Chapiteau	Capital
Colonne	Column
Console	Console
Dalle	Slab
Entablement	Entablature
Escalier	Stairs
Espace cultuel	Cultic space
Exèdre / Abside / Niche	Exedra / Apse / Niche
Fondation (mur de)	Foundation wall
Fontaine / Puits	Fountain / Well
Fragment	Fragment
Fronton	Pediment
Linteau	Lintel
Montant	Stile
Mosaïque	Mosaic

Mur	Wall
Muraille	City wall
Naïskos	Naiskos
Obélisque	Obelisk
Orthostate	Orthostate
Pavement	Pavement
Pilier	Pillar
Plafond	Ceiling
Podium	Podium
Porte	Door / Gate
Portique	Portico / Stoa
Pylône	Pylon
Pyramide	Pyramid
Seuil	Threshold
Siège / Trône	Seat / Throne
Toit	Rooftop
Tuile	Tile
Catégorie de Matériel Associé Armement	Connected Material Category Weaponry
<i>Arme, équipement militaire</i>	<i>Weapon, military equipment</i>
Matériel Associé	Connected Material
Balle de fronde	Sling bullet
Bouclier	Shield
Casque	Helmet
Couteau	Knife
Cuirasse	Cuirass
Épée	Sword
Flèche	Arrow
Hache	Axe
Jambière	Greave
Lance	Spear
Massue	Club
Trophée	Trophy
Catégorie de Matériel Associé Attribut Iconographique	Connected Material Category Iconographic Attribute
<i>Tout élément (végétal, animal, objet, etc.) associé à la représentation d'une divinité</i>	<i>Any element (plant, animal, object, etc.) associated with the representation of a deity</i>
Catégorie de Matériel Associé Bien(s)	Connected Material Category Good(s)
<i>Ce qu'on possède, qui appartient à une personne ou à un groupe (divinités incluses)</i>	<i>Something belonging to a person or a group (deities included)</i>
Matériel Associé	Connected Material
Numéraire	Currency
Terres / Champ / Jardin	Land / Field / Garden
Catégorie de Matériel Associé	Connected Material Category

Conteneur	Container
<i>Récipient pour le stockage ou le transport de matières ou d'objets</i>	<i>Tank for solid or liquid goods</i>
Matériel Associé	Connected Material
Amphore	Amphora
Boîte	Box
Citerne	Cistern
Pithos / Dolium	Pithos / Dolium
Silo	Silo
Catégorie de Matériel Associé Effigie	Connected Material Category Effigy
<i>Tout type de représentation portant une inscription</i>	<i>Any kind of representation bearing an inscription</i>
Matériel Associé	Connected Material
Bétyle / Monolithe	Betyl / Monolith
Emblème	Emblem
Figurine	Figurine
Image divine	Divine Image
Masque	Mask
Partie du corps	Body Part
Statue	Statue
Statuette	Statuette
Catégorie de Matériel Associé Funéraire	Connected Material Category Funerary
<i>Objet en lien avec la tombe ou le mort</i>	<i>Object related to the grave or the dead</i>
Matériel Associé	Connected Material
Cartonnage	Cartonnage
Sarcophage	Sarcophagus
Tombeau	Grave / Tomb
Urne	Urn
Catégorie de Matériel Associé Harnachement / Attelage	Connected Material Category Harness / Yoke
<i>Pièce de sellerie, équipement de véhicule ou d'animaux de trait, de course</i>	<i>Piece of saddlery, vehicle equipment or equipment for draught or racing animals</i>
Matériel Associé	Connected Material
Bride	Bridle
Harnais	Harness
Hipposandale	Hipposandal
Joug	Yoke
Mors	Bit
Œillère	Blinker
Pièce de char	Chariot component
Roue	Wheel
Catégorie de Matériel Associé Instrument de Musique	Connected Material Category Musical Instrument

<i>Objet, brut ou fabriqué, conçu pour produire des sons</i>	<i>Object, raw or manufactured, designed to produce sounds</i>
Matériel Associé	Connected Material
Cloche	Bell
Catégorie de Matériel Associé Jouet	Connected Material Category Toy
<i>Objet conçu pour amuser un enfant ou un adulte, pour jouer</i>	<i>Object designed to amuse a child or an adult, to play</i>
Matériel Associé	Connected Material
Dé	Dice
Osselet à ajouter	Jacks
Perle	Bead
Poupée	Doll
Toupie	Spinning top
Catégorie de Matériel Associé Matériau	Connected Material Category Material
<i>Matières à l'état brut, non travaillées, en vrac</i>	<i>Unprocessed or bulk raw materials</i>
Matériel Associé	Connected Material
Bois	Wood
Laine / Lin	Wool / Flax
Lithique	Lithic
Métal	Metal
Catégorie de Matériel Associé Meuble	Connected Material Category Furniture
<i>Objet destiné à l'aménagement ou à la décoration de locaux</i>	<i>Object for furnishing or decorating rooms</i>
Matériel Associé	Connected Material
Banc / Banquette	Bench / Couch
Lit	Bed
Siège /Trône	Seat / Throne
Table	Table
Trépied	Tripod
Tronc	Collecting Box
Catégorie de Matériel Associé Navigation	Connected Material Category Navigation
<i>Équipement des navires</i>	<i>Sailing equipment</i>
Matériel Associé	Connected Material
Ancre	Anchor
Bateau	Boat
Rame	Paddle
Rostre	Naval Ram
Catégorie de Matériel Associé Outil	Connected Material Category Tool
<i>Objet fabriqué pour réaliser une opération ou action déterminée</i>	<i>Object manufactured to perform a specific operation or action</i>

Matériel Associé	Connected Material
Burin	Chisel
Clou	Nail
Faucille	Sickle
Fuseau	Spindle
Marteau	Hammer
Peson	Loom Weight
Poids	Weight
Catégorie de Matériel Associé Parure / Habillement	Connected Material Category Finery
<i>Objet qui orne, embellit, habille</i>	<i>Object that decorates, embellishes, dresses</i>
Matériel Associé	Connected Material
Anneau	Ring
Bague	Finger Ring
Bijou / Ornement	Jewel / Ornament
Boucle d'oreille	Earring
Bracelet	Bracelet
Broche	Brooch / Pin
Camée	Cameo
Ceinture	Belt
Collier / Pendentif	Necklace / Pendant
Couronne	Crown
Fibule	Fibula
Gemme	Gem
Intaille	Intaglio
Médaille	Medal
Miroir	Mirror
Peigne	Comb
Scarabée	Scarab
Vêtement / Tissu	Cloth
Catégorie de Matériel Associé Sport	Connected Material Category Sport
<i>Objet relevant d'une activité physique</i>	<i>Object related to a physical activity</i>
Matériel Associé	Connected Material
Disque	Disk
Haltère	Halter
Strigile	Strigil
Catégorie de Matériel Associé Stèle / Cippe	Connected Material Category Stele / Cippus
<i>Pierre dressée marquant un lieu, travaillée pour accueillir éventuellement un texte ou une image</i>	<i>Stone erected to mark a place, worked to bear, in most cases, a text or a picture</i>
Matériel Associé	Connected Material
Borne	Milestone / Boundary Stone
Cippe	Cippus

Stèle	Stele
Catégorie de Matériel Associé Support Graphique	Connected Material Category Graphic Medium
<i>Objet destiné à ou utilisé pour recevoir un texte</i>	<i>Object designed or used to receive a text</i>
Matériel Associé	Connected Material
Codex	Codex
Crétule	Cretula
Jeton	Token
Lamelle	Lamella
Oscillum	Oscillum
Ostracon / Tesson : fragment de vase réutilisé comme support d'écriture après que le vase a été brisé	Ostracon / Sherd: fragment of vase reused as a writing medium after the vase was broken
Pierre / Élément rocheux	Stone / Rock Surface
Pinax	Pinax
Plaque	Plaque
Plaquette	Board
Rouleau	Scroll
Sceau (y compris une matrice ou une bulle)	Seal
Tablette	Tablet
Tessère	Tessera
Catégorie de Matériel Associé Vaisselle	Connected Material Category Vessels
<i>Pièces et accessoires destinés au service de la table et à divers usages quotidiens</i>	<i>Parts and accessories for table service and various uses in everyday life</i>
Matériel Associé	Connected Material
Aryballe	Aryballos
Assiette	Plate
Bol	Bowl
Brûle-parfum	Incense-burner
Canthare	Cantharos : à corriger
Corbeille	Basket
Coupe	Cup
Cratère	Crater
Cruche	Jug
Lampe	Lamp
Lécythe	Lekythos
Pyxide / Boîte	Pyxis / Box
Vase : terme générique pour toute pièce de vaisselle, entière ou fragmentaire, <u>inscrite avant d'être brisée</u> , de type indéterminé ou absent de la liste (ni coupe, ni cratère, etc.)	Vase: generic term for any piece of vessels, whole or fragmentary, inscribed before being broken, of indeterminate type or absent from the list (neither cup, nor crater, etc.)
Catégorie de Matériel Associé Végétal	Connected Material Category Plant
<i>Tout ce qui relève du domaine des plantes</i>	<i>Anything related to plants</i>

Matériel Associé	Connected Material
Arbre / Élément boisé	Tre / Wooden Surface
Céréale / Grain	Cereal / Grain
Fleur	Flower
Fruit	Fruit
Huile	Oil

Agentivités de l'Agent/ Agencies of the Agent (Table Attestation / Testimony Table)

Le champ « Agentivités » liste les différents modes d'action des Agents à l'égard des divinités.

Ex. : dans une dédicace, l'agent qui adresse l'offrande à une divinité est « Destinateur » et l'agent qui en bénéficie est « Bénéficiaire ».

The field "Agencies" lists the different modes of agency of the Agents with respect to deities.

E.g.: in a dedication, the agent who addresses the offering to a deity is an "Addresser" and the agent who benefits from the offering is a "Beneficiary".

Les options « Autre » ou « Champ vide » répondent aux cas suivants :

The options "Other" or "Blank Field" respond to the following situations:

<i>Autre</i>	<i>Agentivité connue mais absente de la liste (car très rare)</i>
<i>Champ vide</i>	<i>Aucune information disponible</i>

<i>Other</i>	<i>Agency known but absent from the list (because very rare)</i>
<i>Blank field</i>	<i>No information available</i>

Associé	Attached
<i>Agents historiques divinisés (comme les rois, empereurs) ou pas, associés à une divinité (ex. : honorés ensemble)</i>	<i>Historical agents divinized (such as kings, emperors) or not, associated with a divinity (e.g.: honored together)</i>
Bénéficiaire / Cible	Beneficiary / Target
<i>Agent en faveur de qui ou contre qui on mobilise une ou plusieurs divinités</i>	<i>Agent for whom or against whom one or many deities are mobilized</i>
Destinateur	Addresser
<i>Agent qui adresse aux dieux une offrande, une construction, un vœu, etc.</i>	<i>Agent who addresses to the gods an offering, a construction, a vow, etc.</i>
Enonciateur	Utterer
<i>Agent produisant un discours qui n'est pas directement adressé aux divinités, mais qui y fait référence ou les mentionne. Principalement mais pas exclusivement dans les sources issues de la tradition manuscrite</i>	<i>Agent who produces a discourse which is not directly addressed to the gods, but refers to them or mentions them. Primarily, but not exclusively, in sources of the manuscript tradition</i>
Opérateur Rituel	Ritual Operator
<i>Agent chargé de la réalisation d'une action rituelle (ex. : sacrificateur, prêtre, etc.)</i>	<i>Agent in charge of a ritual action (e.g.: priest, sacrificer, etc.).</i>

Natures de l'Agent / Natures of the Agent (Table Attestation / Testimony Table)

Le champ « Natures de l'Agent » renseigne les ontologies possibles de l'Agent.
The field “Natures of the Agent” records the possible ontologies of the Agent.

L'option « Champ vide » répond aux cas suivants :
The option “Blank Field” responds to the following situations:

<i>Champ vide</i>	<i>Aucune information disponible</i>
<i>Blank field</i>	<i>No information available</i>

Humain	Human
<i>Toute personne humaine historique ou tout personnage fictionnel non divinisé.</i>	<i>Any historical human person or non-divine fictional character.</i>
Non-humain	Non-human
<i>Animaux, plantes, minéraux, objets ou autres agents de l'environnement</i>	<i>Animals, plants, minerals, objects, or any other agent from the environment</i>
Surhumain	Superhuman
<i>Divinités, héros, défunts, etc. : toute entité mythique ou puissance divine ayant pu faire l'objet d'un culte (mis à part les monarques divinisés)</i>	<i>Deities, heroes, deceased, etc.: any mythical character or divine power (apart from the divinized rulers)</i>

Genres de l'Agent/ Genders of the Agent (Table Attestation / Testimony Table)

Le champ « Genres de l'Agent » renseigne sur le genre social attribué à l'Agent.
The field “Genders of the Agent” records the social gender assigned to the Agent.

L'option « Champ vide » répond aux cas suivants :
The option “Blank Field” responds to the following situations:

<i>Champ vide</i>	<i>Aucune information disponible</i>
<i>Blank field</i>	<i>No information available</i>

Masculin	Male
<i>Tout homme ou agent mâle Ex. : homme, roi, dieu, etc.</i>	<i>Any man or male agent Ex.: man, king, god, etc.</i>
Féminin	Female
<i>Toute femme ou agent femelle Ex. : femme, reine, déesse, etc.</i>	<i>Any woman or female agent Ex.: woman, queen, goddess, etc.</i>
Non-Binaire	Non-Binary
<i>Genre relevant d'une autre catégorie Ex. : hermaphrodites, transgenre, etc.</i>	<i>Gender belonging to another category Ex.: hermaphrodites, transgender, etc.</i>

Statuts Affichés de l'Agent / Explicit Status of the Agent (Table Attestation / Testimony Table)

Le champ « Statuts Affichés » propose une typologie des situations et d'appartenances sociales caractérisant un ou plusieurs agents de façon explicite dans une Attestation donnée.

The field “Explicit Status” proposes a typology of situations and social affiliations that explicitly characterize one or more agents in a given Testimony.

L'option « Champ vide » répond aux cas suivants :

The option “Blank Field” responds to the following situations:

<i>Champ vide</i>	<i>Aucune information disponible</i>
<i>Blank field</i>	<i>No information available</i>

Affranchi	Freedman
<i>Esclave émancipé</i>	<i>Emancipated slave</i>
Association / Collectivité	Association / Collectivity
<i>Tout type d'association ou organisation collective (y compris politique) d'échelle infra-civique/ politique/étatique/ethnique. Ex. : phratries, genê, orgeônes, mzh, tribus, etc.</i>	<i>Any type of association or collective (including political) organization of infra-civic/political/ state/ethnic scale. E.g.: phratries, genê, orgeônes, mzh, tribes, etc.</i>
Citoyen	Citizen
<i>Pour le monde sémitique, toute mention d'une appartenance civique (lato sensu) : un roi et « le peuple de... » sont considérés comme citoyens. Pour le monde grec : - mention d'une appartenance ethnique ou civique - mention d'une magistrature ou fonction, élective ou pas (ex. : archonte, juge, roi d'une communauté spécifique, etc.) - mention du « peuple » comme corps civique (ex. : dêmos, mais pas au sens de « deme ») - mention d'organes civiques (ex : boulê) (pas associatifs). NB : un souverain hellénistique ou un empereur ne sont pas citoyens (indiquer « roi » ou « empereur » dans le champ « Désignation de l'Agent »).</i>	<i>For the <u>Semitic world</u>, any mention of civic membership (lato sensu): a king and “the people of...” are considered as citizens. For the <u>Greek world</u>: - mention of an ethnic or civic bound - mention of a magistracy or function, elective or not (e.g.: archon, judge, king of a specific community, etc.) - mention of the “people” as a civic body (e.g.: dêmos, not in the meaning of a “deme”) - mention of civic institutions (e.g. boulê) (not associative). NB: a Hellenistic sovereign or an emperor are not citizens (indicate “king” or “emperor” in the field “Designation of the Agent”).</i>
Esclave / Dépendant	Slave / Dependent
<i>Esclave ou serviteur d'une personne, d'une entité.</i>	<i>Slave or servants of a person, an entity.</i>
Étranger	Foreigner

<i>Agent qui n'appartient pas à la communauté dans laquelle il agit, mais qui peut être citoyen d'une autre communauté.</i>	<i>Agent who does not belong to the community in which he acts, but who may be a citizen of another community.</i>
Familial	Family
<i>Agent affichant un lien de parenté explicite (ex. : frère/sœur, père/mère fils/fille, mari/épouse, etc.) ou groupe familial. NB : la mention d'un patronyme ou d'une généalogie ne suffit pas pour relever de cette catégorie.</i>	<i>Agent displaying an explicit kinship bond (e.g.: brother/sister, father/mother, son/daughter, husband/wife, etc.) or family group. NB: the mention of a patronym or genealogy is not sufficient to belong to this category.</i>

Activités de l'Agent / Activities of the Agent (Table Attestation / Testimony Table)

Le champ « Activités de l'Agent » enregistre le(s) domaine(s) d'activités de l'Agent.
The field "Activities of the Agent" registers the area(s) of the Agent's activities relate.

Les options « Autre » ou « Champ vide » répondent aux cas suivants :
The options "Other" or "Blank Field" respond to the following situations:

<i>Autre</i>	<i>Activité connue mais absente de la liste (car très rare)</i>
<i>Champ vide</i>	<i>Aucune information disponible</i>

<i>Other</i>	<i>Activity known but absent from the list (because very rare)</i>
<i>Blank field</i>	<i>No information available</i>

Agriculture	Agriculture
<i>Agriculteur, fermier, paysan, etc.</i>	<i>Farmer, peasant, etc.</i>
Artisanat / Construction	Craft / Construction
<i>Architecte, coroplaste, orfèvre, peintre, potier, sculpteur, tanneur, etc.</i>	<i>Architect, coroplast, goldsmith, painter, sculptor, tanner, etc.</i>
Commerce	Trade
<i>Achat, activités maritimes, banque, commerce, échanges, marché, vente, etc.</i>	<i>Buying, maritime activities, bank, trade, exchanges, market, selling, etc.</i>
Corps / Sexualité	Body / Sexuality
<i>Barbier, coiffeur, hétaïre, prostitué.e, etc.</i>	<i>Barber, hairdresser, hetaira, prostitute, etc.</i>
Culte	Cult
<i>Boucher, gardien, prêtre, sacrificateur, etc.</i>	<i>Butcher, gatekeeper, priest, sacrifice, etc.</i>
Élevage	Animal Husbandry
<i>Berger, bouvier, chevrier, porcher, vacher, etc.</i>	<i>Shepherd, herdsman, goatherd, swineherd, cowherd, etc.</i>
Extraction	Extraction
<i>Carrière, mine, etc.</i>	<i>Quarry, mine, etc.</i>
Guerre	War
<i>Armée, commandant, envoyé, messenger, soldat, etc.</i>	<i>Army, commander, envoy, messenger, soldier, etc.</i>

Justice	Justice
<i>Arbitre, juge, législateur, etc.</i>	<i>Arbiter, judge, lawgiver, etc.</i>
Mobilité	Mobility
<i>Colonisation, commerce, transfert, navigation, pèlerinage, voyage, etc.</i>	<i>Colonization, commerce, transfer, navigation, pilgrimage, travel</i>
Musique / Théâtre	Music / Theatre
<i>Acteur, chanteur, danseur, mime, musicien, etc.</i>	<i>Actor, singer, dancer, mime, musician, etc.</i>
Navigation	Navigation
<i>Armateur, marin, voyageur, etc.</i>	<i>Shipowner, sailor, traveller, etc.</i>
Pêche / Chasse	Fishing / Hunting
<i>Archer, chasseur, fauconnier, pêcheur, etc.</i>	<i>Archer, hunter, falconer, fisher, etc.</i>
Pouvoir / Politique	Authority / Politics
<i>Citoyen, diplomate, empereur, gouverneur, juge, magistrat, roi, seigneur, etc.</i>	<i>Citizen, diplomat, emperor, governor, judge, magistrate, king, lord, etc.</i>
Santé	Health
<i>Médecin, thérapeute, etc.</i>	<i>Physician, therapist, etc.</i>
Savoir	Knowledge
<i>Écrivain, expert, poète, philosophe, maître, savant, etc.</i>	<i>Writer, expert, poet, philosopher, teacher, scholar, etc.</i>
Sport	Sport
<i>Arbitre, boxeur, coureur, lanceur, lutteur, etc.</i>	<i>Referee, boxer, runner, thrower; wrestler, etc.</i>
<i>Gymnase, hippodrome, stade, etc.</i>	<i>Gymnasium, hippodrome, stadium, etc.</i>

Catégories des Éléments / Categories of Elements (Table Attestation [catégorie contextuelle], Élément [catégories invariantes] / Testimony [contextual category], Element Table [out of context categories])

Le champ « Catégorie(s) des Éléments » enregistre le(s) domaine(s) dont relèvent les Éléments indépendamment de tout contexte, d'une part, dans le contexte précis d'une Attestation donnée, d'autre part.

The "Category(ies) of Elements" field records the domain(s) to which the Elements belong independently of any context, on the one hand, within the specific context of a given Attestation, on the other hand.

Les options « Autre » ou « Champ vide » répondent aux cas suivants :

The options "Other" or "Blank Field" respond to the following situations:

<i>Autre</i>	<i>Catégorie connue mais absente de la liste (car très rare)</i>
<i>Champ vide</i>	<i>Aucune information disponible</i>
<i>Incertain</i>	<i>Catégorie peu claire, indécise, imprécise</i>

<i>Other</i>	<i>Category known but absent from the list (because very rare)</i>
<i>Blank field</i>	<i>No information available</i>
<i>Unclear</i>	<i>Unclear, undecided, imprecise Category</i>

Agriculture	Agriculture
--------------------	--------------------

<i>Affermer, battre, cultiver, exploiter, faire pousser, glaner, greffer, irriguer, labourer, moissonner, planter, produire, semer, etc. Agriculteur, paysan, etc. Champ, plantation, semailles, sol, etc.</i>	<i>Farming, threshing, , cultivating, exploiting, growing, gleaning, grafting, irrigating, ploughing, harvesting, planting, producing, sowing, etc. Farmer, peasant, etc. Field, plantation, seeds, soil, etc.</i>
Alimentation	Alimentation
<i>Nourriture : fromage, fruits, légumes, miel, pain, viande, viscères, etc. Boisson : lait, vin, etc. Approvisionnement, allaitement, banquet, convivialité, cru/cuit, repas, stockage, etc.</i>	<i>Food: cheese, fruits, vegetables, honey, bread, meat, viscera, etc. Drink: milk, wine, etc. Supply, breastfeeding, banquet, conviviality, raw/cooked, meal, storage, etc.</i>
Animal	Animal
<i>En plus des différentes espèces : aile, corne, fourrure, patte, peau (écailles, carapace), queue, etc.</i>	<i>In addition to the different species: wing, horn, fur, leg, skin (scales, carapace), tail, etc.</i>
Artisanat	Craft
<i>Cordonnerie, coroplastie, métallurgie, orfèvrerie, tannerie, textile, vaisselle, vannerie, verre, etc. Décorer, graver, peindre, teindre, etc. Habilité, savoir-faire, technique, etc.</i>	<i>Shoemaking, coroplasty, metallurgy, goldsmithing, tannery, textile, vessels, basketry, glass, etc. Decorating, engraving, painting, dyeing, etc. Skill, know-how, technique, etc.</i>
Commerce	Trade
<i>Achat, activités bancaires, activités maritimes, échanges, gain/profit, marché, prêt, vente, etc. Armateur, banquier, commerçant, gens de mer, négociant, etc.</i>	<i>Buying, banking, shipping, trading, gain/profit, market, lending, selling, etc. Shipowner, banker, merchant, seafarer, trader, etc.</i>
Construction / Fondation	Construction / Foundation
<i>Agrandir, construire, détruire, fonder, restaurer, etc. Cité/ville/village, maison, mur/muraille, porte, portique, temple, tombe, sanctuaire, etc.</i>	<i>Enlarging, building, destroying, founding, restoring, etc. City/town/village, house, wall, gate, portico, temple, tomb, sanctuary, etc.</i>
Culte / Rituel	Cult / Ritual
<i>Dîme, fête, hymne, imprécation, offrande, partage, prémices, procession, prière, purification, sacrifice, souillure, supplication, etc. Pur/impur, permis/interdit, etc. Lieux de culte : autel, chapelle, temple, sanctuaire, etc.</i>	<i>Tithe, festival, hymn, imprecation, offering, sharing, first fruits, procession, prayer, purification, sacrifice, defilement, supplication, etc. Pure/impure, permitted/prohibited, etc. Cult places: altar, chapel, temple, sanctuary, etc.</i>
Destin / Fortune	Fate / Fortune
<i>Chance/malchance, fatalité, hasard, lot, prédiction, providence, réussite, signe, sort(s), etc.</i>	<i>Luck/misfortune, fatality, chance, lot, prediction, providence, success, sign, spell(s), etc.</i>
Elevage	Animal Husbandry

<i>Berger, bouvier, chevrier, porcher, vacher, etc.</i> <i>Basse-cour, bétail, troupeau, volaille, etc.</i> <i>Bâton, houlette, etc.</i> <i>Bergerie, pâturage, pré, transhumance, etc.</i>	<i>Shepherd, herdsman, goatherd, swineherd, cowherd, etc.</i> <i>Farmyard animals, cattle, herd, poultry, etc.</i> <i>Stick, hoe, etc.</i> <i>Sheepfold, pasture, meadow, transhumance, etc.</i>
Espace	Space
<i>Gauche/droite, élevé, haut/bas, large/étroit, loin/près, profond, etc.</i> <i>Étendue, distance, hauteur, points cardinaux, etc.</i>	<i>Left/right, high, top/bottom, broad/narrow, far/near, deep, etc.</i> <i>Range, distance, height, cardinal points, etc.</i>
Extraction	Extraction
<i>Carrière, mine, saline, etc.</i>	<i>Quarry, mine, salt mine, etc.</i>
Funéraire / Au-delà	Funerary / Netherworld
<i>Au-delà, cadavre, cendres, mort, tombe, etc.</i> <i>Commémoration, oubli, passage, souvenir, etc.</i>	<i>Netherworld, corpse, ashes, death, tomb, etc.</i> <i>Commemoration, oblivion, passing, remembrance, etc.</i>
Génération / Croissance	Generation / Growth
<i>Agrandissement, conception, descendance, développement, naissance, procréation, reproduction, etc.</i>	<i>Enlargement, conception, offspring, development, birth, procreation, reproduction, etc.</i>
Genre	Gender
<i>Masculin/féminin/autre, androgynie, féminité, masculinité, misogynie, virilité, etc.</i>	<i>Masculine/feminine/other, androgyny, femininity, masculinity, misogyny, virility, etc.</i>
Guerre / Violence	War / Violence
<i>Armes/armement, brutalité, butin/pillage, combat, destruction, massacre, mort, violence, vol/rapt, etc.</i> <i>Alliance, paix, traité, etc.</i> <i>Armée/soldat, commandant, envoyé, messenger, etc.</i>	<i>Weapons/armament, brutality, loot/pillage, combat, destruction, massacre, death, violence, robbery/abduction, etc.</i> <i>Alliance, peace, treaty, etc.</i> <i>Army/soldier, commander, envoy, messenger, etc.</i>
Justice	Justice
<i>Droit, légitimité, loi, ordalie, rectitude/faute, rétribution/punition, usage, etc.</i> <i>Juge, justicier, etc.</i>	<i>Right, legitimacy, law, ordeal, correctness/fault, retribution/punishment, custom, etc.</i> <i>Judge, justicier</i>
Limite / Passage	Limit / Passage
<i>Borne, extrémité, fermeture/ouverture, frontière, etc.</i> <i>Changement de classe/statut, métamorphose, transgression, transformation, transition, rites de passage, etc.</i>	<i>Boundary, edge, closing/opening, border, limit, etc.</i> <i>Change of class/status, metamorphosis, transgression, transformation, transition, rites of passage, etc.</i>
Louange	Praise
<i>Acclamation, amplification, célébration, exaltation, gloire, hymne, renom, etc.</i> <i>Béni, maître, puissant, saint, très-haut, très-puissant, etc.</i>	<i>Acclamation, magnification, celebration, exaltation, glory, hymn, fame, etc.</i> <i>Blessed, master, mighty, holy, most high, most almighty, etc.</i>
Malveillance	Malevolence

<i>Agressivité, fourberie, imprécation, harcèlement, hostilité, nuisance, punition, vengeance, etc.</i>	<i>Aggression, trickery, imprecation, harassment, hostility, harmfulness, punishment, revenge, etc.</i>
Mobilité	Mobility
<i>Colonisation, commerce, transfert, navigation, pèlerinage, voyage, etc. Marche/course, nage, saut/bond, vol, etc. Aller/revenir, arriver/partir, embaquer/débarquer, guider/conduire, etc. Accès (rampe, escalier, porte), déplacement, vitesse/lenteur, etc.</i>	<i>Colonization, commerce, transfer, navigation, pilgrimage, travel, etc. Walking/running, swimming, jumping/bonding, flying, etc. Going/returning, arriving/departing, embarking/disembarking, guiding/driving, etc. Access (ramp, staircase, door), moving, speed/slow, etc.</i>
Nom barbare	Barbaric Name
<i>Noms d'origine étrangère incompréhensibles : transcription (Bainchooch), numérique (Abrasax), série de voyelles (aeëiouô), palindrome (ablanathanalba), etc.</i>	<i>Incomprehensible names of foreign origin: transcription (Bainchooch), numerical (Abrasax), series of vowels (aeëiouô), palindrome (ablanathanalba), etc.</i>
Objets	Objects
<i>Accessoires de culte, armes, artefacts, biens personnels, habits, outils, parures, ustensiles, etc.</i>	<i>Cult accessories, weapons, artifacts, personal belongings, clothes, tools, ornaments, utensils, etc.</i>
Parenté / Domestique	Kinship / Domestic
<i>Ancêtre, descendant, enfant, fils/fille, frère/sœur, mère/père, etc. Famille, foyer, lignée, maison, etc. En grec, les adjectifs/substantifs en -idès</i>	<i>Ancestor, descendant, child, son/daughter, brother/sister, mother/father, etc. Family, home, lineage, house, etc. In Greek, adjectives/substantives in -idès</i>
Pêche / Chasse	Fishing / Hunting
<i>Archer, chasseur, fauconnier, pêcheur, etc. Crustacés, gibier, poisson, venaison, etc. Arc, carquois, filet, flèche, piège, trident, etc.</i>	<i>Archer, hunter, falconer, fisher, etc. Crustaceans, game, fish, venison, etc. Bow, quiver, net, arrow, trap, trident, etc.</i>
Perception	Perception
<i>Apparence, couleur, dimension, distance, éclat, forme, lumière/obscurité, etc. Corps (tête, organes, membres, poils/cheveux), regard, taille, voix, etc. Beauté/laideur, etc. Émotions, sensorialité, etc.</i>	<i>Appearance, color, dimension, distance, radiance, light/darkness, etc. Body (head, organs, limbs, hair), gaze, size, voice, etc. Beauty/ugliness, etc. Emotions, sensoriality, etc.</i>
Phénomène naturel	Natural Phenomenon
<i>Arc-en-Ciel, éclair/foudre, feu/incendie, floraison, inondation, pluie/grêle, marée, mouvements des astres, sécheresse/humidité, séisme, tempête, tonnerre, vent, etc.</i>	<i>Rainbow, flash/lightning, fire, bloom, flood, rain/hail, tide, star movements, drought/humidity, earthquake, storm, thunder, wind, etc.</i>
Politique	Political

<i>Assemblée, classes (sociales, censitaires), conseil, diplomatie, recensement, serment, vote, etc. Citoyen, empereur, gouverneur, juge, magistrat, roi, seigneur, etc. Cité, collège, fédération, royaume, village, etc.</i>	<i>Assembly, classes (social, censal), council, diplomacy, census, oath, vote, etc. Citizen, emperor, governor, judge, magistrate, king, lord, etc. City, college, federation, kingdom, village, etc.</i>
Propriété / Abondance / Richesse	Property / Abundance / Richness
<i>Bien, cellier/cave/grenier/silo, domaine, terre, trésor, réserve, etc. Gain/profit, profusion, luxe, opulence, prospérité, etc.</i>	<i>Property, cellar/cave/granary/silo, estate, land, treasure, reserve, etc.; Gain/profit, profusion, luxury, opulence, prosperity, etc.</i>
Protection / Bienfaisance	Protection / Beneficence
<i>Aide, défense, miséricorde, patronage, prophylaxie, santé, secours, sécurité, soutien, tutelle, etc. Abriter, éloigner le mal, préserver, sauvegarder, sauver, etc.</i>	<i>Help, defence, mercy, patronage, prophylaxis, health, relief, security, support, guardianship, etc. Sheltering, keeping away evil, preserving, saving, etc.</i>
Quantité / Nombre	Quantity / Numerals
<i>1, 2, 3, etc. Assemblée, beaucoup, infinité, multitude, plusieurs, tous/toutes, etc.</i>	<i>1, 2, 3, etc. Assembly, many, infinity, multitude, several, all, etc.</i>
Relationnel	Relational
<i>Nom formé sur un autre nom (Heraios sur Héra ; Shadrappa sur Shed) Corrélation, délégation (envoyé de, messenger de), dépendance, lien, rattachement, etc.</i>	<i>Name formed on another name (Heraios on Hera; Shadrappa on Shed): Correlation, delegation (sent from, messenger of), dependency, link, attachment, etc.</i>
Santé	Health
<i>Bien-être, convalescence, épidémie, force, guérison, hygiène, incubation, maladie, etc.</i>	<i>Well-being, convalescence, epidemic, strength, healing, hygiene, incubation, disease, etc.</i>
Savoir	Knowledge
<i>Apprentissage, connaissance, éducation, expertise, maîtrise, sagesse, savoir-faire, etc. École, écriture, mémoire, etc. Cacher/monttrer, révéler, transmettre, etc.</i>	<i>Learning, knowledge, education, expertise, mastery, wisdom, know-how, etc. School, writing, memory, etc. Hiding/showing, revealing, transmitting, etc.</i>
Séduction / Sexualité	Seduction / Sexuality
<i>Attractivité, beauté, charme, désir, fascination, persuasion, etc.</i>	<i>Attractiveness, beauty, charm, desire, fascination, persuasion, etc.</i>
Signe divin	Divine Sign
<i>Divination, élection, épiphanie, oracle, ordre divin, phénomène naturel, rêve/songe, vision, etc.</i>	<i>Divination, election, epiphany, oracle, divine order, Nnatural phenomenon, dream/songe, vision, etc.</i>
Social	Social
<i>Amitié, association, concorde, convivialité, exclusion, fête, intégration, isolement, hospitalité, mariage, serment, etc.</i>	<i>Friendship, association, concord, conviviality, exclusion, festival, integration, isolation, hospitality, marriage, oath, etc.</i>

<i>Conflit, distribution, échanges (don/contre-don), partage, régulation, relation, répartition, etc. Rapports sociaux : riche/pauvre, citoyen/étranger, libre/esclave, etc.</i>	<i>Conflict, distribution, exchanges (gift/counter-gift), sharing, regulation, relationship, distribution, etc. Social status: rich/poor, citizen/foreigner, free/slave, etc.</i>
Sport / Spectacle	Sport / Show
<i>Chant, concours, course, danse, défilé, mime, musique, etc. Gymnase, hippodrome, stade, théâtre, etc.</i>	<i>Singing, competitions, running, dance, parade, mime, music, etc. Gymnasium, hippodrome, stadium, theatre, etc.</i>
Temporalité	Temporality
<i>Âge : jeune, mûr, vieux, etc. Avant/après, début/fin, etc. Calendrier : jour, mois, année, saison, etc. Durée, éternité, longévité, permanence, rupture, rythme, etc.</i>	<i>Age: young, mature, old, etc. Before/after, start/end, etc. Calendar: day, month, year, season, etc. Duration, eternity, longevity, permanence, rupture, rhythm, etc.</i>
Titre	Title
<i>Dame/seigneur, dieu/déesse, génie, maîtresse/maître, grand, etc.</i>	<i>Lady/lord, god/goddess, genie, mistress/master, great, etc.</i>
Toponyme	Toponym
<i>Nom de lieu</i>	<i>Place name</i>
Végétal	Plant
<i>Arbre, bourgeon, fleur, forêt, frondaison, fruit, graine, sève, tige, rameau, racine, etc. Céréale, légume, plante, etc.</i>	<i>Tree, bud, flower, forest, frond, fruit, seed, sap, stem, branch, root, etc. Cereal, vegetable, plant, etc.</i>