



HAL
open science

Experimental investigation of the aluminum combustion in different O₂ oxidizing mixtures: Effect of the diluent gases

Alexandre Braconnier, Christian Chauveau, F. Halter, S. Gallier

► **To cite this version:**

Alexandre Braconnier, Christian Chauveau, F. Halter, S. Gallier. Experimental investigation of the aluminum combustion in different O₂ oxidizing mixtures: Effect of the diluent gases. *Experimental Thermal and Fluid Science*, 2020, 117, pp.110110. 10.1016/j.exptthermflusci.2020.110110 . hal-02552912

HAL Id: hal-02552912

<https://hal.science/hal-02552912v1>

Submitted on 13 May 2020

HAL is a multi-disciplinary open access archive for the deposit and dissemination of scientific research documents, whether they are published or not. The documents may come from teaching and research institutions in France or abroad, or from public or private research centers.

L'archive ouverte pluridisciplinaire **HAL**, est destinée au dépôt et à la diffusion de documents scientifiques de niveau recherche, publiés ou non, émanant des établissements d'enseignement et de recherche français ou étrangers, des laboratoires publics ou privés.

Experimental investigation of the aluminum combustion in different O₂ oxidizing mixtures: effect of the diluent gases

A. Braconnier^{a*}, C. Chauveau^b, F. Halter^b and S. Gallier^a

^a ArianeGroup, CRB, 9 rue Lavoisier, 91710 Vert-Le-Petit, France

^b ICARE-CNRS, 1C avenue de la recherche scientifique 45071 Orléans Cedex, France

* Corresponding author.

E-mail address: alexandre.braconnier@cnrs-orleans.fr

Abstract

The existence of different distinct phases during the aluminum combustion process was unambiguously proved and widely discussed in several studies on single burning aluminum particles. Indeed, in the case of a combustion in diffusion vapor phase, the formation of growing aluminum oxide caps on the droplet surface is suspected to drive the transition from a symmetric to an asymmetric regime. Especially based on diverse observations for aluminum particles burning in O₂/N₂, a hypothesis was proposed on the effect of N₂ which probably contributes to the regime transition occurrence. To extend research efforts and get a further understanding of the asymmetric transition development, and, more generally on aluminum combustion, an analysis in O₂/N₂, O₂/Ar and O₂/He oxidizing mixtures is presented. This work is based on an advanced experimental technique allowing to levitate a single particle and visualize its self-sustained combustion with high temporal and spatial resolution. Combustion parameters of ignited micron-sized aluminum particles (30 to 100 μm) at atmospheric pressure were accurately determined using optical diagnostics. Results provide a new quantified dataset and allow to compare the relative effect of N₂, Ar and He as diluent gases in the aluminum combustion process. Burning times are found to be similar, regardless of the considered diluent gas, as well as the aluminum consumption rate in symmetric regime. However, estimations on the relative duration of the symmetric phase demonstrate a potential influence of N₂ which promotes the regime transition in comparison with Ar and He for low molar fraction of oxidizer. The ratio between flame and droplet diameters is also modified depending on the inert gas and is determined. Observed trends are discussed and compared to available data to improve the description and quantification of the relative influence of the inert gases.

Keywords: Aluminum combustion; Experimental characterization; Solid propulsion.

1. Introduction

Since many years, energetic materials used in solid rocket motors (SRM) contain aluminum micron-sized particles. Especially useful to increase temperatures and thrust, burning aluminum particles are also suspected to drive damaging thermo-acoustic instabilities inside SRM [1]. In addition, incomplete aluminum combustion could result in performance loss. Thus, the understanding of the aluminum combustion process in representative SRM conditions is required to improve predictive models and ensure motor reliability and performance.

Micro-sized aluminum particles react inside the SRM chamber, near the solid propellant surface [2]. Surrounding ambient environment is composed of various oxidizers such as CO, H₂O and CO₂ but an important proportion of inert gas N₂ can also be found. Inert gas N₂ is suspected to participate to the transition from symmetric to asymmetric phase during the aluminum combustion process as suggested by Dreizin [3] and recently accurately observed [4] through studies on single burning aluminum particles.

The existence of different combustion modes was first identified on burning aluminum samples in a flat propane/oxygen flame with additional N₂ flow [5]. Authors observed distinct

60
61 aluminum combustion behaviors, with and without fragmentation of the aluminum particles.
62 Fragmentation occurrence is attributed to the partial pressure of oxygen and this mode is
63 presented as more rapid and also more complete [5]. The effects of the inert gases N₂ and Ar
64 on the combustion process were directly investigated [6]. Observations made on freely falling
65 droplets report differences on particles trajectories and on light emission traces, with vigorous
66 spinning / jetting and irregular emissions in the case of particles burning in air. Analysis of
67 quenched droplets has also shown non-symmetric smoke patterns with an important
68 hemispherical aluminum oxide lobe for droplets ignited in air. Important light or trajectory
69 variations as well as agglomeration of oxide on droplet surface were not identified with
70 combustion in O₂/Ar. Assumption that accumulation of aluminum oxide on the surface can
71 explain the variation in the combustion behavior has been established [6].
72

73 Based on this conclusion, several studies were conducted and focused on determining the
74 accumulation process of oxide on the burning droplet surface and the effect of N₂ [3, 7-9].
75 Relying on experimental results, a detailed mechanism was proposed, considering that gaseous
76 suboxides are formed in the flame during intermediate reactions and diffuse to the liquid droplet
77 surface before being dissolved in the aluminum, modifying aluminum boiling point and
78 therefore, liquid droplet temperature. Then, depending on the equilibrium binary Al-O phase
79 diagram, heterogeneous reactions can produce oxygen-containing species on droplet surface,
80 independently of the diluent gas. In the case of aluminum burning in O₂/N₂, the formation of
81 intermediate NO can contribute to additional oxygen diffusion to the particle, accelerating the
82 oxide lobe growth.
83

84 Existence of NO species was supported by SEM and X-ray analysis [10], however data
85 highlighting the relative N₂ effect on combustion parameters are scarce, requiring to be
86 completed. The few available data reported that combustion times, combustion rates and flame
87 sizes, both in N₂ or Ar diluted with dry or wet oxidizers, are similar [11-13]. The widely-used
88 Beckstead's correlation estimating the combustion time of an isolated burning aluminum
89 particle [14] deviates from the theoretical D^2 model determined for evaporation of liquid fuel
90 droplets [15]. Combustion time is given to depend on the initial particle diameter as D_0^n with
91 a reduced burning time exponent $n \sim 1.8$. Several parameters are also considered such as ambient
92 temperature and pressure as well as the oxidizer proportions and efficiency. Nonetheless,
93 according to global observations, even if the burning time seems independent of the diluent gas,
94 the non-consideration of a potential diluent efficiency in this correlation has to be validated.
95 Indeed, diffusion of species drives reactions in the diffusion mode and the influence of inert
96 gases properties (heat capacity, mass diffusivity, etc.) is not established despite its potential
97 effect. Information on this aspect could improve our current understanding of the various
98 phenomena that lead to the regime transition and combustion process of aluminum.
99

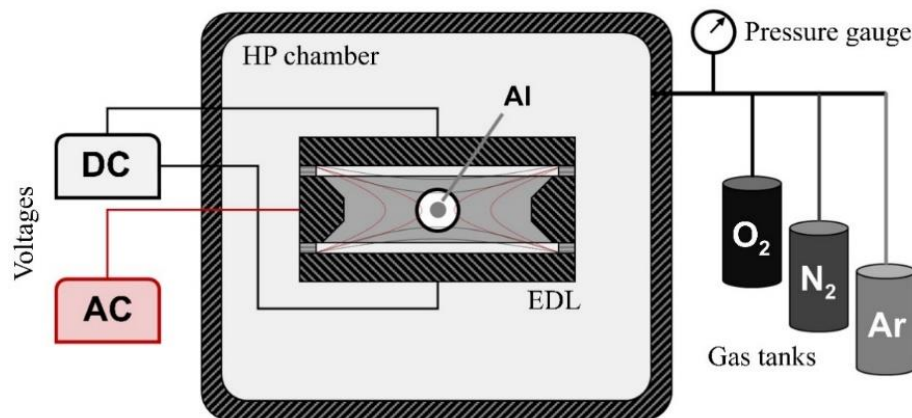
100 This work addresses the combustion of single levitated aluminum particles, varying dilution
101 conditions (type of inert gas and proportions) in O₂ at atmospheric pressure. Particle size is
102 selected to be representative of the particle size initially used solid propellants to the typical
103 size of aluminum agglomerates in SRM (30 to 120 μm). An advanced experimental set-up is
104 proposed, allowing to characterize droplet combustion process in static and controlled gaseous
105 environments. Optical diagnostics allow high temporal and spatial resolution to finely evaluate
106 combustion parameters and interaction mechanisms between aluminum and its oxide. This
107 study is devoted to providing new and more accurate experimental data, especially on the effect
108 of the diluent gases using latest imaging technologies.
109

110 2. Experimental set-up

111 The results presented in this paper are based on the experimental apparatus used and detailed
112 in a previous study on aluminum combustion [4]. Thus, an electrostatic levitator (EDL) is
113 used to isolate a single aluminum particle in an electric field without any perturbing physical
114
115
116
117
118

119
120
121
122
123
124
125
126
127
128
129
130
131
132
133
134
135
136
137

mean. Confinement in a high pressure chamber allows creating a static gaseous environment to prevent from convective effects while controlling the ambient conditions in terms of pressure and composition. Molar composition is controlled by a high pressure gauge, using partial pressures. Schematic representation of the apparatus is represented in Fig. 1.



138
139
140

Figure 1. Schematic representation of the experimental apparatus

141
142
143
144
145
146
147
148
149

Once ambient conditions are fixed, aluminum particles are charged by triboelectric effect in the injector and injected inside the EDL. A particle cloud is firstly formed in the EDL and a single sample is then isolated by adjusting voltages parameters. Hence, the electric field is used to set a reproducible initial position of the particle. Then, considerable charge losses occur at high temperature by thermoionic emission during combustion [3] and prevent from any influence of the electric field on condensed species. Several tests were conducted on this issue and corroborate this assumption. Moreover, despite possible ionization in the flame, axisymmetric geometry of the electric field inside the EDL preserves combustion from any preferential and perturbing electric effect on the reacting zone.

150
151
152
153
154
155
156
157
158
159
160

Combustion is ignited by a separated and focused CO₂ laser beam as shown in Fig. 2. Measurements are mainly based on optical diagnostics. First, filtered photomultiplier tubes (PM) are used to transform the light emission collected during combustion into voltage signals and a trace of the light intensity is recorded (Fig. 2). The CO₂ laser is synchronized with a photomultiplier signal and its extinction is triggered when the luminous emission from the heated particle exceeds a defined threshold, ensuring the self-sustained combustion of the aluminum droplet. A high-speed camera PHANTOM V1611 combined with a long-distance microscope QUESTAR QM100 is also focused on the single burning particle (Fig. 2). Dynamics sequences are recorded with high temporal and spatial resolution (up to 40000 fps for 1.7 - 2.5 $\mu\text{m}/\text{px}$) and a fine evolution of the combustion parameters is determined. The camera recording is coupled to the laser trigger which is the temporal origin.

161
162
163
164
165
166
167
168
169
170

Initial droplet diameter and temporal evolution of the droplet/flame diameters are determined by a home-made Matlab processing routine based on intensity profile analysis. Combustion time is defined as the duration between ignition and extinction. Ignition is directly identified on the videography from the high-speed camera, coinciding to the time of the first picture where the diffusion flame takes place around the melted aluminum particle. Extinction corresponds to the end of the combustion process and is considered when the intensity of the photomultiplier signal recovers its initial value. Thus, the burning time is calculated using synchronized information of the high-speed camera and photomultipliers respectively determined with image processing and signal processing.

171
172
173
174
175
176
177

More detail on the set-up and post-processing can be found in [4].

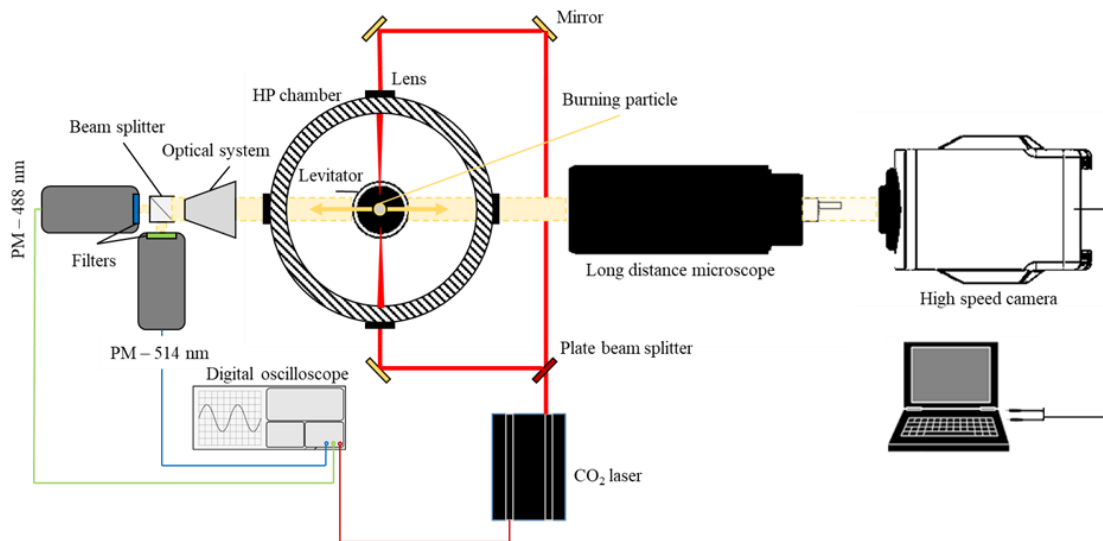


Figure 2 . Schematic representation of the experimental setup

3. Results

3.1. Combustion time

The combustion time could be a direct indicator of the influence of the ambient composition and was consistently measured according to the initial droplet diameter D_0 and compared to the correlation established by Beckstead [14] in Fig. 3. Each single point represents one measurement following the methodology previously described.

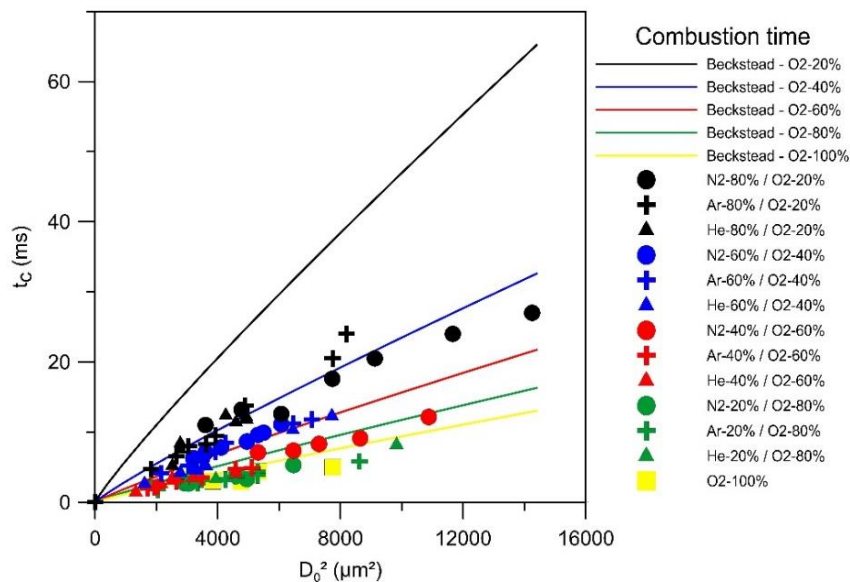


Figure 3. Evolution of the combustion time in several ambient compositions with respect to the square initial particle diameter

A first observation is that the experimental trends are generally in agreement with the correlation but the predictions systematically overestimate the combustion time. Beckstead's correlation is a global fit among many various experimental data and this divergence could be explained by the different experimental conditions used by authors. Nevertheless, results indicate that combustion time evolves almost linearly with the square of the initial droplet diameter and gradually decreases when oxidizer proportions increase, regardless of the diluent

gas. To compare the influence of inert gases N₂, Ar and He, detailed results on combustion time for each dilution ratio are presented in Fig. 4.

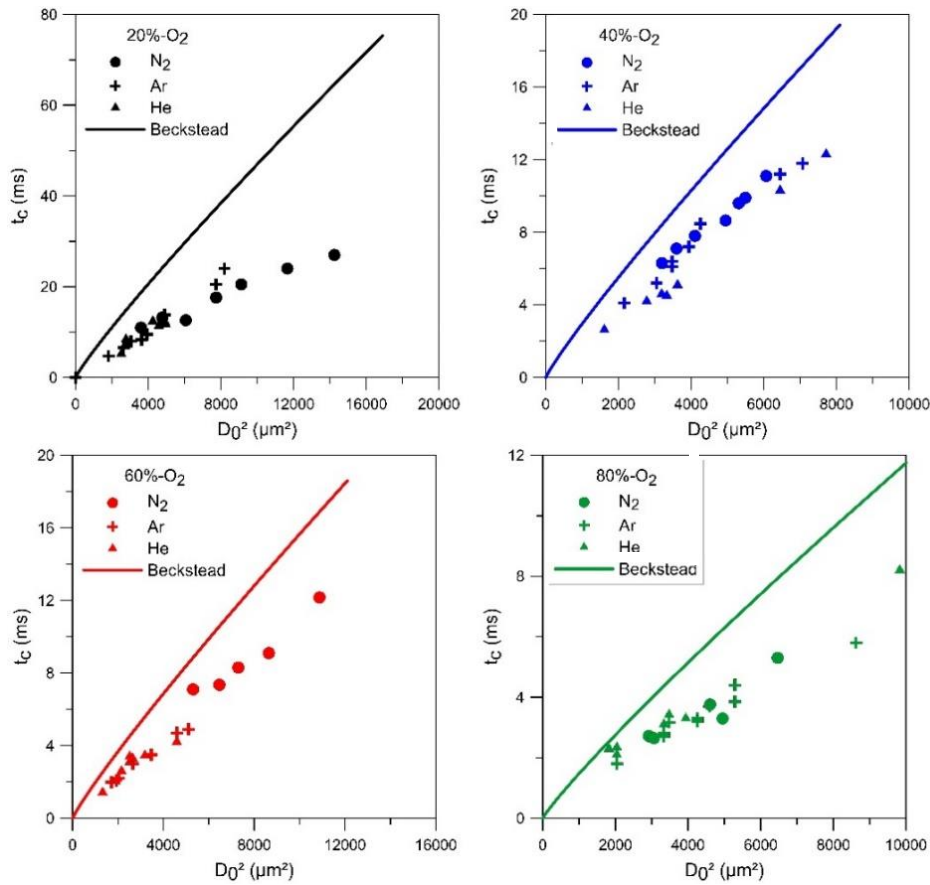


Figure 4. Evolution of the combustion time for different ambient dilution ratio

According to the dataset, the nature of the inert gas does not modify significantly the combustion times which remain similar, even with elevated diluent proportions. This trend confirms reported data from literature. Finally, as considered by Beckstead's correlation, diffusive and thermal properties of the diluent do not have a major effect on the overall combustion of micron-sized aluminum particles and the burning time of a single droplet seems to be driven by the dilution ratio which modifies the reaction rate.

The determination of the burning time exponent is presented in Fig. 5. This calculation is established considering that the aluminum particle totally burns and that the droplet diameter evolves during the overall combustion process following Eq. 1. Using these assumptions, Eq. 2 is deduced with C a constant and the exponent n is then estimated for each ambient condition.

$$D^n(t) = D_0^n - kt \quad (1)$$

$$n = \frac{\ln t_c}{\ln D_0} + C \quad (2)$$

Data are consistent with documented values. In the cases of argon and helium, trends show that the combustion time is close to the D^2 law for low oxygen contents ($\%O_2 < 40\%$). For dilutions in N₂ and for oxygen-rich mixtures ($\%O_2 > 60\%$), the value of the exponent is lower, indicating that the aluminum combustion process diverges from the theoretical expectations based on the combustion of liquid fuel droplets [15]. Considering the data sensitivity to measurements errors, this interpretation has to be taken with care. The

assumptions are questionable in some cases, particularly for N₂ dilution and high oxygen proportions where a significant part of unburned aluminum was often observed at the end of the combustion process. Analysis of additional parameters is hence required to confirm those results.

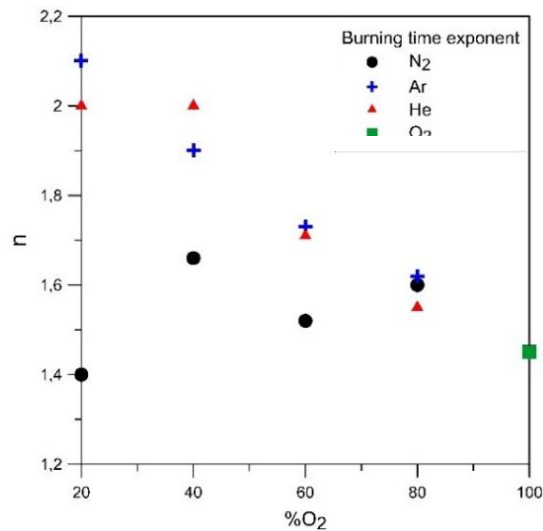


Figure 5. Evolution of the burning time exponent n for different ambient conditions

3.2. Aluminum surface regression in symmetric regime

Aluminum consumption rate is an important indicator of the effect of ambient conditions. The regression of the droplet diameter during the symmetric combustion phase is expected to follow a theoretical law as expressed in Eq. 1. Because of the small measurable variation of the droplet diameter on a limited time, especially for N₂, the determination of the exponent n is sensitive to measurement errors. Thus, in an attempt to also evaluate the effects of dilution conditions on aluminum consumption in symmetric regime, the comparative method used in this work was based on the classical D^2 law and the exponent n was set to 2. Indeed, in the symmetric regime, the droplet surface covered by the oxide lobe is small so that a classical D^2 law is expected to hold. The quantity k is a scalar representative of the evaporation rate and defined in Eq. 3. It was experimentally determined using direct visualization for each burning particle. The evaporation rate is constant for given ambient conditions and evolution of k according to the oxygen proportion and the diluent gases is presented in Fig. 6. Each single point represents the average value for a selected diluent gas and error bars indicate the standard deviation. The evaporation coefficient increases for high oxygen contents and the aluminum consumption during the symmetric phase is similar for the different inert gases.

Theoretically, the evaporation process of an isolated burning droplet is driven by heat and mass transfers from the flame to the particle. The heat/mass flux mainly depends on the diffusion properties of the surrounding burning droplet environment. Considering the D^2 law for a Lewis number equal to 1 ($Le \sim 1$), the definition of the Spalding number B_T is given in Eq. 4 and Eq. 5 gives the theoretical expression of the evaporation rate k [16]. Gas thermophysical properties (density ρ_s , heat capacity C_p , heat of reaction Q , latent heat of vaporization L_v) and diffusion properties (thermal diffusivity α_s) are obtained from thermochemical computations from *NASA Chemical Equilibrium with Applications* (CEA) [17]. Aluminum density ρ_l at high temperatures is taken at 1600 kg/m³. Eq. 4 and 5 are computed for different oxidizer mass fractions Y_{O_∞} . Theory is compared to experimental results in Fig. 6 and predicts consistent evaporation rates for dilution with N₂ and Ar and a higher evaporation rate with He. Finally, results are in global accordance with theory, except for combustion in He and for undiluted case. Models or assumptions considered for the theoretical predictions of the evaporation rate according to the D^2 law are possibly limited (high fraction of condensed smoke for undiluted

combustion, $Le \neq 1$ for high dilution in He, etc.). Further investigations will be conducted combining experimental results and numerical simulations to help identify those discrepancies.

$$\left| \frac{d(D^n(t))}{dt} \right| = k \quad (3)$$

$$B_T = \frac{C_p (T_\infty - T_s) + \left(\frac{F}{Q}\right)_s Y_{O_\infty} Q}{L_v} \quad (4)$$

$$k = \frac{8 \rho_s \alpha_s \ln(1 + B_T)}{\rho_l} \quad (5)$$

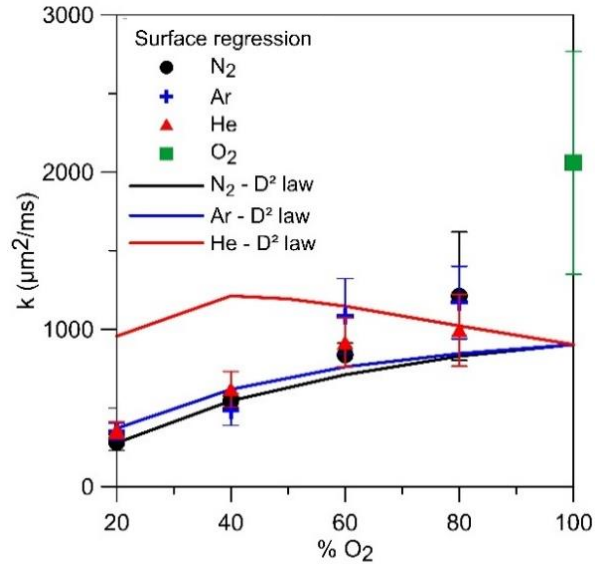


Figure 6. Evolution of the evaporation coefficient k according to the ambient conditions - Measurements and estimates from D^2 law

3.3. Reaction zone

In order to complete information on the effect of the diluent gases on combustion characteristics in the symmetric regime, the position of the flame is analyzed depending on ambient conditions. The flame boundary is optically defined as the brightest border observed in the reaction zone, corresponding to a thermal limit close to the maximum Al_2O_3 mole fraction. This limit is identified analyzing the deconvoluted intensity profile with Abel inversion process. Evolution of the flame radius R_f normalized by the droplet radius R_d was directly measured on each recorded picture with image processing. The quantity R_f/R_d is found to be relatively constant during the combustion in the symmetric regime and independent of the initial droplet diameter. This value is also reproducible for fixed ambient conditions and is represented in Fig. 7 as a function of the oxygen proportion. Each single point represents the average ratio for a selected diluent gas and error bars indicate the standard deviation.

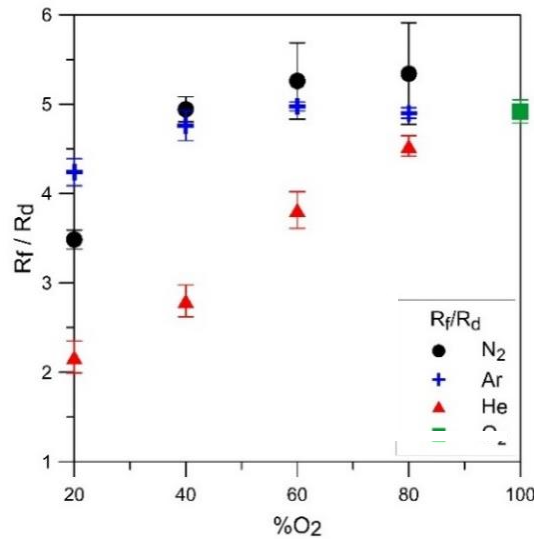


Figure 7. Evolution of the normalized flame radius according to ambient composition

Results show that the variation of the dilution ratio modifies the flame position and the normalized flame radius increases with the oxygen content. The flame is closer to the droplet surface when burning in He and relatively further for N₂ and Ar. These observations corroborate the evolution of the evaporation constant. Indeed, increasing of k suggests a higher aluminum mass rate and subsequently, for a given droplet surface, an increased speed of the buoyant flow ejected from the boiling particle. Moreover, according to the data computed with CEA application, mass diffusivity and density of the gaseous components at the droplet surface are nearly constants according to the oxygen proportions. In this case, considering the theoretical approach for a burning droplet in the conditions predicted by the D^2 law [16], the flame size mainly depends on the ratio between the mass rate and the Spalding number which increases for oxygen rich mixtures. Finally, it can explain that the distance between the flame and the burning droplet possibly grows with increasing oxygen fraction. Then, k is relatively constant independently of the inert gas and He has a high mass diffusivity compared to N₂ and Ar, justifying the close position of the flame in the case of high dilution in He.

3.4. Regime transition

The characterization of the transition from symmetric to asymmetric phase is essential to evaluate the respective contribution of the different combustion regimes to the overall burning process. This transition is visually defined when the flame shape is modified (Fig. 9 (a) 3), also corresponding to a specific increase in light emission. The regime transition was identified with N₂, Ar and He for low and high dilution contents. However, the duration of the symmetric phase t_{avp} and the droplet diameter at transition occurrence D_{avp} , respectively scaled by the combustion time t_c and initial droplet diameter D_0 , depend both on the inert gas and its relative proportions. Their evolution is exposed in Fig. 8. Each single point corresponds to the average of the relative values for a selected diluent gas and error bars indicate the standard deviation.

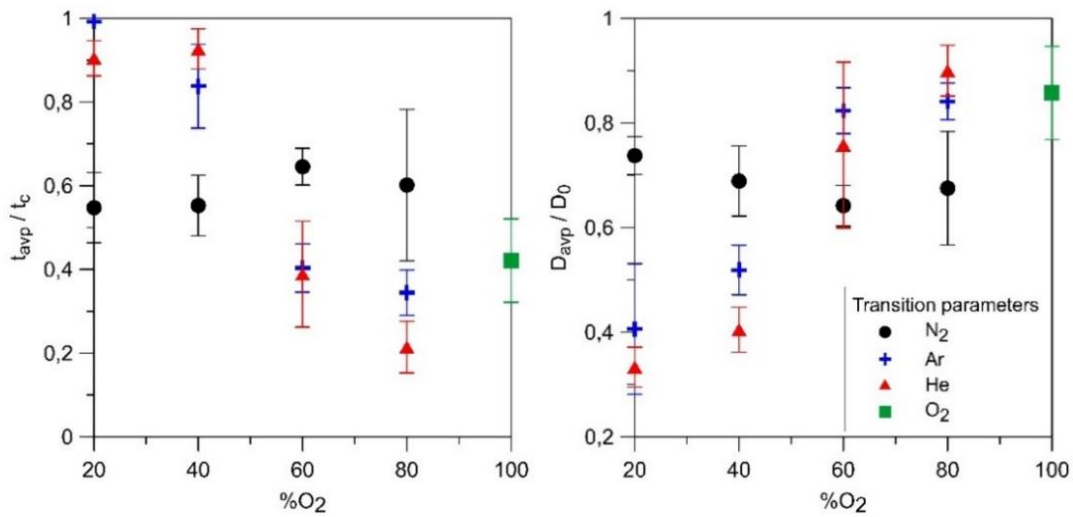



Figure 8. Effect of the dilution conditions on the regime transition

In the case of high dilution levels, where the effect of the diluent gases is noticeable, the presence of N₂ contributes in decreasing the duration before regime transition compared to Ar and He. Evaluation of D_{avep} also corroborates this expectation and the droplet diameter before transition in N₂ is relatively larger (Fig. 8). For combustion with high dilution in Ar and He, transition occurs close to the end of the burning process when the aluminum particle is almost totally consumed, meaning that the combustion is symmetric all the way through. (Fig. 8). Thus, the diluent gases are identified to have respective influences on the combustion process for high dilution ratio (%O₂ < 40%). On the opposite, this trend is then less marked for low dilution ratio where the effects of N₂, Ar and He are restrained. Considering the data scatter for high oxygen fraction (%O₂ > 60%), the transition parameters become mainly driven by the relative oxygen content and the different inert gases are supposed to have a weak effect. A specific trend has to be noticed when burning in N₂ atmosphere with constant transition parameters, irrespective of the dilution level.

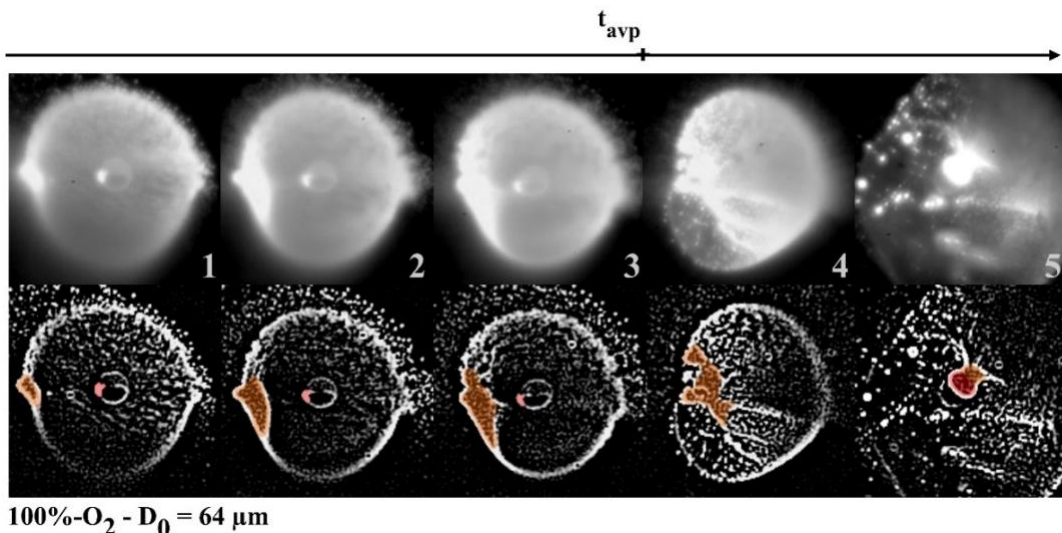
Combustion processes for high dilution in N₂, Ar and He are illustrated in Fig. 9. For each case (a), (b) and (c), left pictures are raw unprocessed and a Laplacian filter is applied to the right pictures to highlight the oxide lobe evolution. This image processing approximates the second derivative in both directions of the picture which is then represented as a gray-scale image to allow the contour detection. The oxide lobe corresponds to the brighter zone on non-processed pictures and is colored (red) on the filtered images.

Different changes in oxide lobe size are observed depending on the inert gas considered in oxygen-lean mixtures. Accumulation of oxide on the droplet surface is noticed for particles burning in N₂/O₂ (Fig. 9 (a)). Because of the accumulation process, the droplet is quickly partially or totally covered by the oxide lobe, generating an early regime transition (Fig. 9 (a) 2-3). For other inert gases, the volume of the oxide cap remains limited and more or less constant, approximately equal to the volume of the initial molten alumina layer (Fig. 9 (b)-(c)). Nonetheless, during the combustion process, the relative surface covered by the initial oxide lobe increases with the droplet size reduction and becomes finally important enough to trigger a late transition (Fig. 9 (b)-(c) 3).



551 **Figure 9.** Video pictures of the combustion process for high diluted ambient conditions –
552 Oxide lobe in red

553 For low dilution, the size of the oxide lobe is observed to increase regardless of the
554 diluent. Furthermore, Fig. 10 presents the combustion process of an aluminum particle
555 burning in an environment containing only O₂. The upper images are unprocessed and a
556 Laplacian filter is applied on the lower picture, allowing to distinguish the oxide lobe (red)
557 and the smoke products (orange). As observed, in undiluted conditions, condensed smoke
558 products can be directly transported to the burning particle (Fig. 10 1-2-3) and impact the
559 droplet surface (Fig. 10 4). The oxide lobe size is clearly modified by this process and grows
560 significantly on the reactive surface (Fig. 10 3-5), shifting the combustion regime. In this
561 case, it seems that significant lobe formation results from direct transport of condensed oxide
562 from the flame.
563
564



581 **Figure 10.** Video pictures of the combustion process in an undiluted environment

582 4. Discussion

583 Various trends on the relative effect of non-reactive species are identified. Based on reported
584 data and different assumptions, contributions of the diluent gases in aluminum combustion
585 process, especially on transport mechanisms, can be described.
586
587
588
589
590

591
592 First, even if analysis of the combustion time does not highlight a potential influence of
593 the diluent gases, modification of the burning time exponent n is a first indicator on the
594 respective roles of N_2 , Ar and He. Indeed, in the case of aluminum combustion, modification
595 of the exponent n can be attributed to the accumulation of condensed oxide and subsequent lobe
596 formation on the droplet surface [14]. Thus, values of n ($n \sim 2$) for high dilution in Ar and He
597 suggests that those ambient conditions limit the oxide production or diffusion back to the
598 droplet. Conversely, the reduction of the burning time exponent in the case of dilution in N_2 or
599 for high oxygen contents ($\%O_2 > 60\%$) could indicate that expansion of an oxide lobe on the
600 droplet surface is sufficiently considerable to alter the combustion process.
601

602 The trends of the aluminum evaporation rate according to the oxygen proportions for
603 the different inert gases are in a relative accordance with theoretical expectations, meaning that
604 the combustion process in symmetric regime probably follows the D^2 law. The variation of n
605 can hence be attributed to the regime transition and to the inherent lobe formation. Moreover,
606 considering the lower value of the burning time exponent for combustion with N_2 compared to
607 Ar and He for high dilution levels, the accumulation of oxide is supposed to be more important.
608 However, this process reduces the surface available for aluminum evaporation and can
609 potentially decrease the evaporation rate. Estimations of k for N_2 and Ar do not account for this
610 assumption, indicating a fast expansion of the oxide lobe on the droplet surface and supporting
611 the theory of the reported transition mechanism [7].
612

613 Investigations on the transition phase reported that the presence of N_2 contributes to an
614 earlier modification of the combustion regime. Considering that the regime transition is driven
615 by the accumulation of aluminum oxide and lobe formation on the droplet surface, those results
616 could be consistent with the assumption of the formation of low reactive NO species which may
617 contribute to transport oxygen from the flame to the droplet [8]. This phenomenon is especially
618 notable for important N_2 proportions where potential NO formation is considerably favored,
619 generating fast production of condensed alumina on the droplet surface by heterogeneous
620 reaction with aluminum [9]. In high fractions of Ar and He, transition regime occurs tardily and
621 the accumulation of oxide on burning droplets is not observed, suggesting that transport of O,
622 O_2 and suboxides to the reacting surface is limited or even inhibited, probably due to their high
623 reactivity.
624

625 Various mechanisms can drive the transport of both condensed oxide and oxygenated
626 species from the flame to the burning droplet, leading to oxide lobe expansion. Diffusiophoresis
627 and thermophoresis can possibly allow the transport of small condensed oxide particles to the
628 droplet surface (Fig. 10) and gaseous oxygen-containing molecules can reach the molten
629 aluminum by diffusion. The comparison between dilution in Ar and in He is interesting to
630 evaluate respective contributions of those phenomena. Adiabatic flame temperatures are
631 relatively analogous and equilibrium speciations are the same but dilution in He promotes a
632 highly diffusive environment ($D_{O_2/He}/D_{O_2/Ar} \sim 4$) which potentially contributes to the species
633 transport. Nonetheless, results on transition parameters do not indicate any significant disparity
634 and therefore, the diffusive effects (diffusiophoresis and mass diffusion) do not appear to be
635 processes governing oxide lobe formation.
636

637 Following those observations and data, it is also interesting to note that the burning time
638 is not altered by the variation of the transition parameters for a given dilution ratio. The
639 evaporation rate is expected to dramatically decrease in the asymmetric phase because of the
640 reduced reacting surface, that is why a modification on the trend of the burning time could be
641 expected for combustion in N_2 compared to Ar and He, especially for high diluent proportions.
642 Qualitative observations made with high-speed camera suggest an important quantity of
643 unburned aluminum in the case of an early transition regime, possibly justifying that the overall
644 combustion time is reduced compared to the expectations.
645
646
647
648
649

650
651 Correlating the accumulation process of oxygenated products on the droplet surface with
652 the transition parameters requires complementary data. Indeed, observations in various
653 conditions indicate that the oxide lobe could be more or less spread on the droplet surface and
654 composition of the oxide cap can be strongly dependent on the temperature history [7]. The
655 regime transition is assumed to be associated with the relative covered surface by the oxide lobe
656 and is supposed to occur when a threshold coverage is reached, so that surface tension of the
657 oxide lobe could also be decisive. In these conditions, investigations on the dependence of the
658 oxide lobe composition and its surface tension to the temperature has to be extended.
659

660 661 **5. Conclusion**

662 The contribution of N₂ diluent in the combustion of a single aluminum particle in O₂ atmosphere
663 has been analyzed in an experimental study and compared with Ar and He, investigating several
664 combustion parameters. These diluents were also selected to highlight the relative influence of
665 heat capacity, diffusivity or thermal conductivity on the combustion process in diffusion mode.
666

667 Overall, regardless of the inert gas, dilution reduces temperatures and aluminum
668 consumption rate, resulting in a flame closer to the droplet and a longer combustion time. The
669 combustion dynamics is also modified. A high oxygen proportion surrounding the particle is
670 assumed to enhance the transport of oxygenated species from the flame to the particle,
671 contributing to a quick formation and accumulation of aluminum oxide on the droplet surface.
672 Moreover, additional direct transport of condensed smoke particles can potentially occur,
673 feeding the oxide lobe. Hence, the duration of the symmetric combustion regime is found to
674 decrease when the ratio of oxidizer increases.

675 It was found that intrinsic properties of the diluent gases do not have a significant effect
676 on combustion characteristics. Indeed, only the position of the flame was found to be dependent
677 on the diluent characteristics. However, the modification of the inert gas is likely to alter the
678 symmetric/asymmetric transition parameters. In same proportions, transition regime occurs
679 relatively earlier for dilution with N₂ due to the important expansion of the oxide cap. Thus,
680 these observations and data are consistent with the transport mechanism which assumes that the
681 formation of low reactive NO species enhances the oxygen supply inward the droplet,
682 contributing to heterogeneous reactions. The evaporation rate during the symmetric phase also
683 remains similar for N₂, Ar and He, indicating that accumulation of oxide on the droplet surface
684 either does not restrain the fuel evaporation or is not progressive but rather sudden. Otherwise
685 it was note that the burning time is not altered by the variation of the symmetric phase duration
686 despite theoretical expectations. Then, High diffusivity of He was assumed to enhance the
687 oxygen diffusion to the particle, but, according to the similarities of the combustion dynamics
688 in Ar and He, diffusivity of the diluent gas does not appear as a significant parameter. Thus, the
689 main mechanism for oxygen transport is likely the thermophoresis of oxygen-containing
690 species produced in the flame.
691

692 To conclude, a new dataset on aluminum combustion in O₂/diluent mixtures was
693 provided and some assumptions were supported or discussed. These data have to be considered
694 for the selected and representative particle size range. Contribution of some mechanisms can
695 be potentially different in the case of coarser particles (diffusion, thermophoresis, conduction,
696 etc.). The independence of the burning time on the variations of the combustion dynamics
697 remains interesting and has to be further explained by future works. Investigations on the
698 accumulation process of oxide on the droplet surface has to be extended. Quantitative
699 estimations of the oxide lobe size evolution during combustion could improve the
700 understanding. Furthermore, information is required on chemical composition and surface
701 tension of the oxide lobe according to the temperature history during the combustion process
702 to confirm the relevance of the interpretations made in this work.
703
704
705
706
707
708

References

- [1] S. Gallier, F. Godfroy, Aluminum Combustion Driven Instabilities in Solid Rocket Motors, *J. Propul. Power* 25 (2009) 509-521
- [2] M.W. Beckstead, R.L. Derr, C.F. Price, A model of composite solid-propellant combustion based on multiple flames, *AIAA Journal* 8(12) (1970) 2200-2207
- [3] E.L. Dreizin, Experimental study of stages in aluminium particle combustion in air, *Combust. Flame* 105(4) (1996) 541-556
- [4] A. Braconnier, C. Chauveau, F. Halter, S. Gallier, Detailed analysis of combustion process of a single aluminum particle in air using an improved experimental approach, *International Journal of Energetic Materials and Chemical Propulsion* 17(2) (2018) 111-124
- [5] R. Friedman, A. Maček, Ignition and combustion of aluminium particles in hot ambient gases, *Combust. Flame* 6 (1962) 9-19
- [6] J.L. Prentice, L. Nelson, 1967, Differences between the combustion of aluminum droplets in air and in an oxygen-argon mixture, Naval Weapons Center, China Lake, California.
- [7] E. Dreizin, Effect of Phase Changes on Metal-Particle Combustion Processes, *Combust. Explo. Shock+* 39(6) (2003) 681-693
- [8] E.L. Dreizin, On the mechanism of asymmetric aluminum particle combustion, *Combust. Flame* 117(4) (1999) 841-850
- [9] E.L. Dreizin, Experimental study of aluminum particle flame evolution in normal and micro-gravity, *Combust. Flame* 116(3) (1999) 323-333
- [10] P. Bucher, R.A. Yetter, F.L. Dryer, E.P. Vicenzi, T.P. Parr, D.M. Hanson-Parr, Condensed-phase species distributions about Al particles reacting in various oxidizers, *Combust. Flame* 117(1-2) (1999) 351-361
- [11] J.L. Prentice, 1974, Aluminum droplet combustion: rates and mechanisms in wet and dry oxidizers, Naval Weapons Center, China Lake, CA.
- [12] V. Sarou-Kanian, J.C. Rifflet, F. Millot, G. Matzen, I. Gökalp, Influence of nitrogen in aluminum droplet combustion, *Proceedings of the Combustion Institute* 30(2) (2005) 2063-2070
- [13] A. Zenin, G. Kusnezov, V. Kolesnikov, Physics of aluminum particle combustion at convection, *Proc. 38th Aerospace Sciences Meeting and Exhibit*, American Institute of Aeronautics and Astronautics, (2000).
- [14] M. Beckstead, 2004, A summary of aluminum combustion, Brigham Young Univ Provo Ut.
- [15] I. Glassman, 1959, Metal combustion processes, Princeton Univ NJ James Forrestal Research Center, Princeton, New Jersey.
- [16] K.K. Kuo, *Principles of combustion*, (2005).
- [17] B.J. McBride, Computer program for calculation of complex chemical equilibrium compositions and applications, NASA Lewis Research Center, (1996).