



HAL
open science

Observation of Large Unidirectional Rashba Magnetoresistance in Ge(111)

T. Guillet, C. Zucchetti, Q. Barbedienne, Marty A., G. Isella, L. Cagnon, C. Vergnaud, H. Jaffrès, N. Reyren, J.-M. George, et al.

► **To cite this version:**

T. Guillet, C. Zucchetti, Q. Barbedienne, Marty A., G. Isella, et al.. Observation of Large Unidirectional Rashba Magnetoresistance in Ge(111). *Physical Review Letters*, 2020, 124 (2), pp.027201. 10.1103/PhysRevLett.124.027201 . hal-02548633

HAL Id: hal-02548633

<https://hal.science/hal-02548633>

Submitted on 16 Nov 2020

HAL is a multi-disciplinary open access archive for the deposit and dissemination of scientific research documents, whether they are published or not. The documents may come from teaching and research institutions in France or abroad, or from public or private research centers.

L'archive ouverte pluridisciplinaire **HAL**, est destinée au dépôt et à la diffusion de documents scientifiques de niveau recherche, publiés ou non, émanant des établissements d'enseignement et de recherche français ou étrangers, des laboratoires publics ou privés.

Observation of Large Unidirectional Rashba Magnetoresistance in Ge(111)

T. Guillet,¹ C. Zucchetti,² Q. Barbedienne,³ A. Marty,¹ G. Isella,² L. Cagnon,⁴
C. Vergnaud,¹ N. Reyren,³ J.-M. George,³ A. Fert,³ and M. Jamet¹

¹*Univ. Grenoble Alpes, CEA, CNRS, Grenoble INP, IRIG-SPINTEC, 38000 Grenoble, France*

²*LNESS-Dipartimento di Fisica, Politecnico di Milano,
Piazza Leonardo da Vinci 32, 20133 Milano, Italy*

³*Unité Mixte de Physique, CNRS, Thales, Univ. Paris-Sud,
Université Paris-Saclay, 91767, Palaiseau, France*

⁴*Univ. Grenoble Alpes, CNRS, Grenoble INP, Institut NEEL, 38000 Grenoble, France*

(Dated: June 12, 2019)

Relating magnetotransport properties to specific spin textures at surfaces or interfaces is an intense field of research nowadays. Here, we investigate the variation of the electrical resistance of Ge(111) grown epitaxially on semi-insulating Si(111) under the application of an external magnetic field. We find a magnetoresistance term which is linear in current density j and magnetic field B , hence odd in j and B , corresponding to a unidirectional magnetoresistance. At 15 K, for $I = 10 \mu\text{A}$ (or $j = 0.33 \text{ A m}^{-1}$) and $B = 1 \text{ T}$, it represents 0.5% of the zero field resistance, a much higher value compared to previous reports on unidirectional magnetoresistance. We ascribe the origin of this magnetoresistance to the interplay between the externally applied magnetic field and the current-induced pseudo-magnetic field in the spin-split surface states of Ge(111). This unidirectional magnetoresistance is independent of the current direction with respect to the Ge crystal axes. It progressively vanishes, either using a negative gate voltage due to carrier activation into the bulk (without spin-split bands), or by increasing the temperature due to the Rashba energy splitting of the subsurface states lower than $\sim 58 k_B$. The highly developed technologies on semiconductor platforms would allow the rapid optimization of devices based on this phenomenon.

After decades of studies, spintronics has driven its most successful industrial revolutions in the read-out head of magnetic hard disk and in magnetic random access memory [1]. In both cases, a long-range magnetic order is the ultimate ingredient, since these applications rely on the giant magnetoresistance (GMR) effect [2, 3]. Due to the seek of magnetic ordering, the investigation of GMR has been wide and successful in ferromagnetic-based layers but still rare in semiconductors. Since a connection with magnetism in semiconductors would be desirable, lots of interest has been devoted to doping semiconductors with magnetic impurities [4, 5]. The low solubility of magnetic ions [1] and Curie temperatures below 200 K [6] still limit the applicability of this technology. An alternative to long-range magnetic order in semiconductors comes from spin-orbit coupling (SOC), the main core of the so-called spin-orbitronics field in semiconducting films and in topological insulators [7, 8].

Within this field, the investigation of magnetoresistance has recently moved over the standard ferromagnet-related effects [9–15], and a promising new type of magnetoresistance has been observed in the topological insulator Bi_2Se_3 [13], and in the two-dimensional electron gas at the $\text{SrTiO}_3(111)$ surface [15]. Since, in both cases, no magnetic order is present, the effect has been related to the characteristic spin-momentum locking [13–15]. The detected magnetoresistance exhibits two characteristic features: it is unidirectional (i.e. odd) and linear with the applied magnetic field and electrical current, therefore it has been classified among the *unidirectional magnetoresistances* (UMRs)[13–15]. Despite the same angular de-

pendence, this SOC-related UMR has a different origin compared to another type of UMR recently investigated and involving a ferromagnetic layer [16–19].

Here, we report the observation of UMR in Ge(111). We ascribe its origin to the Rashba SOC, which generates spin-momentum locking inside the subsurface states of Ge(111). Their presence and spin-texture have already been demonstrated exploiting angle and spin-resolved photoemission spectroscopy [20–23]. Experimentally, we find that the UMR in the Ge(111) subsurface states is drastically larger compared to previous reports [13, 15]. We detect a maximum UMR value equivalent to 0.5% of the zero field resistance, when a magnetic field of 1 T and a current of 10 μA are applied at 15 K. The effect progressively vanishes when increasing the temperature or applying a negative gate voltage due to carrier activation in the bulk valence bands of Ge and to the low value of the Rashba spin-orbit coupling ($\sim 58 k_B$)[20].

We perform magnetotransport measurements on a 2 μm -thick Ge(111) using lithographically defined Hall bars (length $\ell = 120 \mu\text{m}$, width $w = 30 \mu\text{m}$ and aspect ratio $Z = \ell/w = 4$) as shown in Fig. 1(a) (further details in the Supplementary Material). We apply a DC charge current and measure the longitudinal ($R_l = U_l/I$) and transverse ($R_t = U_t/I$) resistances under the application of an external magnetic field \mathbf{B} . The direction of \mathbf{B} is determined by its polar (θ) and azimuth (φ) angles as shown in Fig. 1(a). In DC measurements, the UMR term is odd with respect to the applied current and thus defined as: $R_l^{\text{odd}} = [R_l(I) - R_l(-I)]/2$. We also measure $R_t^{\text{odd}} = [R_t(I) - R_t(-I)]/2$ and the longitudinal re-

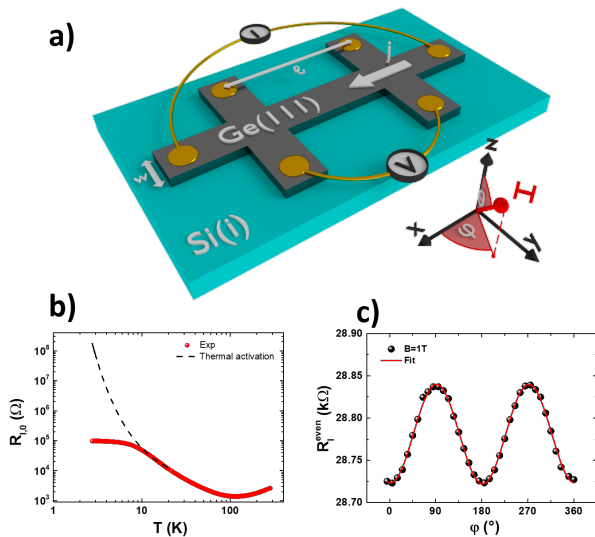


Figure 1. (color online) Sketch of the double Hall cross used for magnetoresistance 4-probe measurements. The external magnetic field is applied along (θ, φ) directions, θ and φ being the polar and azimuth angles. The current is applied along the $[1\bar{1}0]$ crystal axis of Ge. (b) 4-probe resistance versus temperature measured with an applied current of $10 \mu\text{A}$. The red curve corresponds to experimental data exhibiting a resistance saturation, the dashed black line shows the expected semiconducting behavior considering a thermal activation of 2.6 meV . (c) Angular dependence in the (xy) plane of R_l^{even} at 15 K . The applied magnetic field is 1 Tesla and the current is $10 \mu\text{A}$. The solid red line is a fit to the experimental data using a sine function.

sistance which is even with respect to the applied current $R_l^{\text{even}} = [R_l(I) + R_l(-I)]/2$. All the measurements are carried out as a function of the temperature from 15 K to 295 K . The conductivity is p -type in the whole temperature range, at 15 K the carrier density reaches $p \approx 6 \times 10^{15} \text{ cm}^{-3}$.

We report in Fig. 1(b) the 4-probe temperature dependence of the zero magnetic field resistance $R_{l,0}$. The resistance saturation at low temperature is a fingerprint of a conduction channel in parallel with the bulk (black dashed line) which we attribute to the presence of subsurface states. The angular dependence of R_l^{even} at 15 K in the (xy) plane is shown in Fig. 1(c) for $I = 10 \mu\text{A}$. This MR signal exhibits maxima (resp. minima) for $\mathbf{B} \parallel \hat{y}$, $\varphi = 90^\circ$ (resp. $\mathbf{B} \parallel \hat{x}$, $\varphi = 0^\circ$). Since the sign is not reversed when reversing the magnetic field direction, we call this term anisotropic magnetoresistance (AMR) by analogy with ferromagnets. At 15 K , we find an AMR of 0.4% under a magnetic field of 1 T . The same behaviors are obtained for angular dependencies within (zy) and (zx) planes.

In Fig. 2, we report the angular dependence of R_l^{odd} and R_t^{odd} in the (xy) , (xz) and (yz) planes for $B = 1 \text{ T}$, $I = 10 \mu\text{A}$ at 15 K . We observe a unidirectional behavior for both longitudinal and

transverse resistances: the maximum (minimum) of R_l^{odd} is observed for $\mathbf{B} \parallel (\bar{+}) \hat{y}$, and the maximum (minimum) of R_t^{odd} is observed for $\mathbf{B} \parallel (\bar{+}) \hat{x}$. Thus, experimentally, $R_l^{\text{odd}} = -R_{l,\text{max}}^{\text{odd}} \sin(\varphi) \sin(\theta)$ and $R_t^{\text{odd}} = -R_{t,\text{max}}^{\text{odd}} \cos(\varphi) \sin(\theta)$. These functions are shown as solid lines in Fig. 2. The angular dependence of the transverse resistance reveals the presence of the Nernst effect due to a current-induced vertical temperature gradient (along \hat{z}) in the Ge(111) film. This effect generates spurious thermal UMR signal in the longitudinal resistance. The Nernst effect contribution to R_l^{odd} can be written as: $R_{l,\text{max}}^{\text{odd,Nernst}} = Z R_{t,\text{max}}^{\text{odd}}$, with Z being the aspect ratio of the channel ($Z = 4$ in our case) [17]. Hence, to remove the Nernst effect contribution from the longitudinal signal, we study $R_{\text{UMR}} = R_{l,\text{max}}^{\text{odd}} - Z R_{t,\text{max}}^{\text{odd}}$. We find that the Nernst effect contribution is negligible at 15 K for low currents while it dominates when approaching room temperature and/or applying large currents (more details are given in the Supplementary Material).

In Fig. 3 we investigate the dependencies of R_{UMR} on the applied current [Fig. 3(a)], magnetic field [Fig. 3(b)], temperature [Fig. 3(c)] and gate voltage [Fig. 3(d)]. The signal is normalized with respect to the zero field resistance $R_{l,0}$ at the corresponding current. In agreement with previous reports on UMR generated by spin-momentum locking [16, 17] we observe a signal proportional to the current and the magnetic field. $R_{\text{UMR}}/R_{l,0}$ is maximum and almost constant at low temperature ($T < 20 \text{ K}$) and sharply decreases when the temperature becomes comparable to the Rashba spin-splitting energy ($\approx 60 \text{ K}$). As shown in Fig. 3(d), the application of a top gate voltage modulates the channel resistance $R_{l,0}$. In Fig. 3(d), we also plot both the longitudinal and transverse odd resistance components as a function of the gate voltage. The transverse component we attribute to the Nernst effect stays constant with the gate voltage. This observation is consistent with the fact that this effect is due to vertical temperature gradient in the Ge(111) film and is almost unaffected by the top gate voltage. By contrast, the longitudinal component attributed to the UMR effect is much affected by the gate voltage: it increases from $V_g = -10 \text{ V}$ to $V_g = +10 \text{ V}$ by a factor ≈ 3 . R_{UMR} cancels out at $V_g = -10 \text{ V}$ and increases from -10 V to $+10 \text{ V}$.

To make a comparison with previous results on different systems, we can define a figure of merit η . Since the UMR signal is proportional to the current and magnetic field, a natural definition is: $\eta = R_{\text{UMR}}/(R_{l,0} j B)$. At 15 K , in Ge(111), we obtain $\eta = 2.5 \times 10^{-4} \text{ cm}^2/(\text{A T})$ when considering the charge current flowing in the whole Ge(111) film ($2 \mu\text{m}$) and $\eta = 4.2 \times 10^{-7} \text{ cm}^2/(\text{A T})$ if we consider that the current completely flows within the spatial extension of the subsurface states (10 atomic layers from Ref. 22). In the worst case sce-

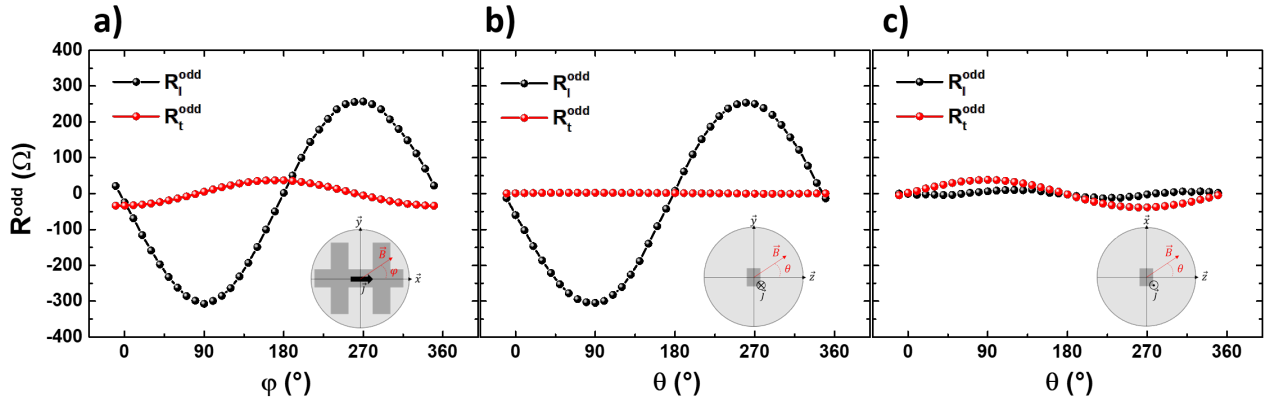


Figure 2. (color online) Angular dependence of R_l^{odd} (black dots) and R_t^{odd} (red dots) in: (a) the (xy) plane ($\theta = 90^\circ$), (b) the (yz) plane ($\varphi = 90^\circ$) and (c) the (xz) plane ($\varphi = 0^\circ$) respectively. The temperature is 15 K, the applied current 10 μA and the magnetic field 1 T. The solid black and red lines are fitting curves of R_l^{odd} and R_t^{odd} respectively using sine and cosine functions. They superimpose to the experimental data.

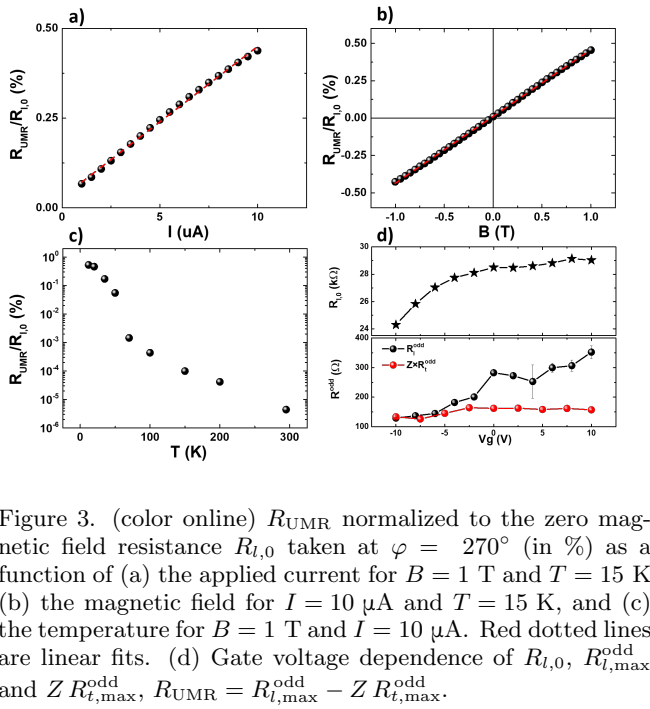


Figure 3. (color online) R_{UMR} normalized to the zero magnetic field resistance $R_{l,0}$ taken at $\varphi = 270^\circ$ (in %) as a function of (a) the applied current for $B = 1$ T and $T = 15$ K (b) the magnetic field for $I = 10$ μA and $T = 15$ K, and (c) the temperature for $B = 1$ T and $I = 10$ μA . Red dotted lines are linear fits. (d) Gate voltage dependence of $R_{l,0}$, $R_{t,\text{max}}^{\text{odd}}$ and $ZR_{t,\text{max}}^{\text{odd}}$, $R_{\text{UMR}} = R_{l,\text{max}}^{\text{odd}} - ZR_{t,\text{max}}^{\text{odd}}$.

nario, the value of η obtained in Ge(111) is orders of magnitude larger than the one of SrTiO₃ at 7 K [$\eta = 2 \times 10^{-9}$ cm²/(A T) from Ref. 15] and the one of Bi₂Se₃ at 60 K [$\eta = 2 \times 10^{-11}$ cm²/(A T) from Ref. 13]. In this second case, if we compare the results extrapolated at 58 K for Ge(111) we still obtain a larger η value [3×10^{-8} cm²/(A T)].

At variance with previously reported systems [13, 15] the UMR is isotropic with respect to the direction of the current flow in the surface Brillouin zone (SBZ). In fact,

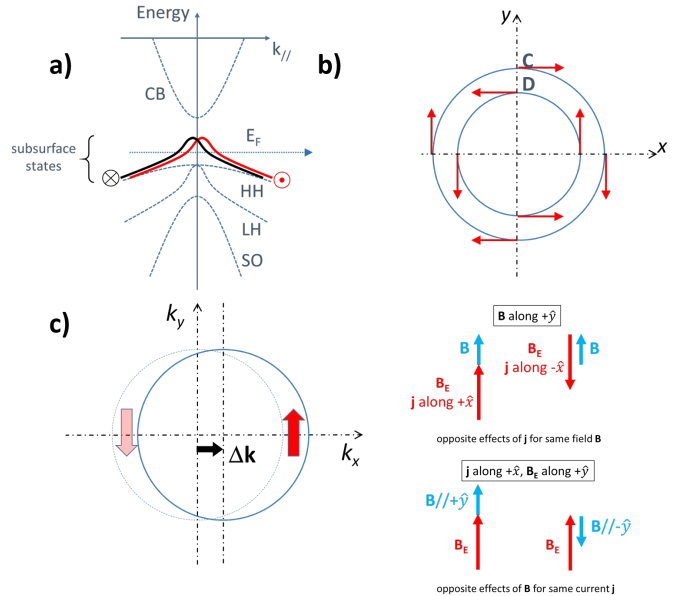


Figure 4. (color online) (a) Schematics of the Ge(111) electronic band structure (in agreement with Ref. 21) showing the bulk conduction and valence bands. The Fermi level is at a position corresponding to a p -doped film. Subsurface states are located just above the maximum of the bulk valence band and are crossed by the Fermi level. They are spin-split by the Rashba and atomic spin-orbit interactions. (b) Fermi contours of the subsurface states. The outer (inner) contour is named C (D) with clockwise (counter-clockwise) spin helicity. (c) Illustration of the combined effects of the applied magnetic field \mathbf{B} and the current dependent pseudo-magnetic field \mathbf{B}_E on the resistivity of subsurface states for a single contour (D here). The contour is shifted by $+\Delta\mathbf{k}$ due to the application of a current density \mathbf{j} along $+\hat{\mathbf{x}}$. The current direction and spin helicity set the pseudo-magnetic field \mathbf{B}_E .

in the data shown in Figs. 1–3, the current flows along the ΓM direction of the Ge(111) SBZ, but no difference, within the experimental error, is detected with the current flowing along other reciprocal lattice directions (see Supplementary Material). In Refs. 13 and 15, the magnetoresistance is affected by the direction of the current flow in the SBZ, indicating that, in such a case, the UMR originates from the out-of-plane spin texture. In the case of Ge, this contribution appears to be negligible. We thus propose an alternative mechanism, in which the UMR in Ge(111), results from a combination of the applied magnetic field and the current-induced pseudo-magnetic field in the spin-split subsurface states of Ge(111) shown in Fig. 4(a). Ge(111) subsurface states are located close to the top of the valence bands and can only contribute to transport in p -type Ge(111) [21]. This interpretation is supported by the fact that we do not observe this effect for n -type Ge(111) (see Supplementary Material). It also explains the gate voltage dependence of R_{UMR} in Fig. 3(d). Applying negative gate voltage shifts the Fermi level down into the valence band which leads to the activation of bulk conduction and $R_{\text{UMR}} \approx 0 \Omega$ for $V_g = -10 \text{ V}$. At variance, by ramping the gate voltage from -10 V to $+10 \text{ V}$, the Fermi level shifts into the subsurface states thus increasing R_{UMR} . Finally, this interpretation also explains the temperature dependence of the UMR. By increasing the temperature, bulk conduction in the valence band is activated and shorts the subsurface states. Moreover, the Rashba spin-orbit coupling of $\sim 58 k_B$ in Ge subsurface states [21] becomes negligible with respect to $k_B T$ suppressing spin-momentum locking.

For the Fermi level crossing the subsurface states as shown in Fig. 4(a), the Fermi contour is made of two concentric rings [C and D in Fig. 4(b)] with opposite spin helicities. To describe the magnetotransport inside the subsurface states, we consider the following model Hamiltonian :

$$\mathcal{H} = -\frac{\hbar^2 k^2}{2m^*} + \alpha (\mathbf{k} \times \boldsymbol{\sigma}) \cdot \hat{\mathbf{z}} + g\mu_B \boldsymbol{\sigma} \cdot \mathbf{B}, \quad (1)$$

with \hbar being the reduced Planck constant, m^* the effective mass of holes in the subsurface states, α the Rashba spin-orbit interaction, $\boldsymbol{\sigma}$ the vector of Pauli matrices, g the Landé factor and μ_B the Bohr magneton. When a 2D charge current density \mathbf{j} flows in the subsurface states, in the Boltzmann approach, the momentum acquires an extra component $\Delta\mathbf{k} = \beta\mathbf{j}$ with $\beta = 4\pi/(ev_F k_F)$, v_F and k_F the Fermi velocity and wavevector we consider ($e = |e|$). A well-known consequence of such shifts of Rashba Fermi contours is the Rashba-Edelstein spin polarization [7] due to the unbalance between the opposite spin polarizations induced by the shifts in the same direction of the Rashba-split Fermi contours of opposite helicity. In parallel with the Rashba-Edelstein effect, the shift $\Delta\mathbf{k}$ introduces a current-induced out-of-

equilibrium energy term which, from Eq. 1, is equal to $\alpha(\Delta\mathbf{k} \times \boldsymbol{\sigma}) \cdot \hat{\mathbf{z}} = \alpha\beta(\mathbf{z} \times \mathbf{j}) \cdot \boldsymbol{\sigma}$ and acts on the spins as a pseudo-magnetic field $\mathbf{B}_E = (\alpha\beta/g\mu_B)\hat{\mathbf{z}} \times \mathbf{j}$. As illustrated in Fig. 4(c), for a current along $\pm \hat{\mathbf{x}}$ with $\alpha > 0$, this field is directed along $\pm \hat{\mathbf{y}}$ and proportional to the current density. In the presence of an applied magnetic field \mathbf{B} , the spin of the subsurface states is submitted to $\mathbf{B} + \mathbf{B}_E$, \mathbf{B}_E increasing or decreasing the effect of the y component of \mathbf{B} for currents either along $+$ or $- \hat{\mathbf{x}}$. In the same way, still for $\alpha > 0$ for \mathbf{j} along $+\hat{\mathbf{x}}$ and \mathbf{B}_E along $\hat{\mathbf{y}}$, there is addition or subtraction of the effects of \mathbf{B} and \mathbf{B}_E for opposite orientations of \mathbf{B} along $\hat{\mathbf{y}}$. The physics of the UMR thus comes from the pseudo-field \mathbf{B}_E induced by the out-of-equilibrium situation of a current flow and acting on the spins. We can go a little further by assuming that the AMR term shown in Fig. 1(c) (the only MR in the limit $j \rightarrow 0$) is also due to the effect of \mathbf{B} on the spins. We thus follow Taskin *et al.* [29] who explain the AMR of Rashba systems by the re-introduction of some backscatterings by a partial re-alignment of the spins by \mathbf{B} and we neglect contributions such as the effect of the Lorentz force on the trajectories. Then, in the situation of finite j , we add \mathbf{B}_E to \mathbf{B} in the B^2 term of the AMR to derive the expression of UMR. The AMR term can be written as:

$$(\Delta R/R)_{\text{AMR}} = -A B^2 \cos^2(\varphi) = AB_y^2 - AB^2 \quad (2)$$

Where $A \approx 0.004$. Adding $B_{E_y} = \alpha\beta j/g\mu_B$ to B_y , and keeping only the terms of first order in j gives :

$$\Delta R/R = -AB^2 \cos^2(\varphi) + 2A(\alpha\beta/g\mu_B) j B \sin(\varphi) \quad (3)$$

Where the second term, proportional to $j B$, is the UMR. Our experimental results with an UMR proportional to $j B \sin(\varphi)$, see [Fig. 2], correspond to a negative value of the Rashba coefficient α , that is to the clockwise chirality of the spin orientation in the outer Fermi contour. This chirality is in agreement with the chirality derived from spin-resolved ARPES measurements for the subsurface states inside Ge at Ge/Bi interfaces, as shown in Fig. 3a of [20]. Quantatively, taking reasonable values for the parameters in the expression of the UMR amplitude. By setting $B = 1 \text{ T}$, $j = 0.33 \text{ A m}^{-1}$ in the subsurface states, $\alpha = -0.2 \text{ eV} \cdot \text{\AA}$ (in [20], this value corresponds to Bi covered subsurface states, in our case it is probably an upper bound), $k_F = 0.025 \text{ \AA}^{-1}$ (Rashba splitting $|ak_F| = 5 \text{ meV} \sim 58 k_B$), $m^* = 0.4 m_e$ [28], m_e being the electron mass, $v_F = \hbar k_F/m^*$ and $g = 2$, we find a UMR amplitude of $\approx 0.2\%$. This value is in good agreement with our low temperature experimental data. We indeed find a maximum value of 0.5% at 15 K . Therefore, by using simple arguments, we capture the physics of UMR in the Ge Rashba-split subsurface states.

In conclusion, we performed magnetoresistance measurements on Ge(111) and detected a unidirectional magnetoresistance (UMR) which scales linearly with both the

current and the applied magnetic field. We ascribe the UMR to the spin-momentum locking generated by the Rashba effect in the subsurface states of Ge(111) and interpret our results in a simple model relating the UMR to the Rashba coefficient and the characteristic parameters of the subsurface states. Such unidirectional effects can be expected in any Rashba 2DEG and can be used to obtain information about the electronic structure details. The amplitude of the detected UMR signal is much larger than the ones previously reported. We also showed that this UMR is tunable by turning on and off the Rashba coupling in the conduction channel by applying a gate voltage. Ultimately, these findings lead towards the development of a semiconductor-based spin transistor where the spin information can be manipulated by a gate-tunable Rashba field.

The authors acknowledge the financial support from the ANR project ANR-16-CE24-0017 TOPRISE. One of us (AF) acknowledges fruitful discussions with A. Dyrdal and J. Barnas (Poznan University), as well as with S. Zhang (University of Arizona).

-
- [1] J. Åkerman, *Science* **308**, 508 (2005).
- [2] M. N. Baibich, J. M. Broto, A. Fert, F. NguyenVanDau, F. Petroff, P. Etienne, G. Creuzet, A. Friederich, and J. Chazelas, *Phys. Rev. Lett.* **61**, 2472-2475 (1988).
- [3] G. Binasch, P. Grünberg, F. Saurenbach, and W. Zinn, *Phys. Rev. B* **39**, 4828(R)-4830(R) (1989).
- [4] H. Ohno, *Science* **281**, 951-956 (1998).
- [5] T. Dietl, H. Ohno, F. Matsukura, J. Cibert, D. Ferrand, *Science* **287**, 1019-1022 (2000).
- [6] L. Chen, X. Yang, F. Yang, J. Zhao, J. Misuraca, P. Xiong, S. von Moln, *Nano Lett.* **11**, 2584-2589 (2011).
- [7] C. Chappert, A. Fert, and F. N. Van Dau, *Nat. Mater.* **6**, 813 (2007).
- [8] A. Manchon, H. C. Koo, J. Nitta, S. M. Frolov, and R. A. Duine, *Nat. Mater.* **14**, 871 (2015).
- [9] N. Locatelli, V. Cros, and J. Grollier, *Nature Mater.* **13**, 11-20 (2014).
- [10] J. Kim, P. Sheng, S. Takahashi, S. Mitani, and M. Hayashi, *Phys. Rev. Lett.* **116**, 097201-097206 (2016).
- [11] I. Latella, and P. Ben-Abdallah, *Phys. Rev. Lett.* **118**, 173902-173907 (2017).
- [12] Z. Qiu, D. Hou, J. Barker, K. Yamamoto, O. Gomonay, and E. Saitoh, *Nature Mater.* **17**, 557-580 (2018).
- [13] P. He, S. S.-L. Zhang, D. Zhu, Y. Liu, Y. Wang, J. Yu, G. Vignale, and H. Yang, *Nature Phys.* **14**, 495-499 (2017).
- [14] S. S.-L. Zhang, G. Vignale, arXiv:1808.06339v1 (2018).
- [15] P. He, S. M. Walker, S. S.-L. Zhang, F. Y. Bruno, M. S. Bahramy, J. M. Lee, R. Ramaswamy, K. Cai, O. Heinonen, G. Vignale, F. Baumberger, and H. Yang, *Phys. Rev. Lett.* **120**, 266802-266807 (2018).
- [16] K. Olejnik, V. Novk, J. Wunderlich, and T. Jungwirth, *Phys. Rev. B* **91**, 180402(R)-180407(R) (2015).
- [17] C. O. Avci, K. Garello, A. Ghosh, M. Gabureac, S. F. Alvarado, and P. Gambardella, *Nature Phys.* **11**, 570-575 (2015).
- [18] K. Yasuda, A. Tsukazaki, R. Yoshimi, K. S. Takahashi, M. Kawasaki, and Y. Tokura, *Phys. Rev. Lett.* **117**, 127202-127207 (2016).
- [19] Y. Lv, J. Kally, D. Zhang, J. S. Lee, M. Jamali, N. Samarth, and J.-P. Wang, *Nature Commun.* **9**, 111 (2018).
- [20] Y. Ohtsubo *et al.*, *Phys. Rev. B* **82**, 201307(R) (2010).
- [21] Y. Ohtsubo, K. Yaji, S. Hatta, H. Okuyama, and T. Aruga, *Phys. Rev. B* **88**, 245310-245317 (2013).
- [22] T. Aruga, *J. Electron Spectrosc. Relat. Phenom.* **201**, 74-80 (2015).
- [23] K. Yaji, Y. Ohtsubo, S. Hatta, H. Okuyama, R. Yukawa, I. Matsuda, P. Le Fevre, F. Bertran, A. Taleb-Ibrahimi, A. Kakizaki, and T. Aruga, *J. Electron Spectrosc. Relat. Phenom.* **201**, 92-97 (2015).
- [24] C. Zucchetti, F. Bottegoni, C. Vergnaud, F. Ciccacci, G. Isella, L. Ghirardini, M. Celebrano, F. Rortais, A. Ferrari, A. Marty, M. Finazzi, and M. Jamet, *Phys. Rev. B* **96**, 014403-014408 (2017).
- [25] F. Rortais *et al.*, *Appl. Phys. Lett.* **111**, 182401 (2017).
- [26] V. M. Edelstein *et al.*, *Solid State Comm.* **73**, 233 (1990).
- [27] T. Ozturk, R. L. Field III, Y. S. Eo, S. Wolgast, K. Sun, and C. Kurdak, arXiv:1412.1007v2 (2014).
- [28] See: <http://www.ioffe.ru>
- [29] A.A. Taskin, H. F. Legg, F. Yang, S. Sasaki, Y. Kanai, K. Matsumoto, A. Rosch, and Y. Ando, *Nat. Commun.* **8**, 1340 (2017).