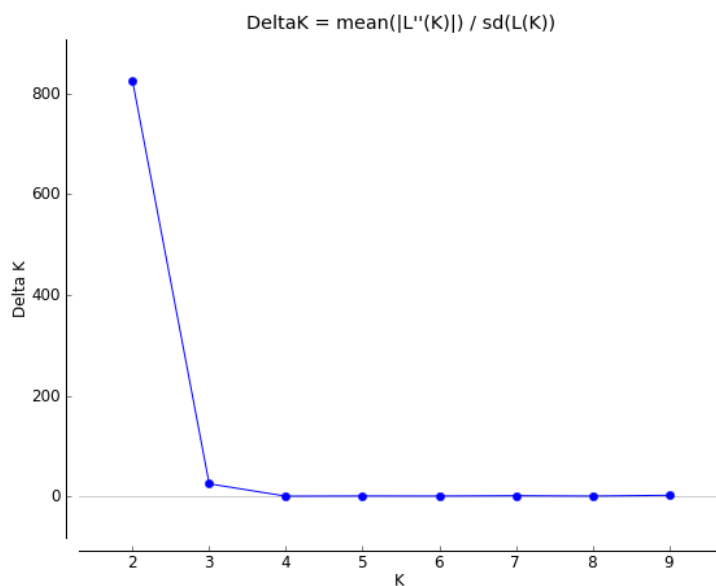


## APPENDIX 3. Results of STRUCTURE analysis for 162 samples

### APPENDIX 3-1. Evanno table output and population assignment for K=2 to K=10

K	Reps	Mean LnP(K)	Stdev LnP(K)	Ln'(K)	Ln''(K)	Delta K
1	20	-9264.945	0.4322	NA	NA	NA
2	20	-7780.845	1.4009	1484.1	1155.115	824.534333
3	20	-7451.86	7.1361	328.985	178.365	24.99483
4	20	-7301.24	43.2537	150.62	21.24	0.491056
5	20	-7129.38	78.0494	171.86	65.365	0.837482
6	20	-7022.885	136.7748	106.495	99.305	0.726048
7	20	-6817.085	127.3919	205.8	170.84	1.341058
8	20	-6782.125	147.8771	34.96	98.29	0.664673
9	20	-6648.875	55.5915	133.25	124.58	2.240988
10	20	-6640.205	237.0456	8.67	NA	NA



This document was produced by the Structure Harvester, <http://taylor0.biology.ucla.edu/structureHarvester>

CITATION: Earl, Dent A. and vonHoldt, Bridgett M. (2012). STRUCTURE HARVESTER: a website and program for visualizing STRUCTURE output and implementing the Evanno method. Conservation Genetics Resources vol. 4 (2) pp. 359-361 doi: 10.1007/s12686-011-9548-7

Core version: vA.2 July 2014 ; Plot version: vA.1 November 2012 ; Web version: v0.6.94 July 2014;

File generated at 2018-Jul-28 05:45:11

# CLUMPAK main pipeline - Job 1532781181 summary

Major modes for the uploaded data:


K=1



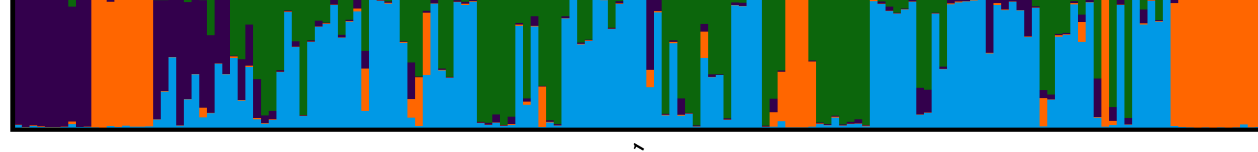
K=2



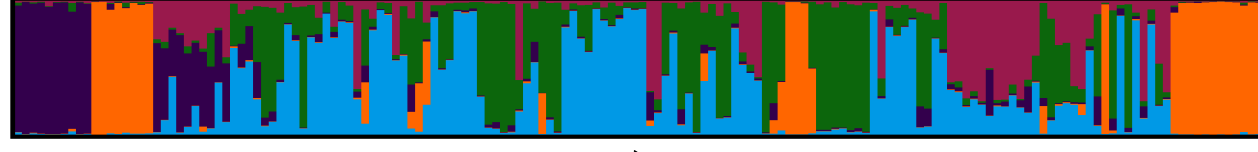
K=3



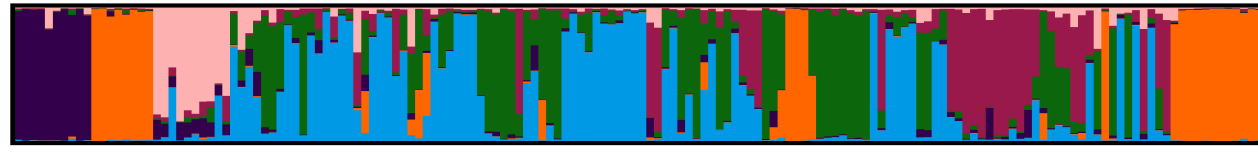
K=4



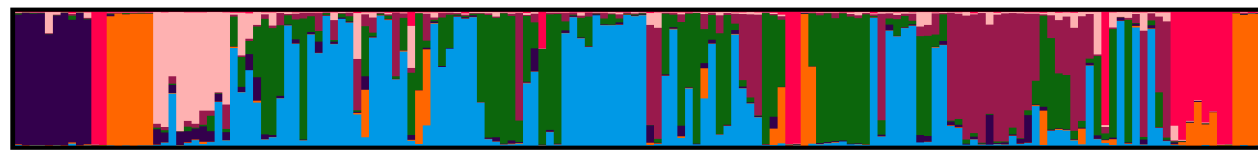
K=5



K=6



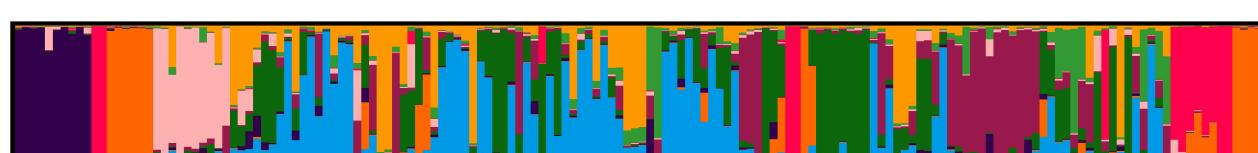
K=7



K=8



K=9

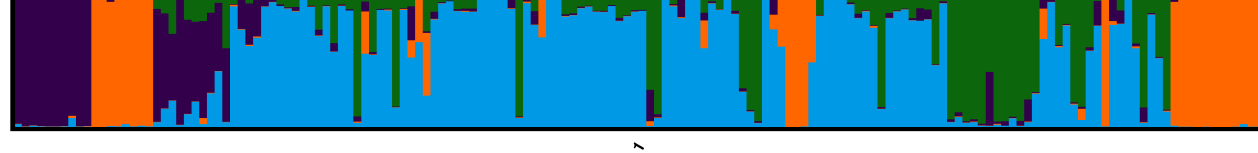


K=10



Minor modes for the uploaded data:

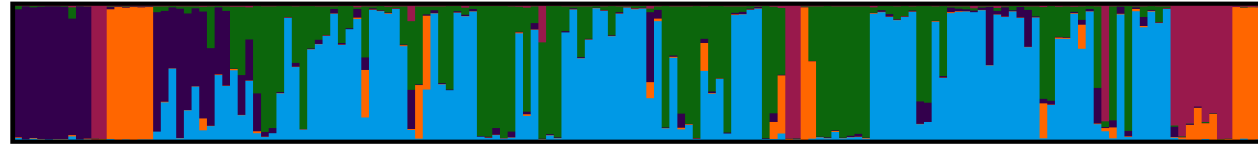
K=4 MinorCluster1



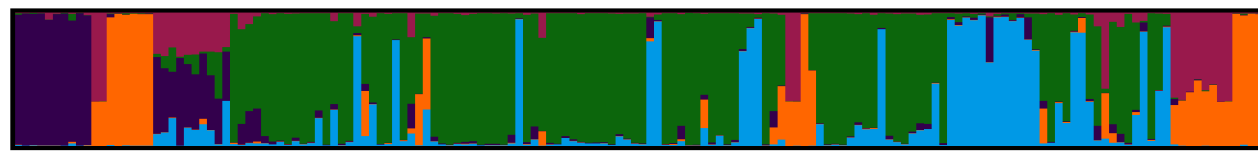
K=4 MinorCluster2



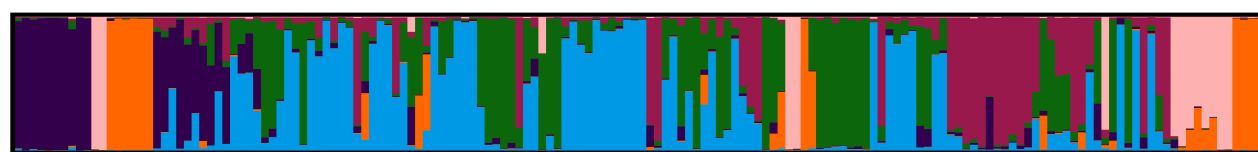
K=5 MinorCluster1



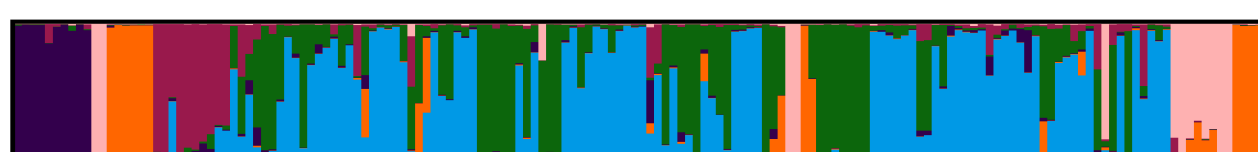
K=5 MinorCluster2



K=6 MinorCluster1



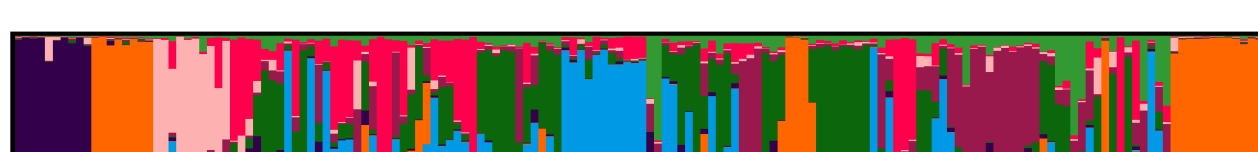
K=6 MinorCluster2



K=7 MinorCluster1



K=8 MinorCluster1



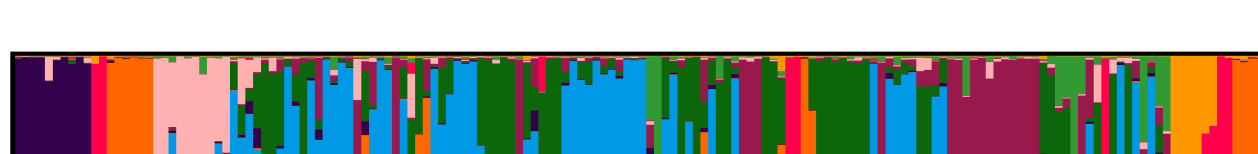
K=8 MinorCluster2



K=9 MinorCluster1



K=9 MinorCluster2



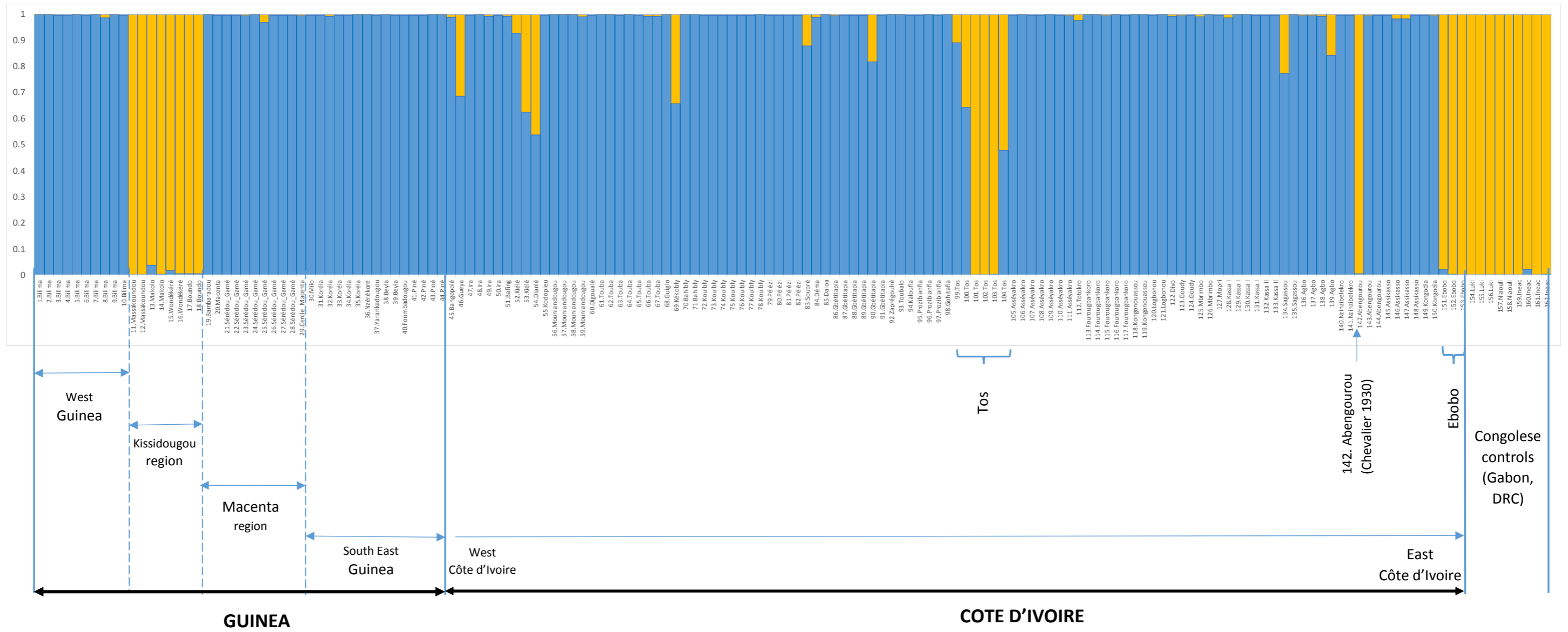
K=10 MinorCluster1



Division of runs by mode:

K=1 20/20  
K=2 20/20  
K=3 20/20  
K=4 8/20, 6/20, 6/20  
K=5 14/20, 3/20, 3/20  
K=6 14/20, 3/20, 2/20  
K=7 16/20, 2/20  
K=8 11/20, 6/20, 3/20  
K=9 9/20, 7/20, 3/20  
K=10 11/20, 9/20

APPENDIX S3-2: Results of STRUCTURE analysis for the 162 samples. Population assignment for K=2.



**APPENDIX 3-3: Results of STRUCTURE analysis for the 162 samples. Population assignement (Q values) for K=2**

<b>ID.location</b>	<b>Q1</b>	<b>Q2</b>
1.Bilima	0.9989	0.0011
2.Bilima	0.999	0.0011
3.Bilima	0.998	0.002
4.Bilima	0.998	0.002
5.Bilima	0.999	0.001
6.Bilima	0.998	0.002
7.Bilima	0.999	0.001
8.Bilima	0.9879	0.0121
9.Bilima	0.999	0.001
10.Bilima	0.997	0.003
11.Massakoundou	0.001	0.999
12.Massakoundou	0.001	0.999
13.Makolo	0.0366	0.9634
14.Makolo	0.004	0.996
15.Wondékéré	0.0171	0.9829
16.Wondékéré	0.0041	0.996
17.Boundo	0.006	0.994
18.Boundo	0.0058	0.9942
19.Bambaradou	0.999	0.0011
20.Macenta	0.998	0.002
21.Sérédou_Gamé	0.998	0.002
22.Sérédou_Gamé	0.998	0.002
23.Sérédou_Gamé	0.9959	0.0041
24.Sérédou_Gamé	0.9986	0.0014
25.Sérédou_Gamé	0.968	0.032
26.Sérédou_Gamé	0.998	0.002
27.Sérédou_Gamé	0.998	0.002
28.Sérédou_Gamé	0.998	0.002
29.Cercle_Macenta	0.996	0.004
30.Milo	0.997	0.003
31.Koréla	0.9961	0.004
32.Koréla	0.9931	0.0069
33.Koréla	0.998	0.002
34.Koréla	0.998	0.002
35.Koréla	0.999	0.001
36.Nzérékoré	0.9986	0.0014
37.Yarankadougou	0.998	0.002
38.Beyla	0.999	0.0011
39.Beyla	0.998	0.002
40.Foumbadougou	0.998	0.002
41.Piné	0.998	0.002
42.Piné	0.998	0.002
43.Piné	0.999	0.001

44.Piné	0.999	0.001
45.Bangopolé	0.989	0.011
46.Gueya	0.6852	0.3149
47.Ira	0.998	0.002
48.Ira	0.999	0.0011
49.Ira	0.9926	0.0074
50.Ira	0.998	0.002
51.Bafing	0.9932	0.0068
52.Kiéélé	0.9274	0.0726
53.Kiéélé	0.6257	0.3742
54.Dianlé	0.5371	0.4629
55.Kodopleu	0.998	0.002
56.Mouniandougou	0.9981	0.0019
57.Mouniandougou	0.999	0.001
58.Mouniandougou	0.999	0.0011
59.Mouniandougou	0.9912	0.0088
60.Digoualé	0.998	0.002
61.Touba	0.999	0.001
62.Touba	0.999	0.001
63.Touba	0.998	0.002
64.Touba	0.999	0.001
65.Touba	0.998	0.002
66.Touba	0.993	0.007
67.Touba	0.9932	0.0068
68.Guiglo	0.9987	0.0013
69.Kékobly	0.6574	0.3426
70.Bahibly	0.9986	0.0015
71.Bahibly	0.999	0.001
72.Kouibly	0.998	0.002
73.Kouibly	0.998	0.002
74.Kouibly	0.998	0.0021
75.Kouibly	0.998	0.002
76.Kouibly	0.998	0.002
77.Kouibly	0.998	0.002
78.Kouibly	0.999	0.001
79.Pélézi	0.997	0.003
80.Pélézi	0.997	0.003
81.Pélézi	0.998	0.002
82.Pélézi	0.998	0.002
83.Soubré	0.8785	0.1214
84.Déma	0.9899	0.0101
85.Daloa	0.9988	0.0013
86.Gbétitapia	0.995	0.005
87.Gbétitapia	0.998	0.0021
88.Gbétitapia	0.998	0.002
89.Gbétitapia	0.997	0.003

90.Gbétitapia	0.818	0.1819
91.Gbétitapia	0.998	0.002
92.Zaprégouhé	0.999	0.001
93.Toubalo	0.9986	0.0015
94.Kaloufla	0.998	0.002
95.Prozibanfla	0.998	0.002
96.Prozibanfla	0.999	0.001
97.Prozibanfla	0.997	0.003
98.Gohitafla	0.9986	0.0015
99.Tos	0.8919	0.1082
100.Tos	0.6429	0.3571
101.Tos	0.002	0.998
102.Tos	0.002	0.998
103.Tos	0.0032	0.9968
104.Tos	0.4791	0.5209
105.Asséyakro	0.998	0.002
106.Asséyakro	0.9987	0.0013
107.Asséyakro	0.998	0.002
108.Asséyakro	0.998	0.002
109.Asséyakro	0.9986	0.0014
110.Asséyakro	0.998	0.002
111.Asséyakro	0.9953	0.0047
112.Totokro	0.976	0.024
113.Fourougbankoro	0.999	0.001
114.Fourougbankoro	0.9988	0.0012
115.Fourougbankoro	0.996	0.004
116.Fourougbankoro	0.999	0.001
117.Fourougbankoro	0.998	0.002
118.Kongonouassou	0.999	0.0011
119.Kongonouassou	0.999	0.001
120.Logbonou	0.9961	0.0039
121.Logbonou	0.9981	0.0019
122.Divo	0.9934	0.0066
123.Goudy	0.9944	0.0057
124.Goudy	0.998	0.002
125.Mbrimbo	0.9918	0.0082
126.Mbrimbo	0.9984	0.0016
127.Mopri	0.998	0.002
128.Kassa I	0.9874	0.0126
129.Kassa I	0.9983	0.0017
130.Kassa I	0.9984	0.0016
131.Kassa I	0.998	0.002
132.Kassa II	0.997	0.003
133.Kassa II	0.997	0.003
134.Sagassou	0.7737	0.2263
135.Sagassou	0.999	0.0011

136.Agbo	0.995	0.005
137.Agbo	0.9948	0.0052
138.Agbo	0.9928	0.0073
139.Agbo	0.8419	0.1581
140.Nzinzibelekro	0.998	0.002
141.Nzinzibelekro	0.997	0.003
142.Abengourou	0.0051	0.9949
143.Abengourou	0.9958	0.0042
144.Abengourou	0.998	0.002
145.Assikasso	0.998	0.002
146.Assikasso	0.9827	0.0174
147.Assikasso	0.982	0.018
148.Assikasso	0.9963	0.0038
149.Kongodia	0.998	0.002
150.Kongodia	0.996	0.004
151.Ebobo	0.0221	0.9779
152.Ebobo	0.003	0.997
153.Ebobo	0.002	0.998
154.Luki	0.002	0.998
155.Luki	0.002	0.998
156.Luki	0.001	0.999
157.Niaouli	0.001	0.999
158.Niaouli	0.001	0.999
159.Ineac	0.002	0.998
160.Ineac	0.0204	0.9796
161.Ineac	0.002	0.998
162.Ineac	0.003	0.997