



**HAL**  
open science

## **PEST-ORCHESTRA: A tool for optimizing NICA-Donnan model parameters for humic substances reactivity**

Noémie Janot, José Paulo Pinheiro, Wander Gustavo G Botero, Johannes C.  
L. C L Meeussen, Jan E. E Groenenberg

### **► To cite this version:**

Noémie Janot, José Paulo Pinheiro, Wander Gustavo G Botero, Johannes C. L. C L Meeussen, Jan E. E Groenenberg. PEST-ORCHESTRA: A tool for optimizing NICA-Donnan model parameters for humic substances reactivity. SETAC Europe, May 2016, Nantes, France. hal-02537230

**HAL Id: hal-02537230**

**<https://hal.science/hal-02537230>**

Submitted on 8 Apr 2020

**HAL** is a multi-disciplinary open access archive for the deposit and dissemination of scientific research documents, whether they are published or not. The documents may come from teaching and research institutions in France or abroad, or from public or private research centers.

L'archive ouverte pluridisciplinaire **HAL**, est destinée au dépôt et à la diffusion de documents scientifiques de niveau recherche, publiés ou non, émanant des établissements d'enseignement et de recherche français ou étrangers, des laboratoires publics ou privés.

# PEST-ORCHESTRA: A tool for optimizing NICA-Donnan model parameters for humic substances reactivity

N. Janot<sup>1,\*</sup>, J.P. Pinheiro<sup>1</sup>, W.G. Botero<sup>2</sup>, J.C. L. Meeussen<sup>3</sup> and J.E. Groenenberg<sup>1,4</sup>

<sup>1</sup>LIEC, Université de Lorraine/CNRS, <sup>2</sup>Universidade Federal de Alagoas, <sup>3</sup>NRG Radiation and environment, <sup>4</sup>Wageningen Universiteit en Researchcentrum.

\* E-mail address: noemie.janot@univ-lorraine.fr

## Introduction

The chemical speciation and solid-solution partitioning of trace metals are of key importance to their bioavailability and environmental fate. Mechanistic assemblage or multisurface models, which combine separate models for metal binding to reactive soil or sediment constituents, have been successfully applied to describe trace metal partitioning in soils and surface waters. These models are implemented in various model platforms, i.e., ECOSAT, Visual MINTEQ, PHREEQC, WHAM 7.0 or ORCHESTRA. Among these, ORCHESTRA has certain advantages. It is free and independent of the operating system (Microsoft-Windows, OS-X (Mac) or LINUX), but most importantly, its model definitions are in text format and thereby accessible by users for extensions and modifications. However, up to date, no parameters fitting abilities are available with ORCHESTRA.

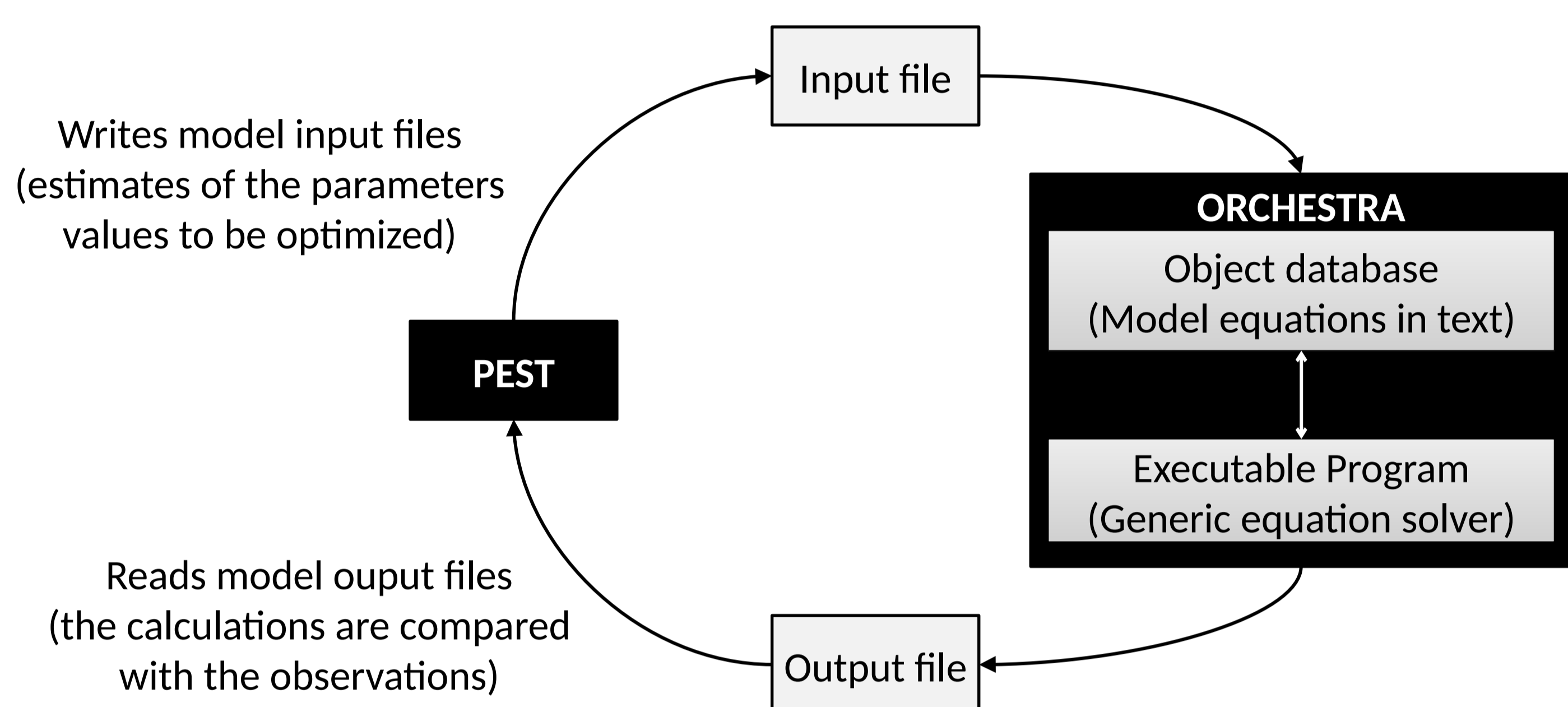
Here, we describe the combination of ORCHESTRA with the parameter estimation software PEST ([www.pesthomepage.org](http://www.pesthomepage.org)) to derive optimized model parameters for proton- and metal-binding to a fulvic acid.

## Objectives

1. Validate PEST-ORCHESTRA as a reliable tool to optimize model parameters to describe proton- and metal- binding to humic substances.
2. Determine a more constrained procedure to derive coherent NICA-Donnan parameters.
3. Use this procedure to determine metal-binding parameters for Laurentian Fulvic Acid (LFA).

## PEST-ORCHESTRA framework

- Communication organized via the input and output files of ORCHESTRA<sup>(1)</sup>.
- Several iteration cycles, repeated until the difference between the parameter values of successive iterations is smaller than a user-defined criterion.
- Goodness of fit quantified by the sum of the squared residuals, which is to be minimized.



## The NICA-Donnan model<sup>(2)</sup>

- Non-Ideal Competitive Adsorption (NICA): competitive binding of protons and metal cations to humic substances
- Donnan equilibrium model: non-specific electrostatic interactions.
- For a component  $i$  with solution concentration  $c_i$  (mol/L), its amount bound  $Q_i$  (mol/L) is given by:

$$Q_i = \frac{n_{i,1} Q_{\max,1} \left( \frac{\tilde{K}_{i,1} c_{i,D}}{\sum_j \tilde{K}_{j,1} c_{j,D}} \right)^{n_{i,1}} \times \left[ \frac{\sum_j \tilde{K}_{j,1} c_{j,D}}{1 + \sum_j \tilde{K}_{j,1} c_{j,D}} \right]^{p1}}{\sum_j \tilde{K}_{j,1} c_{j,D}} + \frac{n_{i,2} Q_{\max,2} \left( \frac{\tilde{K}_{i,2} c_{i,D}}{\sum_j \tilde{K}_{j,2} c_{j,D}} \right)^{n_{i,2}} \times \left[ \frac{\sum_j \tilde{K}_{j,2} c_{j,D}}{1 + \sum_j \tilde{K}_{j,2} c_{j,D}} \right]^{p2}}{\sum_j \tilde{K}_{j,2} c_{j,D}}$$

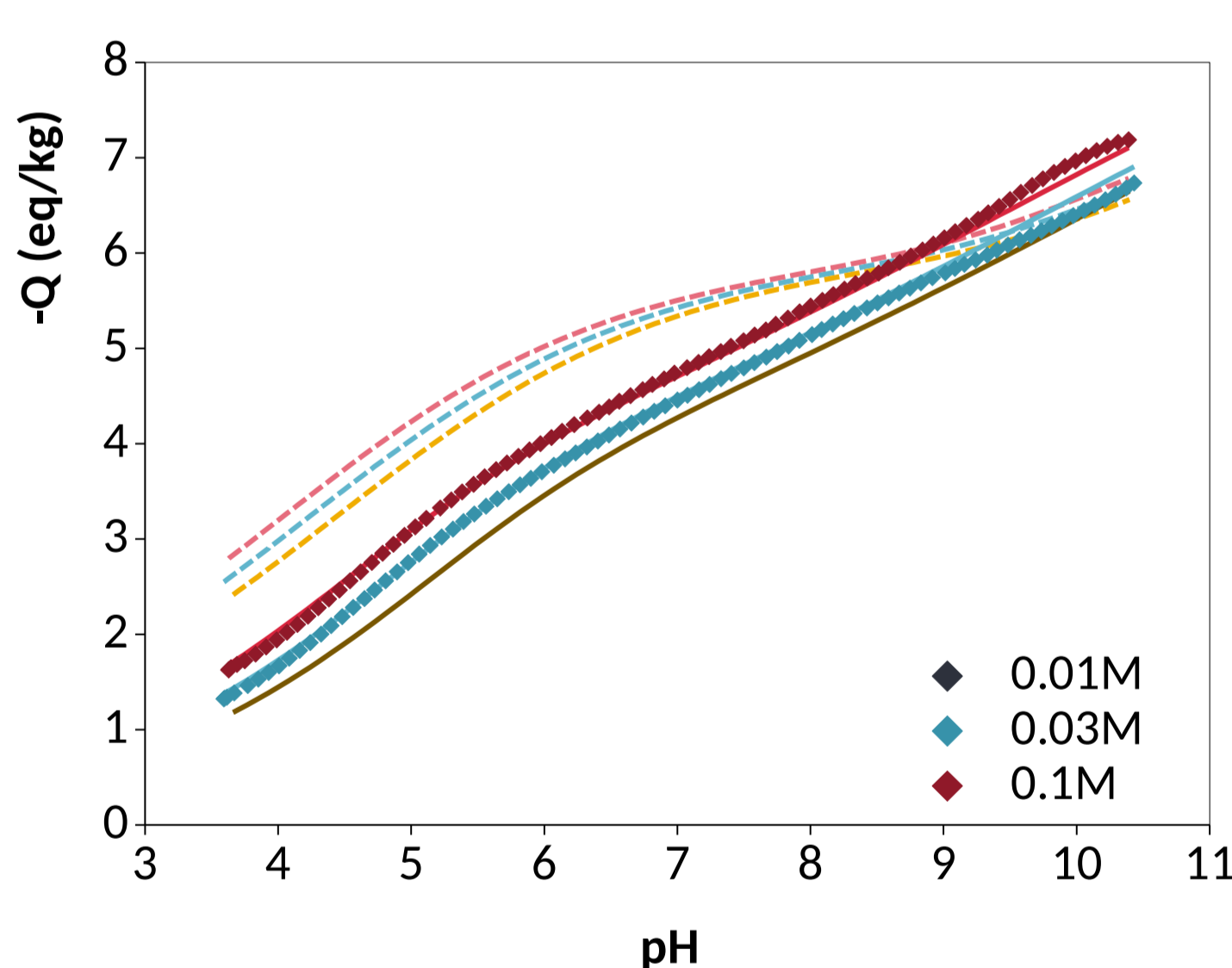
Labels in the diagram: Carboxylic sites (sites 1) and Phenolic sites (sites 2) are highlighted. Parameters are categorized as HS-specific (Site density, Ligand heterogeneity) and ion-specific (Median affinity, Stoichiometry factor).

- Charge of the particle  $Q$  is balanced by ions concentrations in the Donnan gel  $c_{D,i}$ :  $Q + W_D \left( \sum_i z_i * C_{D,i} \right) = 0$
- Donnan volume  $V_D$  depends on ionic strength  $I$  following an empirical relation:  
 $\log V_D = \alpha + \beta \log I$  later simplified as  $\log V_D = b(1 - \log I) - 1$  <sup>(2)</sup>
- 7 or 8 parameters to optimize, depending on the electrostatic equation used

## Determination of proton-binding parameters

### Dataset

- Potentiometric titrations of LFA at three ionic strengths<sup>(4)</sup>
- Part of database used to determine generic proton-binding parameters to fulvic acids<sup>(5)</sup>
- Milne et al.<sup>(5)</sup>: unconstrained optimization using ECOSAT-FIT software.



LFA titration results. Symbols are experimental data, and lines are fits, using generic parameters (dashed) and optimized ones (plain).

- Goodness of fit similar with all procedure used

Procedure	Milne et al. <sup>(5)</sup>	Un-constrained	Un-constrained	2-step
b	0.32	0.35±0.02	-	-
α	-	-	0.88±0.19	0.93±0.20
β	-	-	-0.28±0.04	-0.27±0.05
Q <sub>max,1</sub>	2.64	2.82±1.23	3.01±1.61	5.05±0.02
logK <sub>H,1</sub>	2.43	2.47±0.17	3.82±0.19	4.11±0.11
m <sub>1</sub>	0.65	0.62±0.17	0.57±0.18	0.41±0.01
Q <sub>max,2</sub>	7.77	7.43±2.47	7.06±3.37	2.81±0.04
logK <sub>H,2</sub>	7.30	7.38±0.68	8.83±0.62	8.64±0.13
m <sub>2</sub>	0.17	0.18±0.06	0.19±0.09	0.46±0.02
RMSE	0.069	0.067	0.064	0.070
r <sup>2</sup>	0.9983	0.9983	0.9985	0.9982

✓ Good agreement:  
Validation of PEST-ORCHESTRA tool

### Influence of the electrostatic model

- No influence on Q<sub>max</sub> or m values
- Considerable influence on logK<sub>H</sub>
- logK<sub>H,1</sub> values obtained with the original equation in better agreement with other models (Model VI, Stockholm Humic Model) and more realistic for carboxylic groups

LFA Donnan volumes (L/kg), depending on  $I$  and electrostatic equation.

Procedure	I (M)		
	0.01	0.03	0.1
Unconstrained (b)	1.1	0.8	0.5
Unconstrained (α, β)	27.5	20.2	14.5
Viscometric data	6.0	-	6.0

- Donnan model poorly represents physical phenomena observed for fulvic acids

### Influence of the optimization procedure

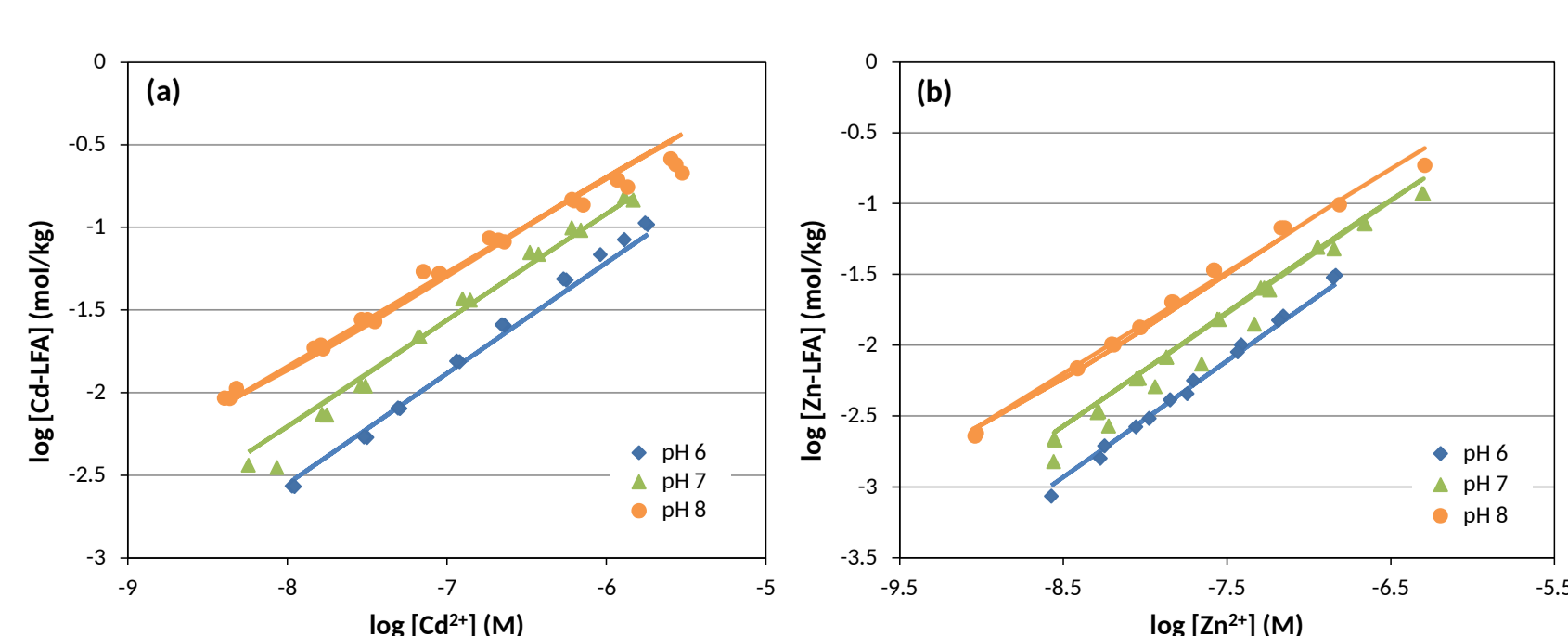
- Unconstrained procedure: fit 8 parameters together
- 2-step procedure:
  1. Optimization of Q<sub>max</sub> values, using apparent logK<sub>H</sub>
  2. Optimization of 6 other parameters together
- Different amount of binding sites (Q<sub>max,1</sub> + Q<sub>max,2</sub>)
- Different proportion of sites 1 vs. sites 2
- Illustrate the high correlation between parameters

## Determination of metal-binding parameters

### Experimental details

- Cd(II) and Zn(II) titrations of LFA.
- Free metal ion determination using electro-analytical AGNES technique<sup>(6)</sup>.
- Optimization of the amount of metal bound to LFA.
- Fix Q<sub>max,i</sub>, logK<sub>H,i</sub>, α and β parameters from the 2-step optimization procedure.

### Results



	Site 1	Site 2
p	0.77 ± 0.09	0.46 ± 0.86
n <sub>H</sub>	0.53 ± 0.07	0.97 ± 1.61
logK <sub>Cd</sub>	0.88 ± 0.23	4.56 ± 29.7
n <sub>Cd</sub>	0.67 ± 0.06	0.14 ± 0.83
logK <sub>Zn</sub>	1.73 ± 0.22	2.30 ± 18.5
n <sub>Zn</sub>	0.82 ± 0.06	0.20 ± 1.10

## Conclusions

- ✓ Validation of PEST-ORCHESTRA as a tool to determine NICA-Donnan model parameters for proton and metal binding to humic substances
- Extend the evaluation of the optimization procedure to a larger set of data
- Need a more physically realistic approach for description of electrostatic effects in fulvic acids
- Develop multisurface models including mineral surfaces

### References

- (1) Meeussen, Env. Sci. Technol. 37 (2003) 1175-82
- (2) Kinniburgh et al., Env. Sci. Technol. 30 (1996) 1687-98
- (3) Benedetti et al., Env. Sci. Technol. 30 (1996) 1805-13
- (4) Pinheiro et al., Env. Sci. Technol. 33 (1999) 3398-3404
- (5) Milne et al., Env. Sci. Technol. 35 (2001) 2049-59
- (6) Parat et al., The Analyst 136 (2011) 4337-43