



**HAL**  
open science

## Service crops functional markers explain soil water and nitrogen stocks at budburst in Mediterranean vineyards

Léo Garcia, Gaëlle Damour, Aurore Martenot, Inti Ganganelli, Christian Gary, Marc Dorel, Aurelie Metay

### ► To cite this version:

Léo Garcia, Gaëlle Damour, Aurore Martenot, Inti Ganganelli, Christian Gary, et al.. Service crops functional markers explain soil water and nitrogen stocks at budburst in Mediterranean vineyards. 15. European Society for Agronomy Congress (ESA 2018), Aug 2018, Geneva, Switzerland. Agroscope, pp.114, 2018, Book of abstracts of the XVe European Society for Agronomy Congress. Innovative cropping and farming systems for high quality food production systems. hal-02524049

**HAL Id: hal-02524049**

**<https://hal.science/hal-02524049>**

Submitted on 30 Mar 2020

**HAL** is a multi-disciplinary open access archive for the deposit and dissemination of scientific research documents, whether they are published or not. The documents may come from teaching and research institutions in France or abroad, or from public or private research centers.

L'archive ouverte pluridisciplinaire **HAL**, est destinée au dépôt et à la diffusion de documents scientifiques de niveau recherche, publiés ou non, émanant des établissements d'enseignement et de recherche français ou étrangers, des laboratoires publics ou privés.



Distributed under a Creative Commons Attribution 4.0 International License





Léo Garcia<sup>1</sup>, Gaëlle Damour<sup>2</sup>, Aurore Martenot<sup>1</sup>, Inti Ganganelli<sup>1</sup>, Christian Gary<sup>1</sup>, Marc Dorel<sup>2</sup>, Aurélie Metay<sup>1</sup>  
Leo.garcia@supagro.fr; 1: SYSTEM, Montpellier SupAgro, INRA, CIRAD, CIHEAM-IAMM, Univ Montpellier, France, 2: CIRAD, UPR GECO, France

### Context

In Mediterranean region, summer droughts are getting more intense with climate change, and water management is essential to avoid grapevine water and nitrogen (N) stress in order to maintain berry production (Celette and Gary 2013). Service crops provide services in vineyards, eventually in relation to water and N supply (Garcia et al. 2018). Functional characterization is increasingly employed for cultivated ecosystems (Martin and Isaac 2015; Wood et al. 2015), with the hypothesis that functional markers could help us to predict the ecosystem services provided by cash crops and service crops (Damour et al. 2015). However, there is a lack of studies that assess the relations between functional markers and ecosystem services in field conditions.

### Objective: to test the relations between functional markers of service crops and soil water and nitrogen stocks in vineyards



Figure 1: Fababeen covercrop in a Mediterranean vineyard © Yvan Bouisson, UMR System, February 2016

### Material and methods

- Vineyard located in the South of France, calcareous cambisol with 30% clay and 40% silt
- 38 different communities composed of one species of service crop and spontaneous species in the inter-rows

November 2016  
(service crop emergence)

April 2017  
(grapevine budburst, service crop destruction)



- At service crop emergence:** Soil cores to measure soil N contents
- At grapevine budburst,**
  - Flora inventory,** cover rate and aboveground biomass,
  - Soil cores to measure soil water and N contents (1 m deep)
  - Aboveground functional markers** (plant height, leaf area, leaf dry matter content, plant dry matter content, specific leaf area (SLA), carbon, N content and C/N ratio) measured on sown species and most frequent weeds (39 species in total) according to standardized protocols (Pérez-Harguindeguy et al. 2013). Community weighted means CWM (Garnier et al. 2004) calculated for each aboveground marker to take into account species diversity in each quadrat.
  - Root functional markers** measured from soil cores: Root mass density (RMD, kg m<sup>-3</sup>), root length density (RLD, cm cm<sup>-3</sup>), mean diameter (DIAM), Specific root length (SRL, m g<sup>-1</sup>), very fine root fraction (VFRf) for deep (d) and shallow (sh) soil layers

### Results and highlights

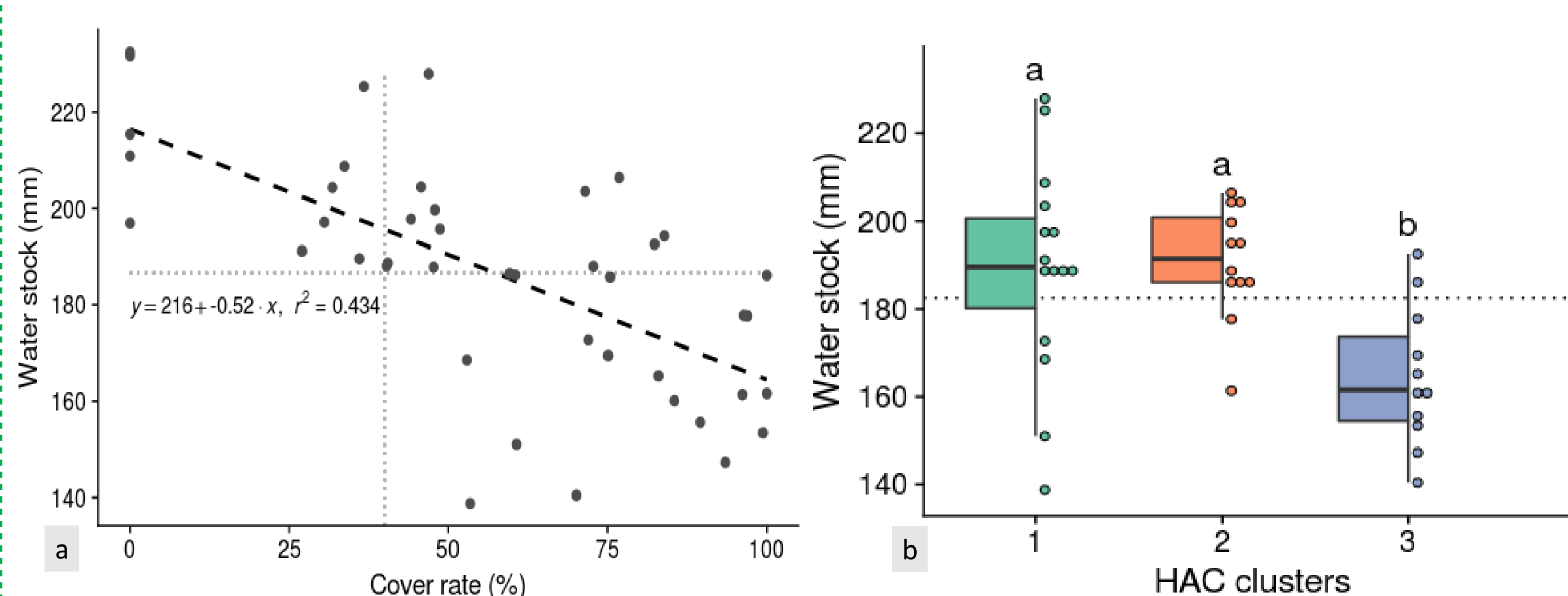
#### 1. Temporary service crops deeply modify soil water and nitrogen status at budburst

Method: descriptive statistics for the 38 service crops quadrats

	Service crops characteristics		Soil services indicators	
	At grapevine budburst		At grapevine budburst	
	Cover rate (%)	Total Biomass (g)	Water stock (mm)	Mineral N stock (kg N/ha)
<b>Mean</b>	<b>64,87</b>	<b>85,16</b>	<b>182,53</b>	<b>6,64</b>
Min	27,00	28,15	138,75	0,42
Max	100,00	369,01	227,93	34,41
<b>Coefficient of Variation</b>	<b>0,35</b>	<b>0,82</b>	<b>0,11</b>	<b>1,11</b>

#### 2. Soil water stocks are related to soil cover rate and to the functional markers of the service crops and associated weeds.

Methods: regression analysis (2a) and cluster analysis (2b) using HAC, following a PCA on the functional markers that showed significant correlations with the water stock and the cover rate



**Cluster 1:** high dry matter content, high specific root length and very fine roots for shallow roots, dominated by Poaceae and Hydrophyllaceae species

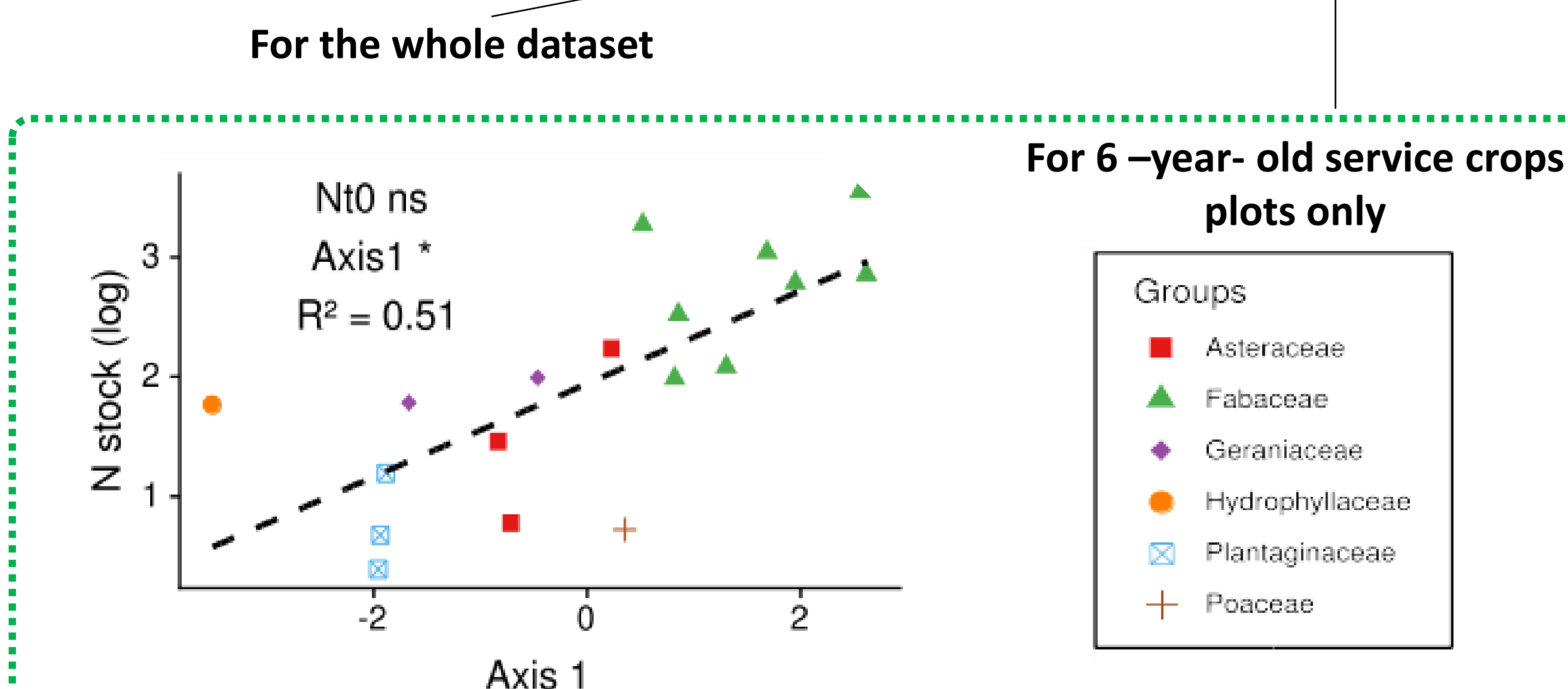
**Cluster 2:** high leaf dry matter content, thin deep roots and high shallow roots diameter and density dominated by Asteraceae species

**Cluster 3:** deep roots, thick roots, high density in deep layers, low dry matter, dominated by Fabaceae species

#### 3. Soil mineral N stocks are related to the soil mineral nitrogen content at service crop emergence and functional markers of the service crops and associated weeds.

Methods: regression between PCA coordinates based on aboveground and root markers and soil N mineral stock at budburst

$$\text{Soil mineral N stocks at grapevine budburst} = f(\text{Soil mineral N stocks at service crop emergence}; \text{Axis 1 of PCA (SLA, LNC, N)})$$

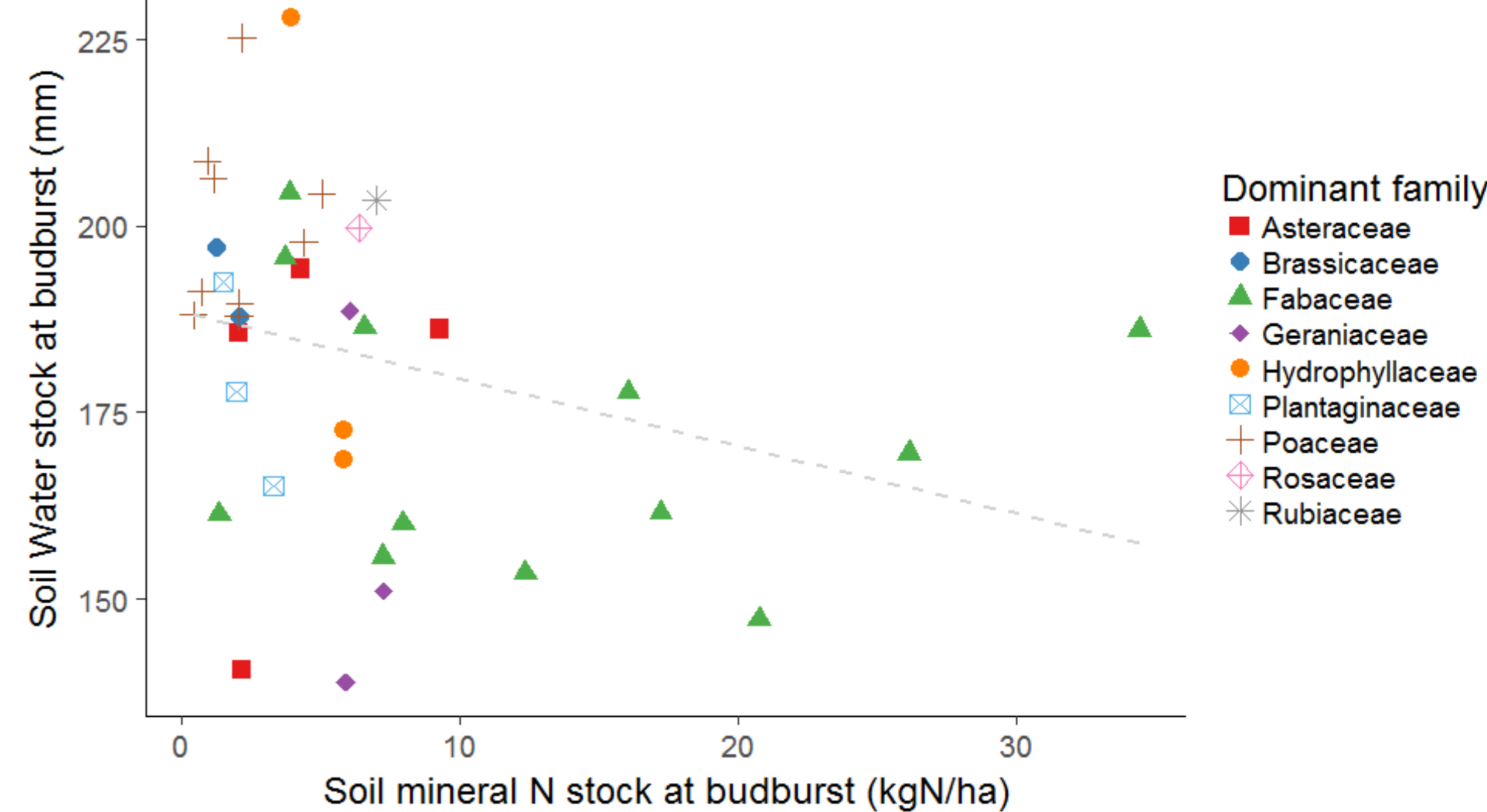


• Axis 1 correlated with SLA: specific leaf area; N: plant nitrogen content and CN of the plant community was significant with a positive effect on N stock.

• Fabaceae clearly increase N stocks at grapevine budburst

#### 4. Trade-off between soil water and nitrogen services

Methods: regression between both soil-based services, considering the different dominant families, for the 38 quadrats



A negative relationship between soil water and nitrogen services, strongly dependant on dominant family

### Conclusion

Service-cropped vineyards can be seen as drivers for providing multiple ecosystem services (Gaba et al., 2015). Our results highlight i) simple indicators measured at plant community scale (e.g. cover rate) sufficiently accounts for differences in water provision at budburst; ii) the importance of initial soil conditions to explain short-time scale and highly variable service such as soil mineral nitrogen content; iii) help to discriminate different service crops families regarding their ability to provide soil based ecosystem services and iv) suggest that functional characterization of service crops at plant scale may be relevant and complementary to flora inventory to analyse some ecosystem services.

### References

Celette, F., Gary, C., 2013. Eur. J. Agron. 45, 142–152; Damour, G., Garnier, E., Navas, M.L., Dorel, M., Risède, J.-M., 2015. Adv. Agron. 134 81–133; Garcia, L., Celette, F., Gary, C., Ripoche, A., Valdés-Gómez, H., Metay, A., 2018. Agric. Ecosyst. Environ. 251, 158–170; Garnier, E., Cortez, J., Billès, G., Navas, M.L., Roumet, C., Debussche, M., Laurent, G., Blanchard, A., Aubry, D., Bellmann, A., Neill, C., Toussaint, J.P., 2004. Ecology 85, 2630–2637. Martin, A.R., Isaac, M.E., 2015. J. Appl. Ecol. 52, 1425–1435. Wood, S.A., Karp, D.S., DeClerck, F., Kremen, C., Naeem, S., Palm, C.A., 2015. Ecol. Evol. 30, 531–539.