



**HAL**  
open science

**The Laser Path (3D ongoing) The TS light collection  
(Feasibility study ongoing) THE WEST THOMSON  
SCATTERING SYSTEM**

G. Colledani, R. Sabot, G Lotte, A Moureau

► **To cite this version:**

G. Colledani, R. Sabot, G Lotte, A Moureau. The Laser Path (3D ongoing) The TS light collection (Feasibility study ongoing) THE WEST THOMSON SCATTERING SYSTEM. Laser aided plasma diagnostics 2019 (LAPD), Sep 2019, Whitefish, United States. hal-02520947

**HAL Id: hal-02520947**

**<https://hal.science/hal-02520947>**

Submitted on 27 Mar 2020

**HAL** is a multi-disciplinary open access archive for the deposit and dissemination of scientific research documents, whether they are published or not. The documents may come from teaching and research institutions in France or abroad, or from public or private research centers.

L'archive ouverte pluridisciplinaire **HAL**, est destinée au dépôt et à la diffusion de documents scientifiques de niveau recherche, publiés ou non, émanant des établissements d'enseignement et de recherche français ou étrangers, des laboratoires publics ou privés.



G. Colledani, R. Sabot, Ph. Lotte, G. Moreau, A. Bec and the WEST team.  
CEA, IRFM, F-13108 Saint-Paul-Lez-Durance, France.  
Email: [gilles.colledani@cea.fr](mailto:gilles.colledani@cea.fr)

**Special Thanks for their valuable assistance to :**

P. Blanchard : Swiss Federal Institute of Technology, EPFL SB SPC, Station 13, CH-1015 Lausanne, Switzerland.  
E. Pasch : Max-Planck-Institut für Plasmaphysik, Wendelsteinstr. 1, 17491 Greifswald, Germany .  
R. Scannell : UK Atomic Energy Authority, Culham Science Center, Abingdon OX14 3DB, United Kingdom.



## # Main characteristic of the Thomson scattering diagnostic for WEST

A **Thomson Scattering** is being designed for measuring density and temperature in the pedestal with a 3 mm radial resolution.

**Constraints :**

- ✦ Zone of interest : ~15 cm in the equatorial plane to cope with the various plasma equilibriums (LSN, USN, close/far X point, ...).
- ✦ Needs ~ 50 viewing lines.
- ✦ Temperature range: from 1-2 keV (pedestal top) to few 10s eV (SOL).
- ✦ Compatible with robotic arm and future core channels (phase 2).

**Challenges :**

- ✦ Long pulse (1000 s) measurement.
- ✦ High spatial resolution ⇨ first mirror close to the plasma.

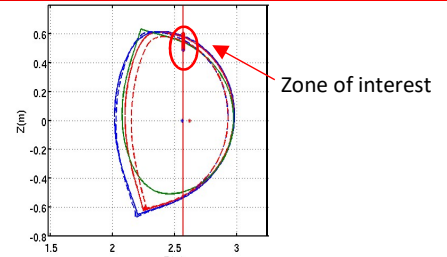


Fig. 1 : Various plasma equilibrium configurations

## # The Laser Path (3D ongoing)

- 3 lasers of 2J - 6nsec pulse - 30Hz each are foreseen for higher time resolution (10ms) and redundancy.
- Each laser path will be controlled with motorized mount.
- The main characteristics of the beam (power, synchronization, ...) will be analyzed in the "laser dump and control" Box.
- ~60 W beam dumps.

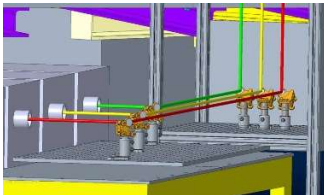


Fig. 2 : Laser beam exit

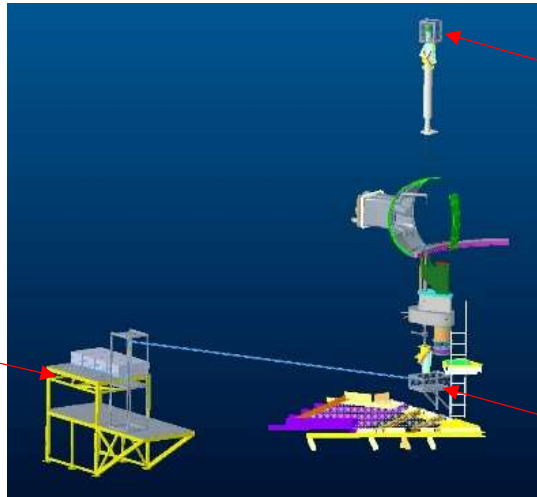


Fig. 3 : Overall view of the laser path




Fig. 4 : Laser dump and control box




Fig. 5 : Lower path (mirror & cameras)

## # The TS light collection (Feasibility study ongoing)

**High resolution, narrow vacuum window far from the plasma, divertor seen in the background view**  
✦ **first optics for the Edge Channels in the vacuum vessel**

➤ **Endoscope and optics designed for long pulses**

- ✦ The first mirror **water cooled**.
  - ✦ All in-vessel optics protected by an **water cooled thermal shield**.
  - ✦ Protection against glow discharges and boronization
  - ✦ **Water cooled viewing dump** on inner wall
- Feasibility study on going with several options being evaluated.

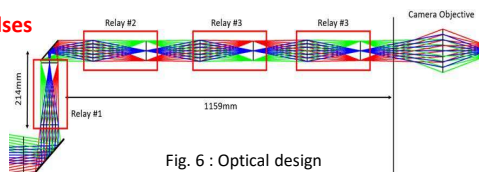


Fig. 6 : Optical design

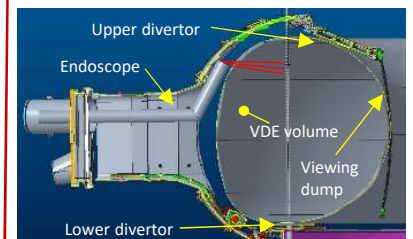


Fig. 7 : Schematic view of the endoscope

## # The Spectrometer and the Data Acquisition System Characteristics

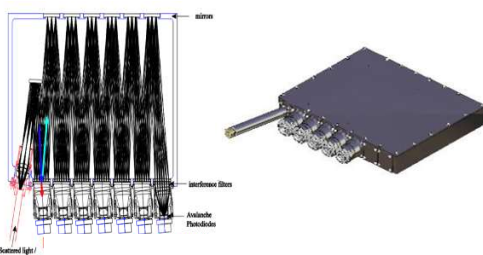


Fig. 8 : Polychromator optical Layout (Based on MAST CONCEPT)

Reference :  
Scannell R., et al., Design of a new Nd:YAG Thomson scattering system for MAST, Review of Scientific Instruments 79, 10E730, 2008

- ✓ 180 to 200 data acquisition channels
- ✓ 10 to 30 ns diffused LASER light pulses
- ✓ 100 Hz LASER periodic trigger rate

Custom mezzanine board with Nectar chip to be designed

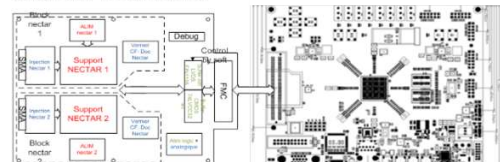


Fig. 9 : Requirements and drawing of the pre-study board

Reference :  
C. L. Naumann, et al., NECTAR: New Electronics for the Cherenkov Telescope Array International Workshop on New Photon-detectors, June 13-15, 2012, LAL Orsay, France

- ✓ Data acquisition window : 1µs for each trigger
  - ✓ Sampling frequency : > 1GHz
  - ✓ Amplitude resolution : ≥ 10 bits
- Commercial FPGA development board**