



**HAL**  
open science

# Temperature-dependent rate constants for the reactions of chlorine atom with methanol and Br<sub>2</sub>

Yuri Bedjanian

► **To cite this version:**

Yuri Bedjanian. Temperature-dependent rate constants for the reactions of chlorine atom with methanol and Br<sub>2</sub>. *International Journal of Chemical Kinetics*, 2020, 52 (5), pp.310-318. 10.1002/kin.21351 . hal-02511712

**HAL Id: hal-02511712**

**<https://hal.science/hal-02511712v1>**

Submitted on 3 Dec 2020

**HAL** is a multi-disciplinary open access archive for the deposit and dissemination of scientific research documents, whether they are published or not. The documents may come from teaching and research institutions in France or abroad, or from public or private research centers.

L'archive ouverte pluridisciplinaire **HAL**, est destinée au dépôt et à la diffusion de documents scientifiques de niveau recherche, publiés ou non, émanant des établissements d'enseignement et de recherche français ou étrangers, des laboratoires publics ou privés.

# Temperature Dependent Rate Constants for the Reactions of Chlorine Atom with Methanol and Br<sub>2</sub>

Yuri Bedjanian

*Institut de Combustion, Aérodynamique, Réactivité et Environnement (ICARE), CNRS, 45071  
Orléans Cedex 2, France*

## Abstract

Kinetics of the reaction of Cl atoms with methanol has been investigated at 2 Torr total pressure of helium and over a wide temperature range 225 – 950 K, using a discharge flow reactor combined with an electron impact ionization quadrupole mass spectrometer. The rate constant of the reaction  $\text{Cl} + \text{CH}_3\text{OH} \rightarrow \text{products}$  (1) was determined using both absolute measurements under pseudo-first order conditions, monitoring the kinetics of Cl-atom consumption in excess of methanol and relative rate method,  $k_1 = (5.1 \pm 0.8) \times 10^{-11} \text{ cm}^3 \text{ molecule}^{-1} \text{ s}^{-1}$ , and was found to be temperature independent over the range  $T = 225\text{-}950\text{K}$ . The rate constant of the reaction  $\text{Cl} + \text{Br}_2 \rightarrow \text{BrCl} + \text{Br}$  (3) was measured in an absolute way monitoring Cl-atom decays in excess of Br<sub>2</sub>:  $k_3 = 1.64 \times 10^{-10} \exp(34/T) \text{ cm}^3 \text{ molecule}^{-1} \text{ s}^{-1}$  at  $T = 225\text{-}960 \text{ K}$  (with conservative 15% uncertainty). The experimental data for  $k_3$  can also be adequately represented by the temperature independent value of  $k_3 = (1.8 \pm 0.3) \times 10^{-10} \text{ cm}^3 \text{ molecule}^{-1} \text{ s}^{-1}$ . The kinetic data from the present study are compared with previous measurements.

**Keywords:** Cl, CH<sub>3</sub>OH, Br<sub>2</sub>, kinetics, rate coefficient.

Correspondence to: Yuri Bedjanian: Tel.: +33 238255474, e-mail: [yuri.bedjanian@cnrs-orleans.fr](mailto:yuri.bedjanian@cnrs-orleans.fr)  
Supporting Information is available in the online issue at [www.wileyonlinelibrary.com](http://www.wileyonlinelibrary.com).

## 1 INTRODUCTION

Methanol (CH<sub>3</sub>OH) is a smallest representative of alcohols, chemical species belonging to a large family of Oxygenated Volatile Organic Compounds playing an important role in the tropospheric chemistry.<sup>1</sup> CH<sub>3</sub>OH is one of the most abundant volatile organic species in the atmosphere due to important biogenic emissions and in situ production in atmospheric oxidation of methane and other organic compounds.<sup>2</sup> Atmospheric degradation of methanol is triggered mainly by its reaction with OH radicals,<sup>1</sup> however contribution of the reaction with Cl atoms can be significant in certain locations with elevated concentration of Cl.<sup>3-5</sup> Cl-atom reaction with CH<sub>3</sub>OH is a well-known and very often used in laboratory source of CH<sub>2</sub>OH and, in the presence of O<sub>2</sub>, of HO<sub>2</sub> radicals:




Hence, the information on kinetics and products of Cl reaction with methanol in an extended temperature range is of interest also for laboratory studies of other reactions important in atmospheric and combustion chemistry.

Kinetics of the reaction



has been extensively studied using both absolute and relative rate methods.<sup>6-18</sup> Room temperature data for the reaction rate constant from different studies are consistent with each other;<sup>7-15</sup> however the temperature dependence of the rate constant is not well established.<sup>6,16-18</sup> As noted in a most recent temperature dependent study of reaction (1), "additional experiments that cover temperatures both below and above room temperature are needed for further assessment."<sup>18</sup> In this regard, the objective of the present work was to measure the rate constant of reaction (1) in a wide temperature range in order to harmonize existing experimental data on temperature dependence of  $k_1$ .

In addition, the rate constant of the reaction of Cl atoms with Br<sub>2</sub> was measured as a part of this study. In the present work, this reaction was used for indirect detection of Cl by mass spectrometry via conversion of Cl-atom to BrCl and as a reference reaction in the relative measurements of  $k_1$ :



Previously, the reaction rate constant was measured only at relatively low temperatures ( $T < 400\text{K}$ ): the available data for  $k_3$  are spread within a factor of 1.4.<sup>19-23</sup> In the present work, we report the measurements of the rate constant in an extended temperature range,  $T = 225 - 960\text{ K}$ .

## 2 EXPERIMENTAL

Experiments have been conducted at total pressure of 2 Torr of Helium using a conventional fast-flow reactor combined with a molecular beam sampling electron-impact ionization mass spectrometer.<sup>22,24-26</sup> Depending on the temperature range two different flow reactors were used. Low temperature reactor, used at  $T = 225 - 320\text{ K}$ , consisted of a Pyrex tube (45 cm length and 2.4 cm i.d.) surrounded by a jacket through which a thermostated ethanol was circulated (Figure S1, Supporting Information (SI)). To reduce the heterogeneous loss of Cl, the inner surface of the reactor as well as of the movable injector of Cl atoms was coated with halocarbon wax. High temperature reactor, used at  $T = 335 - 960\text{ K}$ , consisted of a Quartz tube (45 cm length and 2.5 cm i.d.) with an electrical heater and water-cooled attachments (Figure S2, SI).<sup>26</sup>

Chlorine atoms were generated by dissociation of  $\text{Cl}_2$ , diluted in He, in a microwave discharge and introduced into the main reactor through the movable injector as shown in Figures S1 and S2 (SI). Three methods were used for the detection of chlorine atoms. Firstly, Cl atoms were detected at their parent peaks at  $m/z = 35/37$  ( $\text{Cl}^+$ ). In this case, the contribution at these peaks of  $\text{Cl}_2$  (precursor of Cl atoms) and chlorinated products of reactions (1) and (3) due to their fragmentation in the ion source of the mass spectrometer (always operating at ca. 25 eV) should be taken into account. In another method, Cl atoms were monitored at  $m/z = 114/116/118$  ( $\text{BrCl}^+$ ) after being scavenged with an excess of  $\text{Br}_2$  ( $[\text{Br}_2] \approx 3 \times 10^{13}\text{ molecule cm}^{-3}$ , added in the end of the reactor 5 cm upstream of the sampling cone, as shown in Figure S2 (SI)) in reaction 3:



$$k_3 = 1.64 \times 10^{-10} \exp(34/T) \text{ cm}^3 \text{ molecule}^{-1} \text{ s}^{-1} \quad (T = 225 - 960\text{ K, this work}).$$

This method of Cl-atom detection is free of the possible complications which may arise from the fragmentation of the chlorinated species in the ion source. It can also be noted that the concentration of BrCl is not affected by side reactions, for example, with organic radicals

formed in reaction (1), since they are rapidly removed by Br<sub>2</sub>, which is present in the reaction system in high concentrations. Finally, Cl atoms were detected also at m/z = 162/164 (ICl<sup>+</sup>) upon their titration with an excess of I<sub>2</sub> ([I<sub>2</sub>] = (1.0-1.5)×10<sup>-13</sup> molecule cm<sup>-3</sup>, added in the end of the reactor (Figures S1 and S2, SI):<sup>27</sup>



$$k_4 = (2.1 \pm 0.3) \times 10^{-10} \text{ cm}^3 \text{ molecule}^{-1} \text{ s}^{-1} \text{ (T = 296 – 365 K)}.$$

The absolute concentrations of Cl atoms were determined using their chemical conversion to BrCl in reaction (3) with an excess of Br<sub>2</sub>: [Cl] = [BrCl] = Δ[Br<sub>2</sub>]. The absolute calibrations of MS signals of the stable species (CH<sub>3</sub>OH, Br<sub>2</sub>, Cl<sub>2</sub> and O<sub>2</sub>) were derived from measured flows of known mixtures of the species with helium.

The purities of the gases used were as follows: He (99.9999%, Alphagaz), passed through liquid nitrogen trap; O<sub>2</sub> (99.999%, Alphagaz); Br<sub>2</sub> (>99.99%, Aldrich); Cl<sub>2</sub> (>99%, Ucar); I<sub>2</sub> (99.999%, Aldrich); methanol (> 99.9%, Aldrich).



### 3 RESULTS AND DISCUSSION

#### 3.1 Rate constant of reaction (1): absolute measurements

Experiments were carried out under pseudo-first order conditions monitoring kinetics of Cl consumption ([Cl]<sub>0</sub> = (1 – 2)×10<sup>11</sup> molecule cm<sup>-3</sup>) in an excess of methanol (see Table 1 for the concentrations of CH<sub>3</sub>OH used). It was observed that generally the consumption of CH<sub>3</sub>OH was insignificant due to its sufficiently high excess over Cl atoms. Under such conditions, [Cl] = [Cl]<sub>0</sub>×exp(-k<sub>1</sub>'×t), with pseudo-first-order rate constant k<sub>1</sub>' = k<sub>1</sub>×[CH<sub>3</sub>OH]+k<sub>w</sub>, where k<sub>w</sub> represents the loss of Cl-atom in the absence of methanol in the reactor. Figure 1 displays examples of the exponential decays of Cl-atoms in the presence of different concentrations of CH<sub>3</sub>OH in the reactor. Examples of second-order plots observed at different temperatures are shown in Figure 2. All the pseudo-first order rate constants, k<sub>1</sub>', were corrected for axial and radial diffusion of Cl atoms<sup>28</sup> with diffusion coefficient of Cl in He calculated as D<sub>0</sub> = 504 × (T/298)<sup>1.85</sup> Torr cm<sup>-2</sup> s<sup>-1</sup>.<sup>29</sup> The corrections were typically within a few percent, being somewhat higher in a few kinetic runs (up to 15%). The results of the absolute measurements of k<sub>1</sub> are shown in Table 1. The measurements of k<sub>1</sub> at T ≥ 360 K have been conducted in an uncoated quartz reactor and those between 225 and 320 K in a Pyrex reactor coated with halocarbon wax. The combined uncertainty on k<sub>1</sub> was estimated

to be about 15% by adding in quadrature statistical error ( $\leq 5\%$ ) and those on the measurements of the absolute concentration of methanol ( $\sim 10\%$ ), flows (3%), pressure (2%), temperature (1%).

The possible impact of secondary chemistry on the measurements of  $k_1$  can be discussed. Firstly, it should be noted that thermal decomposition of methanol is negligible in the temperature range of the present work. Lu et al.<sup>30</sup> in their shock tube study reported the rate constant of  $3.2 \times 10^{-9} \exp(-29470/T) \text{ cm}^3 \text{ molecule}^{-1} \text{ s}^{-1}$  for the thermal decomposition of  $\text{CH}_3\text{OH}$  at  $T = 1660\text{-}2050 \text{ K}$ . Extrapolation of this expression to 950 K, the highest temperature of the present study, provides the rate constant of  $\sim 10^{-22} \text{ cm}^3 \text{ molecule}^{-1} \text{ s}^{-1}$ , which is too low to affect the measurements of  $k_1$ . Secondary reactions involving  $\text{CH}_2\text{OH}$  radical formed in reaction (1a) can lead both to production and consumption of Cl atoms in reactions of  $\text{CH}_2\text{OH}$  with  $\text{Cl}_2$  (precursor of Cl) and Cl, respectively:



The possible reproduction of Cl atoms in reaction (5) ( $k_5 = (2.9 \pm 0.6) \times 10^{-11} \text{ cm}^3 \text{ molecule}^{-1} \text{ s}^{-1}$  at  $T = 295 \text{ K}$ )<sup>12</sup> is insignificant under experimental conditions of the study due to relatively low concentrations of  $\text{Cl}_2$  in the reactor,  $[\text{Cl}]_2 = (2\text{-}4) \times 10^{11} \text{ molecule cm}^{-3}$ . In order to experimentally confirm this fact, we have carried out the measurements of  $k_1$  in the presence of  $\text{O}_2$  ( $\approx 2 \times 10^{14} \text{ molecule cm}^{-3}$ ) in the reactor. In the presence of  $\text{O}_2$ ,  $\text{CH}_2\text{OH}$  radicals are rapidly scavenged via reaction (2) ( $k_2 = (9.1 \pm 2.7) \times 10^{-12} \text{ cm}^3 \text{ molecule}^{-1} \text{ s}^{-1}$  at  $T = 298 \text{ K}$ ):<sup>31</sup>



Figure S3 (SI) demonstrates the second-order plot measured for reaction (1) at  $T = 440 \text{ K}$ . As one can see, the results of the measurements of  $k_1'$  in the presence and in the absence of  $\text{O}_2$  in the reactor are indistinguishable within the experimental error, which indicates a negligible role of reaction (5) under the experimental conditions of the measurements of  $k_1$ . Among the data presented in Table 1, those at  $T = 360$  and  $770 \text{ K}$  were obtained in the presence of  $\text{O}_2$  in the reactor.

To our knowledge the rate constant of reaction (6) was reported in two studies at room temperature:  $k_6 = 1.4 \times 10^{-10}$ <sup>32</sup> and  $6.64 \times 10^{-10} \text{ cm}^3 \text{ molecule}^{-1} \text{ s}^{-1}$ .<sup>33</sup> The last, rather high, value of  $k_6$  was extracted from the simulation of the experimental profiles of  $\text{CH}_2\text{OH}$  observed

upon the pulse radiolysis of SF<sub>6</sub>/HCl/CH<sub>3</sub>OH mixtures.<sup>33</sup> With  $k_6$  as high as  $6.6 \times 10^{-10} \text{ cm}^3 \text{ molecule}^{-1} \text{ s}^{-1}$ , in the present experiments, the contribution of the secondary reaction of Cl with CH<sub>2</sub>OH to the measured Cl decays would be significant, especially at low concentrations of methanol. This would lead to increase of the intercepts in the second-order plots shown in Figure 2. In fact, this was not the case: the intercepts of the second-order plots were always in good agreement with the values of  $k_w$  measured in the absence of CH<sub>3</sub>OH in the reactor, as shown in Figure 2. Experiments with addition of O<sub>2</sub> into reactive system (see above) also seem to indicate that impact of reaction (6) is insignificant. In the presence of O<sub>2</sub>, CH<sub>2</sub>OH is transformed via reaction (2) into CH<sub>2</sub>O and HO<sub>2</sub>, which are less reactive toward Cl-atom compared with CH<sub>2</sub>OH ( $k_7 = 4.3 \times 10^{-11}$  and  $k_8 = 8.1 \times 10^{-11} \exp(-30/T) \text{ cm}^3 \text{ molecule}^{-1} \text{ s}^{-1}$  at T = 230-420 and 200-500 K, respectively):<sup>31</sup>



For complete confidence in the minor role of the secondary chemistry in the absolute measurements of  $k_1$ , we have carried out relative rate measurements under conditions where secondary reactions (5) and (6) are obviously not important.

### 3.2 Rate constant of reaction (1): relative measurements

In the relative measurements of  $k_1$ , reaction of Cl atoms with Br<sub>2</sub> was used as a reference. The experiments consisted in a fast consumption of Cl in reaction with a mixture of Br<sub>2</sub> and CH<sub>3</sub>OH and the measurements of BrCl yield as a function of the [CH<sub>3</sub>OH]/[Br<sub>2</sub>] ratio:



The fraction of the initial concentration of Cl atoms, [Cl]<sub>0</sub>, transformed to BrCl in reaction 3, is:

$$[\text{BrCl}] = \frac{k_3[\text{Br}_2]}{k_3[\text{Br}_2] + k_1[\text{CH}_3\text{OH}] + k_w} \times [\text{Cl}]_0$$

After rearrangement of this expression one has:

$$\frac{[\text{Cl}]_0}{[\text{BrCl}]} - 1 = \frac{k_1[\text{CH}_3\text{OH}]}{k_3[\text{Br}_2]} + \frac{k_w}{k_3[\text{Br}_2]} \quad (I)$$

At a constant concentration of Br<sub>2</sub>, the second term in equation (I) is constant and  $k_1/k_3$  can be determined as a slope of the linear dependence of  $([\text{Cl}]_0/[\text{BrCl}] - 1)$  on the [CH<sub>3</sub>OH]/[Br<sub>2</sub>] ratio. In the experiments, BrCl was monitored in both CH<sub>3</sub>OH-free system, corresponding to

$[Cl]_0$ , and in the  $Br_2$  and  $CH_3OH$  -containing system, corresponding to the fraction of  $[Cl]_0$  reacted with  $Br_2$ . Reaction time was (0.012 – 0.017) s,  $[Cl]_0 = (2-5)\times 10^{11}$  molecule  $cm^{-3}$ , concentrations of  $CH_3OH$  and  $Br_2$  are shown in Table 2. The relative measurements of  $k_1$  were carried out in an uncoated quartz reactor, except  $T = 227, 243$  and  $295$  K, where the reactor coated with halocarbon wax was used. Typical examples of the experimental data are shown in Figure 3. Final values of  $k_1$  (Table 2) were calculated with  $k_3 = 1.64\times 10^{-10} \exp(34/T)$   $cm^3$  molecule $^{-1}$  s $^{-1}$  determined in this study with conservative 15% uncertainty at all temperatures ( $T = 225 - 960K$ ).

One can note that the results of the relative measurements are in excellent agreement with the absolute measurements of  $k_1$ . It should be emphasized that secondary reactions (5) and (6) are not operative under the experimental conditions of the relative measurements. Firstly, in the presence of high concentrations of  $Br_2$  and  $CH_3OH$ , Cl atoms are rapidly titrated in primary reactions (1) and (3). Secondly,  $CH_2OH$  radical is expected to be rapidly scavenged by  $Br_2$  ( $[Br_2] \gg [Cl_2]$ ):



Although the rate constant of reaction (9) is unknown, it is expected to be higher than  $k_5$  by analogy with reactions of  $Br_2$  and  $Cl_2$  with other organic radicals.

It can also be noted that reaction of  $CH_3OH$  with Br atoms formed in reactions (1) and (9):<sup>34</sup>



$$k_{10} = 5.66 \times 10^{-15} (T)^{1.5} \exp(-3600/T) \text{ cm}^3 \text{ molecule}^{-1} \text{ s}^{-1} \quad (T = 439 - 713 \text{ K})$$

is relatively slow, and, in any case, has a negligible impact on the concentrations of  $CH_3OH$ , considering that  $[CH_3OH] \gg [Br] \sim [Cl]_0$ .

### 3.3 Rate constant of reaction (3)

The rate constant of reaction (3) was determined from Cl decays ( $[Cl]_0 = (0.5 - 1.5)\times 10^{11}$  molecule  $cm^{-3}$ ) monitored in excess of  $Br_2$  (Table 3). Examples of the kinetics of Cl consumption observed at different concentrations of  $Br_2$  are shown in Figure S4 (SI). The consumption of  $Br_2$  was generally within a few percent: only in a few measurements (at lowest concentrations of  $Br_2$ ) it was significantly higher (up to 25 %). The reaction rate constant was always calculated using the mean concentration of  $Br_2$  along the reaction zone.



Typical plots of the pseudo-first-order rate constant,  $k_3' = k_3 \times [\text{Br}_2] + k_w$ , versus concentration of  $\text{Br}_2$  are shown in Figure 4. Diffusion corrections on  $k_3'$  were usually less than 10% and up to 16% in a few kinetic runs. The Y-intercepts of all the second-order plots,  $k_w$ , were in the range (0 - 22)  $\text{s}^{-1}$ , in good agreement with the rate of Cl decay measured in the absence of  $\text{Br}_2$  in the reactor. All the results of the absolute measurements of  $k_3$  (with estimated total uncertainty on  $k_3$  of  $\approx 15\%$ ) are shown in Table 3. At  $T \leq 320$  and  $\geq 340$  K, the measurements were carried out in a Pyrex reactor coated with halocarbon wax and in an uncoated quartz reactor, respectively.

### 3.4 Comparison with previous studies

Figure 5 summarizes the results of the measurements of the rate constant of reaction (3). In earlier room temperature discharge-flow studies using Cl detection by atomic resonance fluorescence, the values of  $k_3 = (1.20 \pm 0.15) \times 10^{-10}$  and  $(1.9 \pm 0.2) \times 10^{-10} \text{ cm}^3 \text{ molecule}^{-1} \text{ s}^{-1}$  were reported at  $T = 298$  K. The difference between two values measured with the same method and in the same group was explained<sup>20</sup> by  $\text{Br}_2$  loss in the flowmeter when passing a dilute mixture of  $\text{Br}_2$  with inert gas, leading to an underestimation of  $k_3$  in the study of Clyne and Cruse.<sup>19</sup> Nicovich and Wine<sup>21</sup> employed a laser flash photolysis-resonance fluorescence technique to measure the rate constant of reaction (3) as a function of temperature at  $T = 298\text{-}401$  K.  $k_3 = (1.58 \pm 0.22) \times 10^{-10} \text{ cm}^3 \text{ molecule}^{-1} \text{ s}^{-1}$  was found to be virtually independent of temperature, although a slight positive temperature dependence was observed ( $E/R = 144$  K).<sup>21</sup> The  $k_3$  data of Nicovich and Wine<sup>21</sup> shown in Figure 5 have been adjusted upward by 11%, as proposed by Khamaganov and Crowley,<sup>23</sup> considering currently recommended<sup>31</sup> absorption cross section for  $\text{Br}_2$  at 415.8 nm of  $6.5 \times 10^{-19} \text{ cm}^2 \text{ molecule}^{-1}$  instead of  $5.87 \times 10^{-19} \text{ cm}^2 \text{ molecule}^{-1}$  used by Nicovich and Wine<sup>21</sup> in optical measurements of the  $\text{Br}_2$  concentrations. In previous study from our group,<sup>22</sup> essentially similar (to those of the present work) experimental equipment and experimental approach were used except that Cl atoms were titrated at the end of the reactor with  $\text{C}_2\text{H}_3\text{Br}$  to be monitored at  $m/z = 62/64$  ( $\text{C}_2\text{H}_3\text{Cl}^+$ ):



As one can see in Figure 5, the values of  $k_3$  from the earlier study<sup>22</sup> are by up to 30% lower than those measured in the present work. The reason for this disagreement is most likely due to a systematic error in previous measurements, which is difficult to identify at present.

Khamaganov and Crowley<sup>23</sup> measured the rate coefficient of the Cl + Br<sub>2</sub> reaction,  $k_3 = (1.94 \pm 0.12) \times 10^{-10} \text{ cm}^3 \text{ molecule}^{-1} \text{ s}^{-1}$  at  $T = 298 \text{ K}$ , using laser-pulsed photolysis of Cl<sub>2</sub> in the presence of Br<sub>2</sub> with detection of the reaction product, Br atoms, using resonance fluorescence. A limited data set obtained by the authors at 228 K provided  $k_3 = (2.1 \pm 0.3) \times 10^{-10} \text{ cm}^3 \text{ molecule}^{-1} \text{ s}^{-1}$  at this temperature. Khamaganov and Crowley<sup>23</sup> combined their data with those of Nicovich and Wine<sup>21</sup> (corrected for absorption cross section) and recommended a value of  $k_3 = (1.81 \pm 0.10) \times 10^{-10} \text{ cm}^3 \text{ molecule}^{-1} \text{ s}^{-1}$ , independent of temperature from 200 to 400 K. This value is in excellent agreement with the mean of all the measurements of  $k_3$  carried out in the present study,  $k_3(\pm 1\sigma) = (1.8 \pm 0.1) \times 10^{-10} \text{ cm}^3 \text{ molecule}^{-1} \text{ s}^{-1}$  at  $T = 225\text{--}960 \text{ K}$  (dotted line in Figure 5), although we observe a slight decrease of the rate constant with increasing temperature. Least-squares fit to  $k_3$  data from the present work (solid line in Figure 5) provides the following Arrhenius expression:

$$k_3 = 1.64 \times 10^{-10} \exp(34/T) \text{ cm}^3 \text{ molecule}^{-1} \text{ s}^{-1} \text{ at } T = 225\text{--}960 \text{ K}.$$

The dashed lines in Figure 5 correspond to  $\pm 15\%$  deviation from this expression, showing that practically all temperature dependent data for  $k_3$  (except earlier measurements from this group)<sup>22</sup> fall into this range. Based on this, we would recommend the above expression for  $k_3$  for use in the temperature range 225–960 K with conservative 15% uncertainty. The observed small negative temperature dependence of  $k_3$  may be considered as an indication of a complex reaction mechanism that includes formation of an intermediate energized complex followed either by its dissociation back to reactants or to reaction products.


The results of room temperature measurements of  $k_1$ <sup>7-15</sup> (summarized, for instance, in ref. 18), employing various experimental techniques and both absolute and relative rate methods, are consistent with each other and fall in the range  $(4.57\text{--}6.14) \times 10^{-11} \text{ cm}^3 \text{ molecule}^{-1} \text{ s}^{-1}$  with an average value of  $k_1 (\pm 2\sigma) = (5.35 \pm 0.90) \times 10^{-11} \text{ cm}^3 \text{ molecule}^{-1} \text{ s}^{-1}$  at  $T = 298 \text{ K}$ . The available temperature dependent  $k_1$  data<sup>6,16-18</sup> are shown in Figure 6 along with the results of the present work. The first determination of the rate constant of reaction (1) was realized by Michael et al.<sup>6</sup> using the flash photolysis-resonance fluorescence technique. The reaction rate constant was found to be  $k_1 (\pm 1\sigma) = (6.33 \pm 0.70) \times 10^{-11} \text{ cm}^3 \text{ molecule}^{-1} \text{ s}^{-1}$  independent of temperature over the range 200–500 K. In contrast, Garzón et al.<sup>16</sup> in their laser photolysis-resonance fluorescence study of reaction (1) reported significant temperature dependence for  $k_1$  at  $T = 266\text{--}380 \text{ K}$ :  $k_1 = (3.55 \pm 0.22) \times 10^{-10} \exp(-559 \pm 40/T) \text{ cm}^3$

molecule<sup>-1</sup> s<sup>-1</sup>. Kaiser and Wallington<sup>17</sup> employed relative rate technique with C<sub>2</sub>H<sub>6</sub> as the reference compound and reported a weaker temperature dependence over the temperature range 291–475 K:  $k_1 = (8.6 \pm 1.3) \times 10^{-11} \exp(-167 \pm 60)/T$  cm<sup>3</sup> molecule<sup>-1</sup> s<sup>-1</sup>. Finally in a most recent study of Hui et al.,<sup>18</sup> the rate constant of reaction (1) was determined from the kinetics of HO<sub>2</sub> formation upon pulsed laser photolysis of Cl<sub>2</sub> in presence of CH<sub>3</sub>OH and O<sub>2</sub>:  $k_1 = (5.02 \pm 1.5) \times 10^{-11} \exp(20 \pm 88)/T$  cm<sup>3</sup> molecule<sup>-1</sup> s<sup>-1</sup> over the range T = 230–297 K. Within experimental uncertainty, the rate constant was temperature independent with the average value of  $k_1 = (5.45 \pm 0.37) \times 10^{-11}$  cm<sup>3</sup> molecule<sup>-1</sup> s<sup>-1</sup> over this temperature range.

As one can see in Figure 6, on the absolute basis the  $k_1$  data from the present work are in agreement within stated experimental uncertainties with all the previous temperature dependent measurements, except a few points from Garzón et al.<sup>16</sup> The present data obtained in a wide temperature range seem to definitely confirm the temperature independence of  $k_1$  reported in previous studies of Michael et al.<sup>6</sup> and Hui et al.<sup>18</sup> and question quite a strong temperature dependence of  $k_1$  measured by Garzón et al.<sup>16</sup> The observed independence of  $k_1$  of temperature is in line with empirical correlations between the R-H bond energy and corresponding temperature dependence of the H-atom abstraction by Cl<sup>6,7,18</sup> and with theoretical calculations of  $k_1$  in the range T = 300–1000 K shown in Figure 6 by dotted line.<sup>35</sup> Solid line in Figure 6 corresponds to the mean value of  $k_1$  from the present measurements at all temperatures which is recommended from this study with conservative 15% uncertainty (dashed lines):

$$k_1 = (5.1 \pm 0.8) \times 10^{-11} \text{ cm}^3 \text{ molecule}^{-1} \text{ s}^{-1} \text{ over the temperature range } 225 - 950 \text{ K.}$$

There is an experimental<sup>7,36</sup> and theoretical<sup>35</sup> evidence that reaction of Cl-atom with methanol proceeds predominantly through hydrogen atom abstraction from the methyl group (reaction 1a):



Dóbé et al.<sup>36</sup> have reported the yield of CH<sub>3</sub>O radical in reaction (1) of 0.01±0.01 and 0.04±0.02 at T = 298 and 482 K, respectively. Theoretical calculations predict nearly 1% for the branching ratio of the CH<sub>3</sub>O forming channel (1b) at T = 1000 K.<sup>35</sup> In the present work, we have tried to estimate the branching ratio for channel (1b) at two temperatures, T = 300 and 900 K. The experiment consisted in successive titration of the same initial concentration of Cl atoms with CH<sub>3</sub>OH and CD<sub>3</sub>OH with detection of HCl formed. In the case of Cl titration

with CH<sub>3</sub>OH, the concentration of HCl formed corresponds to the initial concentration of Cl atoms: [HCl]<sub>CH<sub>3</sub>OH</sub> = [Cl]<sub>0</sub>. HCl, if formed upon titration of Cl with CD<sub>3</sub>OH, should come from the H-atom abstraction from OH group, and the branching ratio for channel (1b) could be determined as the ratio [HCl]<sub>CD<sub>3</sub>OH</sub>/[HCl]<sub>CH<sub>3</sub>OH</sub>, in a relative way without measurements of the absolute concentrations. Unfortunately, the designed experiments were unsuccessful. At both temperatures (300 and 900K), the HCl signal monitored in Cl+CD<sub>3</sub>OH system was found to be relatively high and to increase with reaction time, most likely, due to isotopic exchange reactions in the gas phase and on the wall of the reactor. Additional experimental work including a thorough analysis of this phenomenon is necessary in order to measure the branching ratio of the CH<sub>3</sub>O forming channel of reaction (1) which is expected to be very small.

#### 4 CONCLUSION

In this work, we investigated the kinetics of the reaction of Cl atoms with methanol using a discharge flow reactor combined with an electron impact ionization mass spectrometer. The total rate constant of the reaction,  $k_1 = (5.1 \pm 0.8) \times 10^{-11} \text{ cm}^3 \text{ molecule}^{-1} \text{ s}^{-1}$ , was determined using both absolute and relative rate method for temperatures in the range 225 -950 K. Temperature dependence of  $k_1$ , measured over a wide temperature range, seems to harmonize existing experimental data for  $k_1$  and confirms independence of the rate constant of temperature up to 1000 K in agreement with theoretical predictions. The temperature dependence of the rate constant of the Cl + Br<sub>2</sub> reaction, measured as a part of this study,  $k_3 = 1.64 \times 10^{-10} \exp(34/T) \text{ cm}^3 \text{ molecule}^{-1} \text{ s}^{-1}$  at T = 225 -960 K, and found to be in good agreement with most of the previous low temperature data, was extended to higher temperatures (T = 960K).

#### ACKNOWLEDGMENTS

This research did not receive any specific grant from funding agencies in the public, commercial, or not-for-profit sectors.

#### SUPPORTING INFORMATION

Additional supporting information may be found online in the Supporting Information section at the end of the article.

## REFERENCES

1. Calvert J, Mellouki A, Orlando J, Pilling M, Wallington T. *Mechanisms of atmospheric oxidation of the oxygenates*. New York: Oxford University Press; 2011.
2. Jacob DJ, Field BD, Li Q, et al. Global budget of methanol: Constraints from atmospheric observations. *J. Geophys. Res.: Atmos.* 2005;110:D08303.
3. Spicer CW, Chapman EG, Finlayson-Pitts BJ, et al. Unexpectedly high concentrations of molecular chlorine in coastal air. *Nature*. 1998;394:353-356.
4. Ravishankara AR. Are chlorine atoms significant tropospheric free radicals? *Proc. Natl. Acad. Sci. U. S. A.* 2009;106:13639-13640.
5. Raff JD, Njagic B, Chang WL, et al. Chlorine activation indoors and outdoors via surface-mediated reactions of nitrogen oxides with hydrogen chloride. *Proc. Natl. Acad. Sci. U. S. A.* 2009;106:13647-13654.
6. Michael JV, Nava DF, Payne WA, Stief LJ. Rate constants for the reaction of atomic chlorine with methanol and dimethyl ether from 200 to 500 K. *J. Chem. Phys.* 1979;70:3652-3656.
7. Payne WA, Brunning J, Mitchell MB, Stief LJ. Kinetics of the reactions of atomic chlorine with methanol and the hydroxymethyl radical with molecular oxygen at 298 K. *Int. J. Chem. Kinet.* 1988;20:63-74.
8. Wallington TJ, Skewes LM, Siegl WO, Wu C-H, Japar SM. Gas phase reaction of Cl atoms with a series of oxygenated organic species at 295 K. *Int. J. Chem. Kinet.* 1988;20:867-875.
9. Lightfoot PD, Veyret B, Lesclaux R. Flash photolysis study of the methylperoxy + hydroperoxy reaction between 248 and 573 K. *J. Phys. Chem.* 1990;94:708-714.
10. Nelson L, Rattigan O, Neavyn R, Sidebottom H, Treacy J, Nielsen OJ. Absolute and relative rate constants for the reactions of hydroxyl radicals and chlorine atoms with a series of aliphatic alcohols and ethers at 298 K. *Int. J. Chem. Kinet.* 1990;22:1111-1126.
11. Dóbé S, Otting M, Temps F, Wagner HG, Ziemer H. Fast flow kinetic studies of the reaction  $\text{CH}_2\text{OH} + \text{HCl} \rightleftharpoons \text{CH}_3\text{OH} + \text{Cl}$ . The heat of formation of hydroxymethyl. *Ber. Bunsenges. Phys. Chem.* 1993;97:877-883.
12. Tyndall GS, Orlando JJ, Kegley-Owen CS, Wallington TJ, Hurley MD. Rate coefficients for the reactions of chlorine atoms with methanol and acetaldehyde. *Int. J. Chem. Kinet.* 1999;31:776-784.
13. Smith JD, DeSain JD, Taatjes CA. Infrared laser absorption measurements of  $\text{HCl}(v=1)$  production in reactions of Cl atoms with isobutane, methanol, acetaldehyde, and toluene at 295 K. *Chem. Phys. Lett.* 2002;366:417-425.
14. Seakins PW, Orlando JJ, Tyndall GS. Rate coefficients and production of vibrationally excited HCl from the reactions of chlorine atoms with methanol, ethanol, acetaldehyde and formaldehyde. *Phys. Chem. Chem. Phys.* 2004;6:2224-2229.
15. Taketani F, Takahashi K, Matsumi Y, Wallington TJ. Kinetics of the reactions of  $\text{Cl}^*(^2\text{P}_{1/2})$  and  $\text{Cl}^*(^2\text{P}_{3/2})$  atoms with  $\text{CH}_3\text{OH}$ ,  $\text{C}_2\text{H}_5\text{OH}$ ,  $n\text{-C}_3\text{H}_7\text{OH}$ , and  $i\text{-C}_3\text{H}_7\text{OH}$  at 295 K. *J. Phys. Chem. A.* 2005;109:3935-3940.
16. Garzón A, Cuevas CA, Ceacero AA, Notario A, Albaladejo J, Fernández-Gómez M. Atmospheric reactions  $\text{Cl} + \text{CH}_3-(\text{CH}_2)_n-\text{OH}$  ( $n=0-4$ ): A kinetic and theoretical study. *J. Chem. Phys.* 2006;125:104305.
17. Kaiser EW, Wallington TJ. Rate constant of the reaction of chlorine atoms with methanol over the temperature range 291–475 K. *Int. J. Chem. Kinet.* 2010;42:113-116.
18. Hui AO, Okumura M, Sander SP. Temperature dependence of the reaction of chlorine atoms with  $\text{CH}_3\text{OH}$  and  $\text{CH}_3\text{CHO}$ . *J. Phys. Chem. A.* 2019;123:4964-4972.

19. Clyne MAA, Cruse HW. Atomic resonance fluorescence spectrometry for the rate constants of rapid bimolecular reactions. Part 2.—Reactions Cl + BrCl, Cl + Br<sub>2</sub>, Cl + ICl, Br + IBr, Br + ICl. *J. Chem. Soc., Faraday Trans. 2.* 1972;68:1377-1387.
20. Bemand PP, Clyne MAA. Atomic resonance fluorescence spectrometry for rate constants of rapid bimolecular reactions. Part 4.—Chlorine atom fluorescence 4s<sup>2</sup>4p–3p<sup>5</sup>2p. *J. Chem. Soc., Faraday Trans. 2.* 1975;71:1132-1144.
21. Nicovich JM, Wine PH. Kinetics of the reactions of O(<sup>3</sup>P) and Cl(<sup>2</sup>P) with HBr and Br<sub>2</sub>. *Int. J. Chem. Kinet.* 1990;22:379-397.
22. Bedjanian Y, Laverdet G, Le Bras G. Low-pressure study of the reaction of Cl atoms with isoprene. *J. Phys. Chem. A.* 1998;102:953-959.
23. Khamaganov V, Crowley JN. Rate coefficients for the reactions CH<sub>3</sub> + Br<sub>2</sub> (224–358 K), CH<sub>3</sub>CO + Br<sub>2</sub> (228 and 298 K), and Cl + Br<sub>2</sub> (228 and 298 K). *Int. J. Chem. Kinet.* 2010;42:575-585.
24. Riffault V, Bedjanian Y, Le Bras G. Kinetics and mechanism of the reaction of Cl atoms with HO<sub>2</sub> radicals. *Int. J. Chem. Kinet.* 2001;33:317-327.
25. Riffault V, Bedjanian Y, Le Bras G. Kinetic and mechanistic study of the X and XO (X = Cl, Br) reactions with dimethyl sulfoxide. *Phys. Chem. Chem. Phys.* 2003;5:2828-2835.
26. Morin J, Romanias MN, Bedjanian Y. Experimental study of the reactions of OH radicals with propane, n-pentane, and n-heptane over a wide temperature range. *Int. J. Chem. Kinet.* 2015;47:629-637.
27. Bedjanian Y, LeBras G, Poulet G. Rate constants for the reactions I+OClO, I+ClO, Cl+I<sub>2</sub>, and Cl+IO and heat of formation of IO radicals. *J. Phys. Chem.* 1996;100:15130-15136.
28. Kaufman F. Kinetics of elementary radical reactions in the gas phase. *J. Phys. Chem.* 1984;88:4909-4917.
29. Tang MJ, Cox RA, Kalberer M. Compilation and evaluation of gas phase diffusion coefficients of reactive trace gases in the atmosphere: volume 1. Inorganic compounds. *Atmos. Chem. Phys.* 2014;14:9233-9247.
30. Lu K-W, Matsui H, Huang C-L, Raghunath P, Wang N-S, Lin MC. Shock tube study on the thermal decomposition of CH<sub>3</sub>OH. *J. Phys. Chem. A.* 2010;114:5493-5502.
31. Burkholder JB, Sander SP, Abbatt J, et al. Chemical kinetics and photochemical data for use in atmospheric studies, evaluation No. 18, JPL publication 15-10, Jet Propulsion Laboratory. 2015; <http://jpldataeval.jpl.nasa.gov>. Accessed January 2020.
32. Grotheer H-H, Riekert G, Meier U, Just T. Kinetics of the reactions of CH<sub>2</sub>OH radicals with O<sub>2</sub> and HO<sub>2</sub>. *Ber. Bunsenges. Phys. Chem.* 1985;89:187-191.
33. Pagsberg P, Munk J, Sillesen A, Anastasi C. UV spectrum and kinetics of hydroxymethyl radicals. *Chem. Phys. Lett.* 1988;146:375-381.
34. Dóbe S, Bérces T, Turányi T, et al. Direct kinetic studies of the reactions Br + CH<sub>3</sub>OH and CH<sub>2</sub>OH + HBr: The heat of formation of CH<sub>2</sub>OH. *J. Phys. Chem.* 1996;100:19864-19873.
35. Jodkowski JT, Rayez M-T, Rayez J-C, Bérces T, Dóbe S. Theoretical study of the kinetics of the hydrogen abstraction from methanol. 2. Reaction of methanol with chlorine and bromine atoms. *J. Phys. Chem. A.* 1998;102:9230-9243.
36. Dóbe S, Bérces T, Temps F, Wagner HG, Ziemer H. Formation of methoxy and hydroxymethyl free radicals in selected elementary reactions. *Symposium (International) on Combustion.* 1994;25:775-781.

## TABLES LEGENDS

**TABLE 1** Reaction Cl + CH<sub>3</sub>OH: summary of the absolute measurements of the rate constant

**TABLE 2** Reaction Cl + CH<sub>3</sub>OH: summary of the relative measurements of the rate constant

**TABLE 3** Reaction Cl + Br<sub>2</sub>: summary of the measurements of the rate constant



## TABLES

**TABLE 1** Reaction Cl + CH<sub>3</sub>OH: summary of the absolute measurements of the rate constant

<i>T</i> (K)	Number of kinetic runs	[CH <sub>3</sub> OH] (10 <sup>12</sup> molecule cm <sup>-3</sup> )	<i>k</i> <sub>1</sub> <sup><i>a</i></sup> (10 <sup>-11</sup> cm <sup>3</sup> molecule <sup>-1</sup> s <sup>-1</sup> )
225 <sup><i>b</i></sup>	11	0.41-10.8	5.17
245 <sup><i>b</i></sup>	7	0.78-12.6	4.96
266 <sup><i>b</i></sup>	9	0.59-16.0	5.14
298 <sup><i>b</i></sup>	10	1.16-17.3	5.11
320 <sup><i>b</i></sup>	10	1.79-17.6	5.06
360 <sup><i>c,d</i></sup>	7	1.82-13.0	5.10
440 <sup><i>c</i></sup>	12	0.76-12.2	5.20
495 <sup><i>b</i></sup>	9	0.42-15.5	4.92
500 <sup><i>b</i></sup>	11	0.55-15.2	5.01
560 <sup><i>c</i></sup>	13	0.81-11.8	5.16
650 <sup><i>b</i></sup>	13	0.83-15.4	5.16
770 <sup><i>c,d</i></sup>	9	1.00-13.0	5.02
950 <sup><i>b</i></sup>	12	0.90-12.7	5.14

<sup>*a*</sup> Statistical uncertainty on *k*<sub>1</sub> is ≤ 5%, total estimated uncertainty is nearly 15%;

<sup>*b*</sup> Cl atoms monitored at *m/z* = 116 (BrCl<sup>+</sup>) (see text);

<sup>*c*</sup> Cl atoms monitored at *m/z* = 162 (ICl<sup>+</sup>) (see text);

<sup>*d*</sup> In presence of O<sub>2</sub> in the reactor (see text).

**TABLE 2** Reaction Cl + CH<sub>3</sub>OH: summary of the relative measurements of the rate constant

<i>T</i> (K)	No./exp. <sup><i>a</i></sup>	[CH <sub>3</sub> OH] <sup><i>b</i></sup>	[Br <sub>2</sub> ] <sup><i>b</i></sup>	<i>k</i> <sub>1</sub> / <i>k</i> <sub>3</sub> <sup><i>c</i></sup>	<i>k</i> <sub>1</sub> <sup><i>d</i></sup>
227	9	0.67-8.68	1.34	0.264	5.03
243	12	0.56-9.67	1.10	0.278	5.24
295	11	0.65-13.6	1.22	0.273	5.02
335	10	0.45-10.5	1.36	0.279	5.06
355	13	0.38-8.91	1.09	0.285	5.14
385	9	0.38-11.2	1.44	0.292	5.23
456	11	0.40-6.77	0.62	0.282	4.98
600	13	0.23-5.96	1.09	0.305	5.29

<sup>*a*</sup> Number of data points;

<sup>*b*</sup> Units of 10<sup>13</sup> molecule cm<sup>-3</sup>;

<sup>*c*</sup> Statistical uncertainty on *k*<sub>1</sub>/*k*<sub>3</sub> is ≤ 4%, total estimated uncertainty is nearly 15%;

<sup>*d*</sup> Units of 10<sup>-11</sup> cm<sup>3</sup> molecule<sup>-1</sup> s<sup>-1</sup>, estimated uncertainty on *k*<sub>1</sub> is nearly 20% and includes that on reference reaction.

**TABLE 3** Reaction Cl + Br<sub>2</sub>: summary of the measurements of the rate constant

<i>T</i> (K)	Number of kinetic runs	[Br <sub>2</sub> ] (10 <sup>12</sup> molecule cm <sup>-3</sup> )	<i>k</i> <sub>3</sub> <sup><i>a</i></sup> (10 <sup>-10</sup> cm <sup>3</sup> molecule <sup>-1</sup> s <sup>-1</sup> )
225 <sup><i>b</i></sup>	10	0.71-3.84	1,97
237 <sup><i>b</i></sup>	9	0.35-3.53	1,94
257 <sup><i>b</i></sup>	10	0.59-4.43	1,80
280 <sup><i>b</i></sup>	9	0.69-4.41	1,74
298 <sup><i>b</i></sup>	9	0.33-5.02	1,85
320 <sup><i>b</i></sup>	9	0.48-4.40	1,87
340 <sup><i>b</i></sup>	9	0.54-4.44	1,85
370 <sup><i>c</i></sup>	7	0.46-3.78	1,71
400 <sup><i>b</i></sup>	7	0.28-3.57	1,87
440 <sup><i>b</i></sup>	6	0.29-3.31	1,75
500 <sup><i>b</i></sup>	11	0.40-3.62	1,75
567 <sup><i>c</i></sup>	11	0.21-3.66	1,74
650 <sup><i>b</i></sup>	7	0.20-2.14	1,70
785 <sup><i>b</i></sup>	8	0.26-2.17	1,75
960 <sup><i>c</i></sup>	13	0.21-3.57	1,70

<sup>*a*</sup> Statistical uncertainty on *k*<sub>3</sub> is ≤ 5%, total estimated uncertainty is nearly 15%.

<sup>*b*</sup> Cl atoms monitored at *m/z* = 35 (Cl<sup>+</sup>) (see text);

<sup>*c*</sup> Cl atoms monitored at *m/z* = 164 (ICl<sup>+</sup>) (see text).

## FIGURE LEGENDS

**FIGURE 1** Reaction  $\text{Cl} + \text{CH}_3\text{OH}$ : examples of Cl decay profiles in presence of different amounts of methanol at  $T = 560 \text{ K}$ .

**FIGURE 2** Reaction  $\text{Cl} + \text{CH}_3\text{OH}$ : plot of pseudo-first-order rate constant ( $k_1'$ ) versus concentration of  $\text{CH}_3\text{OH}$  at different temperatures. Error bars represent typical uncertainties ( $\leq 5\%$ ) on the determination of  $k_1'$ . For clarity, the data for  $T = 560$  and  $950 \text{ K}$  are Y-shifted by  $100$  and  $200 \text{ s}^{-1}$ , respectively.

**FIGURE 3** Yield of BrCl from Cl-atom titration with  $\text{Br}_2 + \text{CH}_3\text{OH}$  mixtures at different temperatures. Partially shown error bars represent typical uncertainties of the measurements ( $\leq 10\%$ ). For clarity, the data for  $T = 385$  and  $600 \text{ K}$  are Y-shifted by  $0.5$  and  $1.0$ , respectively.

**FIGURE 4** Reaction  $\text{Cl} + \text{Br}_2$ : plot of pseudo-first-order rate constant ( $k_3'$ ) versus concentration of  $\text{Br}_2$  at different temperatures. Partially shown error bars represent typical uncertainties ( $\leq 5\%$ ) on the determination of  $k_3'$ .

**FIGURE 5** Reaction  $\text{Cl} + \text{Br}_2$ : summary of the measurements of the temperature dependence of the reaction rate constant. Partially shown for the present data error bars correspond to estimated  $15\%$  uncertainty on the measurements of  $k_3$ . Solid line: Arrhenius fit to the present data; dashed lines: present fit  $\pm 15\%$ .

**FIGURE 6** Reaction  $\text{Cl} + \text{CH}_3\text{OH}$ : summary of the temperature dependent measurements of the reaction rate constant. AM: absolute measurement, RM: relative rate method. The error bars partially shown for the present data correspond to estimated  $15$  and  $20\%$  uncertainty on the measurements of  $k_1$  in the present work by absolute and relative rate method, respectively; uncertainties on previous measurements are given as reported in respective studies.