



HAL
open science

Development of copper-catalyzed enantioselective decarboxylative aldolization for the preparation of perfluorinated 1,3,5-triols featuring supramolecular recognition properties

Céline Sperandio, Jean Rodriguez, Adrien Quintard

► **To cite this version:**

Céline Sperandio, Jean Rodriguez, Adrien Quintard. Development of copper-catalyzed enantioselective decarboxylative aldolization for the preparation of perfluorinated 1,3,5-triols featuring supramolecular recognition properties. *Chemical Science*, 2020, 11 (6), pp.1629-1635. 10.1039/c9sc05196a . hal-02502365

HAL Id: hal-02502365

<https://hal.science/hal-02502365>

Submitted on 9 Mar 2020

HAL is a multi-disciplinary open access archive for the deposit and dissemination of scientific research documents, whether they are published or not. The documents may come from teaching and research institutions in France or abroad, or from public or private research centers.

L'archive ouverte pluridisciplinaire **HAL**, est destinée au dépôt et à la diffusion de documents scientifiques de niveau recherche, publiés ou non, émanant des établissements d'enseignement et de recherche français ou étrangers, des laboratoires publics ou privés.



Distributed under a Creative Commons Attribution - NonCommercial 4.0 International License

Development of copper-catalyzed enantioselective decarboxylative aldolization for the preparation of perfluorinated 1,3,5-triols featuring supramolecular recognition properties†

Céline Sperandio, Jean Rodriguez and Adrien Quintard *

Fluorine is able to confer unique properties to organic molecules but the scarcity of natural organofluorine sources renders the development of new synthetic methods highly desirable. Using a chiral BOX/Cu combination, enantioselective decarboxylative aldolization of perfluorinated aldehydes has been developed. Most notably, the reaction occurring under mild conditions and with high enantiocontrol can create ketodiols in one single synthetic operation, which are precursors of crucial perfluorinated 1,3,5-triols. In addition, the reaction performed with chloral, validates the proposed transition state model based on steric interactions and provides the first enantioselective synthesis of hexachlorinated ketodiol of great synthetic utility. The ability of perfluorinated 1,3,5-triols to form a central hydrogen-bonding framework allows strong coordination of anions and the chirality obtained through the catalyst-controlled synthetic sequence demonstrates the selective chiral anion recognition ability of polyols.

DOI: 10.1039/c9sc05196a

Introduction

Organic molecules efficient in selective supramolecular recognition are central to numerous drugs, nano-devices, catalysts and materials.¹ As a result, chemist's ability to design and prepare host molecules with improved binding affinities and selectivities is crucial. However, the preparation of original molecular objects has for long remained limited by the availability of starting materials or current existing synthetic methods. This is especially true regarding fluorine containing molecules, notably the ones possessing strong electron-withdrawing perfluorinated chains ((CF₂)_n-CF₃), able to confer unique properties to numerous drugs, materials and catalysts.² While fluorine insertion can impressively improve these supramolecular interactions, the preparation of these molecules depends exclusively on the synthetic chemist's ability to accommodate this particular atom through a reliable synthetic route, rendering the discovery of original synthetic methods of great value.³

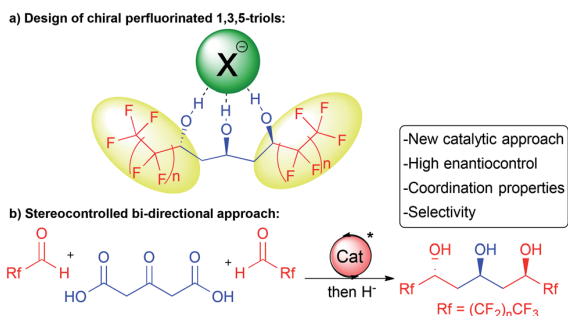
Given the progress made in the last few decades towards more efficient synthesis thanks to catalysis,⁴ it should now be possible to conceive on a routine basis the *de novo* design and

synthesis of improved molecular objects through the parallel on demand development of original catalytic methods.

Among potential motifs for host molecule design, acyclic alcohols are particular due to the relatively weak interactions provided by a single alcohol hydrogen bond. This is why despite their ubiquity in numerous highly bioactive natural products and drugs, synthetic flexible acyclic polyols have only been identified recently for their coordination and catalytic properties.⁵ It was shown notably by the group of Kass that multiplication of alcohol functionalities^{5e-g} or insertion of adjacent CF₃ groups⁶ could increase the H-bonding strength of the core alcohol H-bonding frameworks. This role of the CF₃ substituents in alcohol properties is further highlighted by the unique reactivity promoted by the use of hexafluoroisopropanol (HFIP) as the solvent.⁷ However, the enantioselective elaboration of perfluorinated alcohols still constitutes a major synthetic challenge. This considerably limits the construction of new scaffolds featuring enhanced supramolecular chiral recognition properties. As a result, designing new types of chiral perfluorinated alcohols and discovering new approaches for their enantioselective preparation is highly desirable.

In this context, we hypothesized that combining a central chiral 1,3,5-triol motif with adjacent electron-withdrawing perfluorinated chains would provide innovative molecules for application in selective supramolecular recognition by anion binding (Scheme 1a). These molecules would bridge the gap between known achiral or racemic flexible acyclic alcohols^{5,6} and more classical chiral receptors⁸ with strong implications in anion coordination or catalysis.

Aix Marseille Univ, CNRS, Centrale Marseille, iSm2, Marseille, France. E-mail: adrien.quintard@univ-amu.fr; Web: <http://ism2.univ-amu.fr/fr/annuaire/stereo/quintardadrien>



Scheme 1 Proposed enantioselective approach towards perfluorinated 1,3,5-triols and their supramolecular coordination properties.

In addition, in order to readily prepare these chiral complex molecules, we desired to perform parallel development of an original and modular enantioselective catalyst-controlled method also amenable to target other scaffolds of interest (Scheme 1b).

Herein, we report our success at fulfilling this double goal of constructing rapidly and with excellent stereocontrol the desired perfluorinated 1,3,5-triols with enhanced supramolecular properties starting from bio-sourced 1,3-acetonedicarboxylic acid through stereocontrolled bi-directional decarboxylative aldolization (Scheme 1b).

Results and discussion

Development of catalytic enantioselective perfluorinated 1,3,5-triol synthesis

Among the limited number of methods able to create enantioenriched perfluorinated secondary alcohols,^{9,10} the aldol reaction seems the most promising given its ability to potentially rapidly assemble elaborated fragments while controlling the hydroxy functionalized stereocenters.¹¹ However, the reported aldolization reactions are unfortunately limited to the generation of simple trifluoromethylated ketols.¹² In addition, the most efficient ones are incompatible with perfluorinated aldehyde hydrates thus requiring the application of more elaborated hemiacetals, while suffering from excessive reaction times (4 to 7 days). These slow kinetics constitute a severe limitation for their desired implementation to the proposed more challenging cascade preparation of 1,3,5-triol cores.^{12d,f,13}

To successfully create rapidly perfluorinated 1,3,5-triols, we proposed to take advantage of the high reactivity of 1,3-acetonedicarboxylic acid (**2**) towards multiple additions.¹⁴ Previous aldolizations using this precursor are based on substrate-controlled diastereoselective approaches¹⁵ and we set out to identify a suitable catalytic activation mode for the more challenging enantioselective addition to perfluorinated aldehyde hydrate **1a** (Table 1).¹⁶

Given the behavior of a broad range of organocatalysts in various decarboxylative processes,^{14b-d} we first checked the efficiency of such catalyst structures in our transformation. While it was previously shown that bi-directional aldolization

was poorly efficient using organocatalytic activation modes on aliphatic aldehydes,^{15b} the increased electrophilic character of perfluorinated aldehydes facilitated the formation of the ketodiol **4a** albeit with poor stereocontrol (entries 1–3). Among all catalysts tested, 10 mol% quinine provided the best 17% *ee* with a total lack of diastereocontrol (1 : 1 *dr*) (entry 2). This absence of diastereocontrol indicates that the first generated stereocenter does not control the formation of the second.

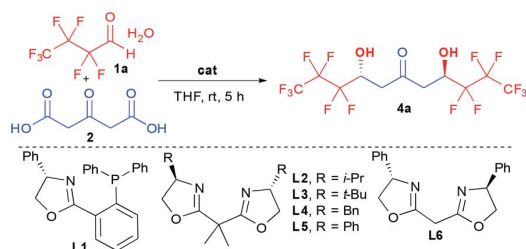
The apparent lack of selectivity of most organocatalysts leads us turn our attention to the alternative use of Lewis acids such as chiral copper complexes, initially introduced in decarboxylative aldolizations by the group of Shair.¹⁷ Disappointingly, the phosphine containing ligand **L1** or different bis-oxazoline (BOX) ligands containing isopropyl, *tert*-butyl or benzyl substituents (**L1–4**) were totally unable to control the stereoselectivity of the aldolization forming **4a** as a racemate and a 1 : 1 *anti-meso* mixture (entry 4). In sharp contrast, phenyl substitution in **L5** dramatically changed the transition state of the aldolization providing **4a** in 4 : 1 *dr* and 88% *ee* (entry 5). Of interest, the stereopurity of the ketodiol could be easily improved by purification through simple recrystallization (32 : 1 *dr* and 97% *ee*). Finally, increasing the flexibility by removing the *gem*-dimethyl linker in **L6** slightly decreased the selectivity, providing **4a** in 62% *ee* of the opposite enantiomer (entry 6).

This unique enantiocontrol using the simple phenyl substituted BOX ligand **L5** is in contrast to previous studies on aldolization^{17c,d,18} and suggests interactions between the aromatics and the perfluorinated chains during the enantio-determining step.

In order to further understand this mechanism, several control experiments were also performed. Using Cu(OTf)₂ alone, **4a** was formed in 1 : 1 *dr*, indicating that the creation of the second stereocenter does not arise from substrate control but from control by the chiral ligand (entry 7). Using **L5** alone as reported by Ma,^{12f} **4a** could be formed after prolonged reaction time albeit without any diastereo- or enantiocontrol, confirming the role of the copper complex (entry 8).

Adding 4 Å molecular sieves to the reaction did not change the enantioselectivity (86% *ee*) while considerably decreasing the yield (33%, Table 1, entry 9). This suggests that the water present does not interfere in the transition state but might considerably help catalyst turn-over possibly through copper complex protonation.

In sharp contrast to the aldolization of aliphatic aldehydes reported by Shair, where excess BOX was responsible for the deprotonation of the pro-nucleophile,^{17c,d} the use of a large excess of the ligand is not necessary to obtain a good efficiency during this transformation (entries 10–11). This is in agreement with the reported reactivity of ketodiacid **2**, not requiring any base for its activation by simple Lewis acids.¹⁵ In addition, in our process, good levels of enantiocontrol are obtained regardless of the Cu/L* ratio indicating that the kinetics of aldolization by the generated chiral copper complex is much faster than that of the basic BOX ligand or Cu(OTf)₂ alone (entries 10–11).¹⁹

Table 1 Identification of a suitable catalytic system for the bi-directional aldolization on perfluorinated aldehyde **1a**


Entry	Catalyst	Yield ^a	<i>dr</i> ^b	<i>ee</i> ^c
1	(<i>S,S</i>)-TUC (10 mol%)	38%	1 : 1	2%
2	Quinine (10 mol%)	nd ^d	1 : 1	17%
3	(DHQD) ₂ PHAL (10 mol%)	nd ^d	1 : 1	10%
4	Cu(OTf) ₂ (10 mol%)/L1-4 (13 mol%)	34–64%	1 : 1	0%
5	Cu(OTf)₂ (10 mol%)/L5 (13 mol%)	74% (54%)^f	4 : 1 (32 : 1)^f	88 (97%)^c
6	Cu(OTf) ₂ (10 mol%)/L6 (13 mol%)	55%	4 : 1	–62% ^f
7	Cu(OTf) ₂ (10 mol%)	73%	1 : 1	—
8 ^g	L5 (10 mol%)	58%	1 : 1	0%
9	Cu(OTf) ₂ (10 mol%)/L5 (13 mol%) + 4 Å MS	33%	4 : 1	86%
10	Cu(OTf) ₂ (10 mol%)/L5 (22 mol%)	59%	4 : 1	88%
11	Cu(OTf) ₂ (13 mol%)/L5 (10 mol%)	56%	4 : 1	82%

^a Isolated yield. ^b Determined by ¹⁹F NMR and gas chromatography. ^c Determined by chiral gas chromatography. ^d Full conversion, yield not determined. ^e yield, *dr* and *ee* within parenthesis are given after purification by recrystallization. ^f Opposite enantiomer obtained. ^g Reaction run over 12 hours. The same result is observed using toluene as the solvent.

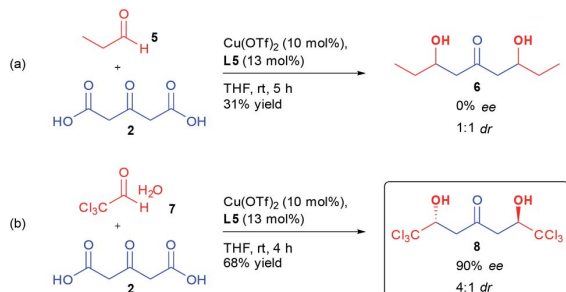
More surprisingly, determination of the absolute configuration of the ketodiol (*vide infra*), indicated that the same Cu/L5 combination was inducing an opposite sense of enantioinduction compared to previously disclosed results by Shair on the aldolization using aliphatic aldehydes.^{17e,d} A control experiment performing the reaction on aliphatic aldehyde **5** indicated that the aldol product **6** was formed without any stereocontrol using the same conditions as for perfluorinated aldehyde **1a** (Scheme 2(a)).

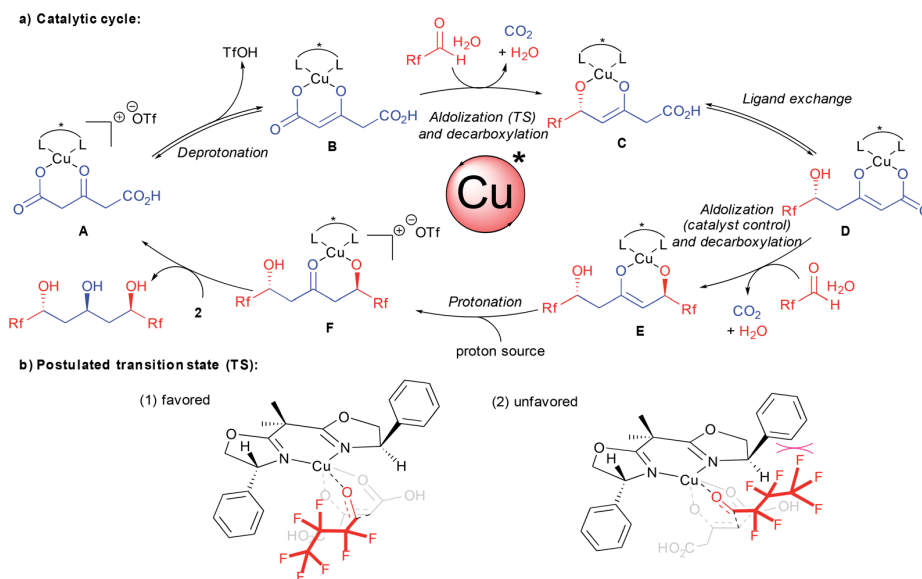
In order to better understand the interactions ongoing in our bi-directional aldolization, we subjected chloral hydrate **7** to the same conditions. Through the use of a Cu(OTf)₂/L5 combination, ketodiol **8** was formed in 68% yield, 4 : 1 *dr* and 90% *ee* (Scheme 2(b)). Of importance, this hexachlorinated ketodiol **8** has the structure of a natural product that might explain the

observed toxicity of *oxytropis* common feed plants.²⁰ The corresponding racemic molecule has already been prepared and further derivatized through desymmetrization, highlighting the synthetic potential of this enantioselective preparation of **8**.²¹

Altogether, these results suggest that the present process is mechanistically distinct from previous Cu/BOX-catalyzed decarboxylative aldolizations with non-fluorinated aliphatic aldehydes, pointing out a crucial role of the aromatic substituent of the ligand.

A catalytic cycle for the bi-directional aldolization taking into account all these observations is depicted in Scheme 3. From the carboxylic acid coordinated chiral complex **A**, deprotonation provides the reactive enolate **B**. As demonstrated previously, the aldolization event creating the new stereocenter precedes the decarboxylation.^{15c,17d} With this experimental evidence, a potential preferred transition state accounting for the unique stereocontrol is presented in Scheme 3b(1). The crucial interaction governing the enantiodiscrimination might arise from F– π aromatic repulsion disfavoring transition state (2). This is further confirmed by the excellent result obtained using chloral **7** and eliminates a discrimination through less conventional F– π aromatic attractive interactions.²² In addition to additional interactions, the better results obtained with halogenated aldehydes *vs.* aliphatic ones might also originate from their higher electrophilicity. This might favor a faster nucleophilic addition prior to competing ligand exchange between the ketodiacid and the chiral ligand.^{15b} From the resulting enolate **C**, ligand exchange followed by the second catalyst controlled aldolization–decarboxylation provides the new enolate **E**. The


Scheme 2 Bi-directional aldolization with other aldehydes.



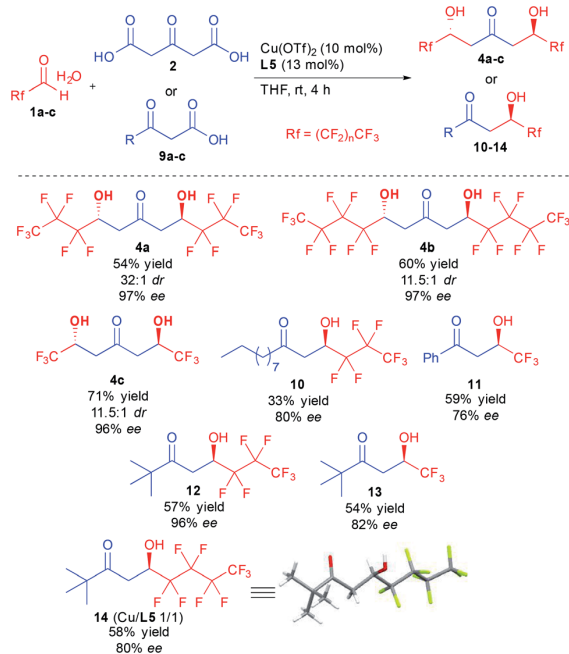
Scheme 3 Proposed catalytic cycle and postulated transition state.

control of the second aldolization event by the chiral ligand is responsible for an overall increase in the enantiomeric excess on the product at the expense of diastereoselectivity through an amplification of chirality.²³ At this stage, enolate protonation potentially assisted by the water coming from the aldehyde hydrate source provides ketoalcoholate F. Final ligand exchange with a new molecule of ketodiacid **2** liberates the enantioenriched product and regenerates the active catalytic species **A**.

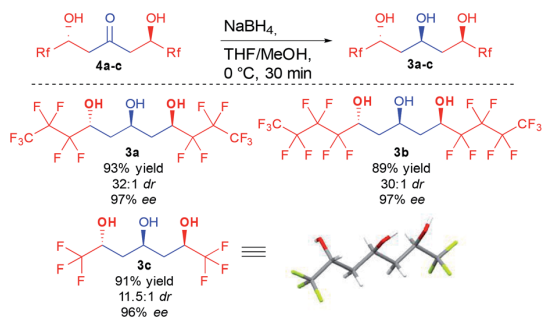
With the optimized conditions in hand, different ketodiols **4a–c** possessing perfluorinated chains of different lengths were prepared through the bi-directional cascade (Scheme 4). Reaction conditions tolerated the insertion of perfluorinated chains of C₁ (**4c**), C₃ (**4a**) or C₄ (**4b**) length. In addition, in all cases the ketodiols were generated in good yields (54–71% yield) and good to excellent diastereo- and enantiocontrols (11.5 : 1 to 32 : 1 *dr* and 96–97% *ee*). Of particular interest, the developed conditions are amenable to scale up (25 mmol of starting **1**) without tedious column chromatography requirement while tolerating the presence of water arising from the use of the commercial hydrate forms of the perfluorinated aldehydes.

In addition to the bi-directional reaction, we also tested the present conditions with different 1,3-ketoacids **9**. Insertion of linear alkyl chain (**10**), aromatic (**11**) or *tert*-butyl groups (**12–14**) provided the 1,3-ketols in 76 to 96% *ee*. It must be pointed out that using the chiral copper complex, much higher reaction TOF is observed as compared to previous studies.^{12d,f} Indeed, full conversion is obtained after only a few hours vs. 4–7 days for previous studies, a strong improvement leaving room for optimization of the conditions to better adjust the results to the different ketoacid structures. Finally, single crystal X-ray diffraction of **14** confirmed the absolute configuration of the obtained products.²⁴

With a convenient method to directly access the desired enantioenriched ketodiols, simple sodium borohydride reduction provided the three different perfluorinated 1,3,5-triols **3a–c** with different lateral chain lengths (Scheme 5). Of interest, all three triols were crystalline, allowing the preparation of these crucial compounds in good yield and nearly perfect



Scheme 4 Scope of the copper-catalyzed enantioselective aldolization with perfluorinated aldehydes.



Scheme 5 Reduction of the ketodiols and single crystal X-ray diffraction of **3c**.

stereocontrol (11.5 : 1 to 30 : 1 *dr* and >96% *ee*) by simple recrystallization. Single crystal X-ray diffraction of triol **3c** also further confirmed the absolute configuration.²⁴ Of importance, in the crystal assembly, the molecular packing is stabilized through several fluorine atoms acting as hydrogen bond acceptors, adding new evidence to the long debate on the existence of such interactions.²⁵

Perfluorinated 1,3,5-triols, new tools for selective supramolecular recognition

As mentioned in the introduction, host molecules able to recognize different guests through supramolecular interactions are crucial for a wide array of applications. Most notably, anion coordination is central for sensing, extraction, catalysis, smart materials and discovery of innovative therapies.²⁶ In this context, identifying new non-charged molecules for anion coordination is of crucial importance. For this purpose, we initially tested the anion binding properties of the three triols in CD₃CN to the biologically relevant chloride anion through ¹H NMR monitoring using Thordarsson method (Table 2).²⁷

All three triols provided remarkable chloride binding ability for such poorly preorganized acyclic non-charged hosts, with 1 : 1 host : guest coordination constants ranging from 2100 M⁻¹ to 4400 M⁻¹. Most notably, the association constant did not follow a linear behavior depending on the length of the fluorinated chain, indicating that the electron-withdrawing character of the side chain is not the single responsible factor for the enhanced binding. Indeed, while the C₁ (**3c**) and C₄ (**3b**) perfluorinated chains provided the higher constants, the C₃ (**3a**) chain gave lower binding.

With the excellent behavior of all three triols on the model chloride anion, we next turned our attention to the more challenging coordination to chiral anions. A molecule's ability to selectively recognize one enantiomer of a chiral guest is fundamental for many important biological processes, as different enantiomers often possess totally different biological profiles but is also of importance for catalysis.²⁸

For this purpose, we choose to study **3b**, possessing one of the best binding constants and the longer perfluorinated chain for potential interactions, to test fluorinated triols' ability in chiral recognition of the model binol-phosphate derived anion

Table 2 Anion binding properties of perfluorinated 1,3,5-triols in CD₃CN^a

	3a	3b	3c
K (Cl ⁻) 25 °C	2100 M ⁻¹	3750 M ⁻¹	4400 M ⁻¹
K (<i>S</i>)-15	nd	8100 M ⁻¹	nd
K (<i>R</i>)-15	nd	1790 M ⁻¹	nd
K (<i>S</i>)-15/K (<i>R</i>)-15	nd	4.5	nd

^a The addition of X⁻ to the polyols resulted in large downfield shifts of the hydroxyl hydrogens. Association constants from triplicate experiments were obtained by fitting these spectroscopic data to 1 : 1 binding isotherm models, using the Thordarsson method.

15.²⁹ Of utmost importance, this triol was able to selectively recognize both enantiomers of the phosphate **15**, providing a K(*S*)/K(*R*) of 4.5, among the highest observed for such an anion.^{5,6} This clearly demonstrates for the first time the efficiency of acyclic polyol scaffolds as a platform for chiral recognition. In addition, the anion binding constant with the major enantiomer is high (8100 M⁻¹), which is a crucial parameter for further application of the synthesized triols to other technologies.

Conclusions

Identifying new scaffolds and concomitantly discovering new synthetic strategies to directly access them represents a step forward highlighting the maturity of organic chemistry. In this manuscript, we have demonstrated that chiral perfluorinated triols could be efficiently prepared diastereo- and enantioselectively through copper-catalyzed bi-directional decarboxylative aldolization followed by reduction. The use of a phenyl substituted bis-oxazoline ligand provides unique enantiocontrol through crucial aromatic-fluorine interactions. The reaction occurs rapidly under mild conditions and tolerates the presence of water. Furthermore, the reaction could be extended to the preparation of naturally occurring hexachlorinated ketodiols of great synthetic utility.

In addition, we have shown that the obtained perfluorinated 1,3,5-triols possess enhanced recognition ability. The strength of the central triol framework ensures excellent anion binding properties while the key molecules demonstrate the selective chiral anion recognition ability of synthetic 1,3-polyols.

The present study opens broad perspectives for the preparation of chiral fluorinated scaffolds. In addition, it also

broadens the possibilities offered by alcohol coordination with strong implications ranging from biology to materials or catalysis.

Author contributions

The manuscript was written through contributions of all authors. All authors have given approval to the final version of the manuscript.

Conflicts of interest

A patent on the preparation and properties of perfluorinated 1,3,5-triols has been submitted by Céline Sperandio, Jean Rodriguez and Adrien Quintard. Patent declaration. EP19 305862.5. Submitted 27 June 2019.

Acknowledgements

The Centre National de la Recherche Scientifique (CNRS) and the Aix-Marseille Université are warmly acknowledged for financial support. All technical staff from Aix-Marseille Specropole are acknowledged for their support.

Notes and references

- 1 S. H. Gellman, *Chem. Rev.*, 1997, **97**, 1231.
- 2 (a) K. Muller, C. Faeh and F. Diederich, *Science*, 2007, **317**, 1881; (b) S. Purser, P. R. Moore, S. Swallow and V. Gouverneur, *Chem. Soc. Rev.*, 2008, **37**, 320; (c) D. O'Hagan, *Chem. Soc. Rev.*, 2008, **37**, 308; (d) R. Berger, G. Resnati, P. Metrangolo, E. Weberd and J. Hulliger, *Chem. Soc. Rev.*, 2011, **40**, 3496; (e) J. Wang, M. Sánchez-Roselló, J. L. Aceña, C. del Pozo, A. E. Sorochinsky, S. Fustero, V. A. Soloshonok and H. Liu, *Chem. Rev.*, 2014, **114**, 2432; (f) D. Cahard and V. Bizet, *Chem. Soc. Rev.*, 2014, **43**, 135; (g) Y. Zhou, J. Wang, Z. Gu, S. Wang, W. Zhu, J. L. Aceña, V. A. Soloshonok, K. Izawa and H. Liu, *Chem. Rev.*, 2016, **116**, 422; (h) M. Aufero and R. Gilmour, *Acc. Chem. Res.*, 2018, **51**, 1701.
- 3 (a) J.-A. Ma and D. Cahard, *Chem. Rev.*, 2004, **104**, 6119; (b) D. Cahard, X. Xu, S. Couve-Bonnaire and X. Pannecoucke, *Chem. Soc. Rev.*, 2010, **39**, 558; (c) T. Furuya, A. S. Kamlet and T. Ritter, *Nature*, 2011, **473**, 470; (d) J. Nie, H.-C. Guo, D. Cahard and J.-A. Ma, *Chem. Rev.*, 2011, **111**, 455; (e) X. Yang, T. Wu, R. J. Phipps and F. D. Toste, *Chem. Rev.*, 2015, **115**, 826.
- 4 (a) B. M. Trost, *J. Org. Chem.*, 2014, **79**, 9913; (b) K. R. Campos, P. J. Coleman, J. C. Alvarez, S. D. Dreher, R. M. Garbaccio, N. K. Terrett, R. D. Tillyer, M. D. Truppo and E. R. Parmee, *Science*, 2019, **363**, 6424.
- 5 For a recent review, see: (a) S. A. Boer, E. M. Foyle, C. M. Thomas and N. G. White, *Chem. Soc. Rev.*, 2019, **48**, 2596; For selected examples: (b) Y. Huang and V. H. Rawal, *J. Am. Chem. Soc.*, 2002, **124**, 9662; (c) Y. Huang, A. K. Unni, A. N. Thadani and V. H. Rawal, *Nature*, 2003, **424**, 146; (d) A. Shokri, J. Schmidt, X.-B. Wang and S. R. Kass, *J. Am. Chem. Soc.*, 2012, **134**, 2094; (e) A. Shokri, A. Abedin, A. Fattahi and S. R. Kass, *J. Am. Chem. Soc.*, 2012, **134**, 10646; (f) A. Shokri, Y. Wang, G. A. O'Doherty, X.-B. Wang and S. R. Kass, *J. Am. Chem. Soc.*, 2013, **135**, 17919; (g) A. Shokri, X.-B. Wang, Y. Wang, G. A. O'Doherty and S. R. Kass, *J. Phys. Chem. A*, 2016, **120**, 1661; (h) N. Busschaert, J. Jaramillo-Garcia, M. E. Light, J. Herniman, G. J. Langley and P. A. Gale, *RSC Adv.*, 2014, **4**, 5389; For other examples in the cyclic series: (i) D. K. Smith, *Org. Biomol. Chem.*, 2003, **1**, 3874; (j) S.-I. Kondo, Y. Kobayashi and M. Unno, *Tetrahedron Lett.*, 2010, **51**, 2512.
- 6 For the work of Kass on acyclic flexible fluorinated diols and triols: (a) A. Shokri, X.-B. Wang and S. R. Kass, *J. Am. Chem. Soc.*, 2013, **135**, 9525; (b) M. Samet and S. R. Kass, *J. Org. Chem.*, 2015, **80**, 7727. For selected work on other fluorinated scaffolds, see: (c) D. Vuluga, J. Legros, B. Crousse, A. M. Z. Slawin, C. Laurence, P. Nicolet and D. Bonnet-Delpon, *J. Org. Chem.*, 2011, **76**, 1126; (d) J. Mendizabal, P. de March, J. Recasens, A. Virgili, A. Alvarez-Larena, J. Elguero and I. Alkorta, *Tetrahedron*, 2012, **68**, 9645; (e) M. Samet, A. Fattahib and S. R. Kass, *Org. Biomol. Chem.*, 2015, **13**, 2170; (f) M. Samet, M. Danesh-Yazdi, A. Fattahi and S. R. Kass, *J. Org. Chem.*, 2015, **80**, 1130; (g) C. Sperandio, G. Quintard, J. V. Naubron, M. Giorgi, M. Yemloul, J.-L. Parrain, J. Rodriguez and A. Quintard, *Chem. – Eur. J.*, 2019, **25**, 15098.
- 7 For a review, see: I. Colomer, A. E. R. Chamberlain, M. B. Haughey and T. J. Donohoe, *Nat. Rev. Chem.*, 2017, **1**, 0088.
- 8 (a) G. A. Hembury, V. V. Borovkov and Y. Inoue, *Chem. Rev.*, 2008, **108**, 1; (b) V. Sundaresan and R. Abrol, *Chirality*, 2005, **17**, 30; (c) R. J. Phipps, G. L. Hamilton and F. Dean Toste, *Nat. Chem.*, 2012, **4**, 603.
- 9 For examples of methods based on ketone hydrogenation: (a) S. Jeulin, S. Duprat de Paule, V. Ratovelomanana-Vidal, J.-P. Genêt, N. Champion and P. Dellis, *Angew. Chem., Int. Ed.*, 2004, **43**, 320; (b) A. E. Cotman, D. Cahard and B. Mohar, *Angew. Chem., Int. Ed.*, 2016, **55**, 5294. For access to one alcohol through Michael addition and subsequent derivatization: (c) K. Shibatomi, A. Narayama, Y. Abe and S. Iwasa, *Chem. Commun.*, 2012, **48**, 7380.
- 10 For other examples generating tertiary alcohols: (a) N. Hara, R. Tamura, Y. Funahashi and S. Nakamura, *Org. Lett.*, 2011, **13**, 1662; (b) C. G. Kokotos, *J. Org. Chem.*, 2012, **77**, 1131; (c) K. Shibatomi, A. Narayama, Y. Abe and S. Iwasa, *Chem. Commun.*, 2012, **48**, 7380; (d) Y. Zheng, H.-Y. Xiong, J. Nie, M.-Q. Hua and J.-A. Ma, *Chem. Commun.*, 2012, **48**, 4308; (e) J. H. Park, J. H. Sim and C. E. Song, *Org. Lett.*, 2019, **21**, 4567; (f) D.-J. B. Antúnez, M. D. Greenhalgh, A. C. Brueckner, D. M. Walden, P. Elías-Rodríguez, P. Roberts, B. G. Young, T. H. West, A. M. Z. Slawin, P. H.-Y. Cheong and A. D. Smith, *Chem. Sci.*, 2019, **10**, 6162.
- 11 For general reviews on catalytic aldolization, see: (a) B. M. Trost and C. S. Brindle, *Chem. Soc. Rev.*, 2010, **39**, 1600; (b) Y. Yamashita, T. Yasukawa, W.-J. Yoo,

- T. Kitanosono and S. Kobayashi, *Chem. Soc. Rev.*, 2018, **47**, 4388.
- 12 (a) H. Torii, M. Nakadai, K. Ishihara, S. Saito and H. Yamamoto, *Angew. Chem., Int. Ed.*, 2004, **43**, 1983; (b) K. Funabiki, H. Yamamoto, H. Nagaya and M. Matsui, *Tetrahedron Lett.*, 2006, **47**, 5507; (c) K. Funabiki, H. Nagaya, M. Ishihara and M. Matsui, *Tetrahedron*, 2006, **62**, 5049; (d) K. Funabiki, Y. Itoh, Y. Kubota and M. Matsui, *J. Org. Chem.*, 2011, **76**, 3545; (e) K. Funabiki, Y. Furuno, Y. Yano, Y. Sakaida, Y. Kubota and M. Matsui, *Chem.-Asian J.*, 2015, **10**, 2701; (f) Z.-Y. Yang, J.-L. Zeng, N. Ren, W. Meng, J. Nie and J.-A. Ma, *Org. Lett.*, 2016, **18**, 6364; (g) C.-X. Yan, P.-P. Zhou, F.-L. Yang, R.-Z. Wu, X. Yang, F. Yang and X. Shao, *Org. Chem. Front.*, 2018, **5**, 2692.
- 13 For efficient enantioselective cascade aldolizations controlling multiple alcohol stereocenters: (a) K. Mikami, S. Matsukawa, M. Nagashima, H. Funabashi and H. Morishima, *Tetrahedron Lett.*, 1997, **38**, 579; (b) D. B. Ramachary, R. Mondal and R. Madhavachary, *Org. Biomol. Chem.*, 2012, **10**, 5094; (c) Y. Shimoda, T. Kubo, M. Sugiura, S. Kotani and M. Nakajima, *Angew. Chem., Int. Ed.*, 2013, **52**, 3461; (d) G. Valero, J. M. Ribo and A. Moyano, *Chem. - Eur. J.*, 2014, **20**, 17395; (e) L. Lin, K. Yamamoto, H. Mitsunuma, Y. Kanzaki, S. Matsunaga and M. Kanai, *J. Am. Chem. Soc.*, 2015, **137**, 15418; (f) S. Kotani, K. Kai, Y. Shimoda, H. Hu, S. Gao, M. Sugiura, M. Ogasawara and M. Nakajima, *Chem. - Asian J.*, 2016, **11**, 376; (g) S. Kotani, K. Kai, M. Sugiura and M. Nakajima, *Org. Lett.*, 2017, **19**, 3672; (h) A. Quintard and J. Rodriguez, *Org. Lett.*, 2019, **21**, 453.
- 14 This molecule derived in the kg scale from citric acid was initially used by Robinson in his famous tropinone synthesis: (a) R. Robinson, *J. Chem. Soc., Trans.*, 1917, **111**, 762. For reviews on decarboxylative aldolization reactions, see: (b) Y. Pan and C.-H. Tan, *Synthesis*, 2011, **13**, 2044; (c) Z. L. Wang, *Adv. Synth. Catal.*, 2013, **355**, 2745; (d) S. Nakamura, *Org. Biomol. Chem.*, 2014, **12**, 394.
- 15 (a) A. Quintard and J. Rodriguez, *Chem. Commun.*, 2015, **51**, 9523; (b) A. Quintard and J. Rodriguez, *Chem. - Eur. J.*, 2015, **21**, 14717; (c) A. Quintard and J. Rodriguez, *ACS Catal.*, 2017, **7**, 5513; (d) A. Ricucci, J. Rodriguez and A. Quintard, *Eur. J. Org. Chem.*, 2018, 3697; (e) A. Quintard and J. Rodriguez, *Chimia*, 2018, **72**, 580; (f) A. Quintard, C. Sperandio and J. Rodriguez, *Org. Lett.*, 2018, **20**, 5274.
- 16 See the ESI† for the complete catalyst and ligand optimization.
- 17 For selected examples of Lewis acid catalyzed decarboxylative reactions see: (a) G. Lalic, A. D. Aloise and M. D. Shair, *J. Am. Chem. Soc.*, 2003, **125**, 2852; (b) S. Orlandi, M. Benaglia and F. Cozzi, *Tetrahedron Lett.*, 2004, **45**, 1747; (c) D. Magdziak, G. Lalic, H. M. Lee, K. C. Fortner, A. D. Aloise and M. D. Shair, *J. Am. Chem. Soc.*, 2005, **127**, 7284; (d) K. C. Fortner and M. D. Shair, *J. Am. Chem. Soc.*, 2007, **129**, 1032; (e) L. Yin, M. Kanai and M. Shibasaki, *J. Am. Chem. Soc.*, 2009, **131**, 9610; (f) H.-Y. Xiong, Z.-Y. Yang, Z. Chen, J.-L. Zeng, J. Nie and J.-A. Ma, *Chem. - Eur. J.*, 2014, **20**, 8325; (g) C.-M. Jia, H.-X. Zhang, J. Nie and J.-A. Ma, *J. Org. Chem.*, 2016, **81**, 8561; (h) J. Lee, S. Wang, M. Callahan and P. Nagorny, *Org. Lett.*, 2018, **20**, 2067.
- 18 For an excellent review on bis-oxazoline ligands, see: G. Desimoni, G. Faita and K. A. Jørgensen, *Chem. Rev.*, 2011, **111**, PR284.
- 19 Cu(OTf)₂ and L5 must be stirred for 30 minutes at least to generate the active chiral catalyst. If the substrates are added earlier, competing coordination of the ketodiacid **2** to the copper complex (see ref. 15b) generates an achiral reactive complex thus forming **3a** in lower enantiocontrol. The use of more electrophilic perfluorinated aldehydes as compared to aliphatic aldehydes might also favor rapid aldolization, avoiding this undesired slower competitive ligand decoordination process.
- 20 R. Yu, X. Li, T. Zhu, G. Yang, Z. Li and B. Yang, *Shenyang Yaoxueyuan Xuebao*, 1991, **8**, 113.
- 21 R. E. Bowman and W. R. N. Williamson, *J. Chem. Soc. C*, 1970, **1**, 101.
- 22 (a) D. Swierczynski, R. Luboradzki, G. Dolgonos, J. Lipkowski and H.-J. Schneider, *Eur. J. Org. Chem.*, 2005, 1172; (b) P. Li, J. M. Maier, E. C. Vik, C. J. Yehl, B. E. Dial, A. E. Rickher, M. D. Smith, P. J. Pellechia and K. D. Shimizu, *Angew. Chem., Int. Ed.*, 2017, **56**, 7209.
- 23 J. P. Vigneron, M. Dhaenes and A. Horeau, *Tetrahedron*, 1973, **29**, 1055.
- 24 Comparison of optical rotation of known compounds **8** and **10** also confirmed the sense of chiral induction during the catalysis. ESI†
- 25 See the ESI† for the structure. For discussion on these interactions, see: P. A. Champagne, J. Desroches and J.-F. Paquin, *Synthesis*, 2015, **47**, 306.
- 26 N. Busschaert, C. Caltagirone, W. V. Rossom and P. A. Gale, *Chem. Rev.*, 2015, **115**, 8038.
- 27 For the tool used, see <https://supramolecular.org> and (a) P. Thodarson, *Chem. Soc. Rev.*, 2011, **40**, 1305; (b) D. B. Hibbert and P. Thodarson, *Chem. Commun.*, 2016, **52**, 12792. See the ESI† for details on the anion binding.
- 28 (a) V. Sundaresan and R. Abrol, *Chirality*, 2005, **17**, 30; (b) G. A. Hembury, V. V. Borovkov and Y. Inoue, *Chem. Rev.*, 2008, **108**, 1; (c) R. J. Phipps, G. L. Hamilton and F. D. Toste, *Nat. Chem.*, 2012, **4**, 603.
- 29 (a) Y. Xu and M. E. McCarroll, *J. Photochem. Photobiol., A*, 2007, **187**, 139; (b) J. Y. C. Lim, I. Marques, L. Ferreira, V. Félix and P. D. Beer, *Chem. Commun.*, 2016, **52**, 5527; (c) M. Vlatkovic, B. L. Feringa and S. J. Wezenberg, *Angew. Chem., Int. Ed.*, 2016, **55**, 1001; (d) J. Y. C. Lim, I. Marques, V. Félix and P. D. Beer, *J. Am. Chem. Soc.*, 2017, **139**, 12228.