



HAL
open science

Access to Unprotected β -Fluoroalkyl β -Amino Acids and Their α -Hydroxy Derivatives

Volodymyr Sukach, Serhii Melnykov, Sylvain Bertho, Iryna Diachenko, Pascal Retailleau, Mykhailo Vovk, Isabelle Gillaizeau

► **To cite this version:**

Volodymyr Sukach, Serhii Melnykov, Sylvain Bertho, Iryna Diachenko, Pascal Retailleau, et al.. Access to Unprotected β -Fluoroalkyl β -Amino Acids and Their α -Hydroxy Derivatives. *Organic Letters*, 2019, 21 (7), pp.2340-2345. 10.1021/acs.orglett.9b00622 . hal-02501233

HAL Id: hal-02501233

<https://hal.science/hal-02501233>

Submitted on 6 Mar 2020

HAL is a multi-disciplinary open access archive for the deposit and dissemination of scientific research documents, whether they are published or not. The documents may come from teaching and research institutions in France or abroad, or from public or private research centers.

L'archive ouverte pluridisciplinaire **HAL**, est destinée au dépôt et à la diffusion de documents scientifiques de niveau recherche, publiés ou non, émanant des établissements d'enseignement et de recherche français ou étrangers, des laboratoires publics ou privés.

Access to Unprotected β -Fluoroalkyl β -Amino Acids and their α -Hydroxy Derivatives

Volodymyr Sukach,^{*,‡,†} Serhii Melnykov,^{#,‡} Sylvain Bertho,[†] Iryna Diachenko,[†] Pascal Retailleau,[§] Mykhailo Vovk,[#] Isabelle Gillaizeau^{*,†}

[‡] Le Studium Loire Valley Institute for Advanced Studies, 1, rue Dupanloup, 45000 Orléans, France

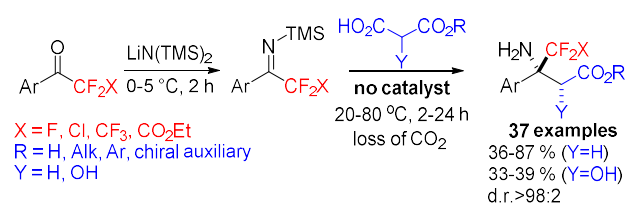
[†] Institute of Organic and Analytical Chemistry, ICOA UMR 7311 CNRS, Université d'Orléans, rue de Chartres, 45100 Orléans, France

[#] Institute of Organic Chemistry of NAS of Ukraine, 5, Murmanska Str., Kyiv, Ukraine

[‡] Enamine LTD, 78 Chervonotkats'ka str., Kyiv 02094, Ukraine

[§] Institut de Chimie des Substances Naturelles, CNRS UPR 2301, Université Paris-Sud, Université Paris-Saclay, avenue de la terrasse, 91198 Gif-sur-Yvette, France

Supporting Information Placeholder



ABSTRACT: Unprotected β -(het)aryl- β -fluoroalkyl β -amino acids and their α -hydroxy derivatives can be readily obtained using a decarboxylative Mannich-type reaction without protection/deprotection steps. This protocol utilizes lithium hexamethyldisilazide and (het)arylfluoroalkyl ketones to generate NH-ketimine intermediates. The mild reaction conditions allow the preparation of original fluorinated β -amino acids as useful building blocks in a practical and scalable manner.

β -Amino acids are the most prominent non-proteinogenic amino acids¹ and are found as a structural motif in many natural products² or biologically active molecules such as β -lactam antibiotics (Figure 1).³ They are key synthetic precursors for important marketed pharmaceutical products (i.e. sitagliptin, paclitaxel).⁴ Fluorinated analogues of amino acids have received considerable attention in recent years due to their potential in preparing bioactive molecules with remarkable properties.⁵⁻⁷ β -Amino acids bearing a fluoroalkyl group at β -position are of particular interest as unique intermediates in the design of bioactive peptide mimetics or enzyme inhibitors. 3-Amino-4,4,4-trifluorobutanoic acid⁸ has been incorporated into partially modified retropeptides exhibiting a β -turn-like conformation,⁹ into peptidomimetics which inhibit MMP¹⁰ and, more recently, into oligo- β -peptides which are able to form significantly more stable helices due to the effects of CF₃ groups.¹¹ β -Substituted derivatives of β -fluoroalkyl- β -amino acids are scarce.¹² The synthesis of racemic 3-amino-4,4,4-trifluoro-3-phenylbutanoic acid was first described in 1991 by

Kukhar's group via a hetero Diels-Alder cycloaddition using ketene (Scheme 1a).¹³ However, harsh reaction conditions or substrate scope limitations call for the development of new routes.

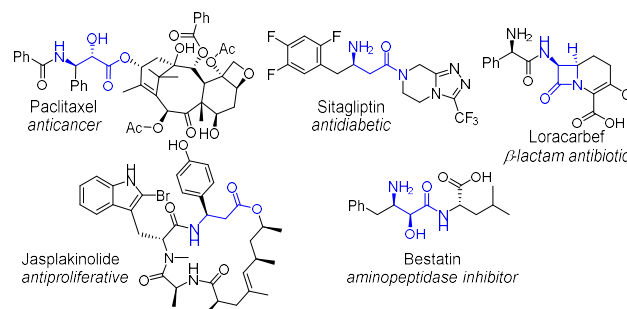
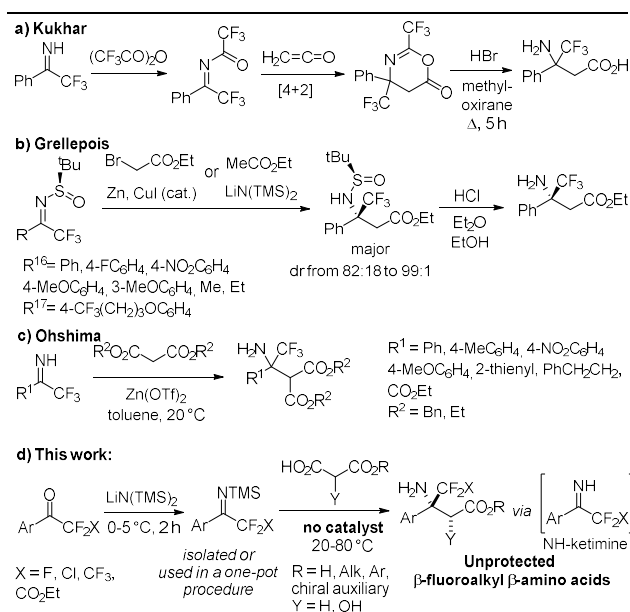


Figure 1. β -Amino acids in bioactive compounds

In 2013, Grellepois¹⁴ published the first diastereo- and enantioselective synthesis of β -alkyl(aryl)- β -trifluoromethyl- β -

amino acid derivatives based on a CuI-catalyzed Reformatsky reaction (Scheme 1b). Enantiopure *N-tert*-butanesulfinyl trifluoromethyl ketimines generated *in situ* from stable precursors were thus advantageously used. Similar reports, using lithium enolate, gave rise to promising MGAT2 inhibitors¹⁵ or modulators of mGluR4.¹⁶ Recently, Ohshima investigated a catalytic Mannich-type reaction with various (di)ketones and dialkyl malonates using trifluoromethyl NH-ketimines as electrophiles (Scheme 1c).¹⁷ However, it required a strong metal-based Lewis acid catalyst and isolation of hardly accessible NH-ketimines, weakening its synthetic potential. Furthermore, this group also reported a catalytic enantioselective decarboxylative Mannich-type reaction of *N*-unprotected ketimines from isatins, providing *N*-unprotected 3-tetrasubstituted 3-aminoindole derivatives.¹⁸

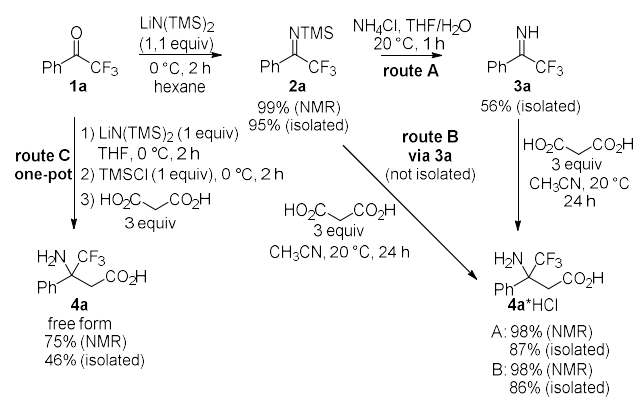
Scheme 1. Preparation of β -substituted β -trifluoromethyl- β -amino acids



The literature survey clearly pointed out the lack of simple and flexible protocols for accessing β -(het)aryl- β -fluoroalkyl- β -amino acids, which may limit their broader synthetic application. Despite the above-mentioned existing methods, only the simplest β -amino acid possessing a β -phenyl substituent has been characterized so far.¹³ This is in striking contrast to β -substituted analogues which are readily available in one step by the Rodionov reaction,¹⁹ a three-component decarboxylative reaction of aldehydes, malonic acid (MA) and ammonium acetate. However, this approach suffers from limitations, providing a major challenge to develop sustainable alternatives.²⁰ In the context of our studies on trifluoromethyl NH-ketimines,²¹ we present herein the first decarboxylative addition of malonic acids to generate *in situ* fluoroalkyl NH-ketimines as an attractive and direct access to unprotected β -fluoroalkyl- β -amino acids that has heretofore remained unexplored. Our approach complements the mechanistically similar Rodionov reaction, postulated to proceed *via* formation of the NH-aldimines,^{19b} by introducing as a new class of substrates challenging fluoroalkyl ketones.

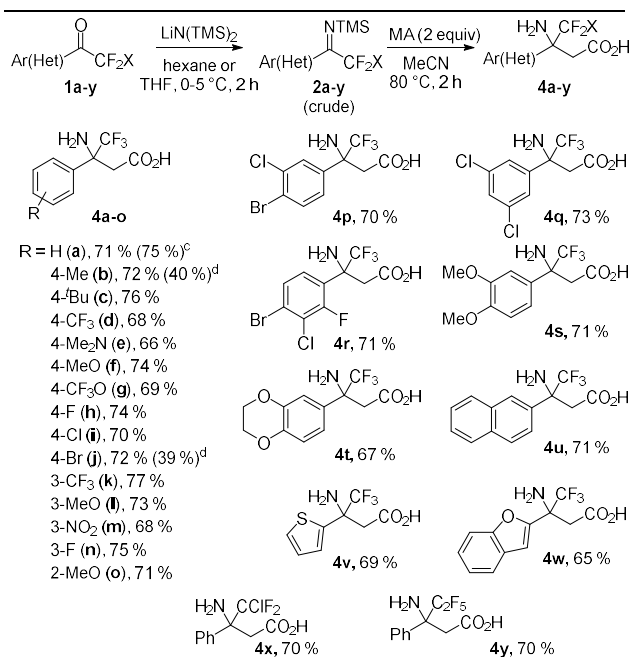
Initially, we attempted to synthesize the starting NH-ketimine **3a**, used as a model substrate, from the corresponding trifluoromethyl ketone **1a** *via* the *N*-TMS derivative **2a** to avoid the use of highly toxic trifluoroacetonitrile or of triphenylphosphine imine which is not readily available (Scheme 2, route A).²² Compound **2a** was isolated in almost quantitative yield according to the known procedure using lithium hexamethyldilazide (LiHMDS).²³ Removal of the TMS group was achieved upon acidic treatment affording **3a** in 56% isolated yield after distillation. Then, we first studied the reaction of **3a** with MA. To our delight the addition of MA (3 equiv) in anhydrous acetonitrile proceeded smoothly to full completion in 24 hours at room temperature. The concurrent decarboxylation of the initially formed MA adduct (not shown in scheme 2, but see the mechanism discussion below) occurs much faster since it could not be detected in the reaction mixture by ¹⁹F NMR monitoring. In these conditions, 3-amino-4,4,4-trifluoro-3-phenylbutanoic acid **4a** was formed in quantitative NMR yield and precipitated from acetonitrile. After a simple workup, **4a** was isolated as hydrochloride salt in 87% yield.

Scheme 2. Preliminary synthesis of β -amino acid **4a** from ketone **1a** using LiHMDS



We also demonstrated that 3-amino-4,4,4-trifluoro-3-phenylbutanoic acid **4a** could be obtained in higher overall yield directly from **2a** (route B). In this case the cleavage of the *N*-TMS bond is likely to quickly occur in presence of malonic acid leading to the *in situ* formation of the reactive NH-ketimine **3a**. It is worth noting that a one-pot procedure can also be advantageously used (route C). In this case, the equimolar amount of TMSOLi, resulting from the transformation of ketone to ketimine, was quenched with TMSOCl before MA addition to prevent TMSOH formation. Its dimerization with concomitant water release may result in hydrolysis of **3a**.²⁴ Gratifyingly, the one-pot protocol directly led to the unprotected amino acid **4a** which precipitates from the reaction mixture. However, in this case the yield of pure isolated product **4a** dropped to 46% due to the still poorly controlled partial hydrolysis of *in situ* formed **3a** to ketone **1a** (see SI). Since the best yield of unprotected β -amino acid **4a** was observed using method B, various conditions were then screened from *N*-TMS ketimine **2a** (see SI section). A series of common solvents were next examined, revealing that a short heating of the reaction mixture in acetonitrile (2h at 80 °C) in presence of 2 equiv of MA was best suited to the reaction.

Scheme 3. Scope of ketones **1a-y** in the synthesis of β -fluoroalkyl β -amino acids **4a-y**^{a,b}



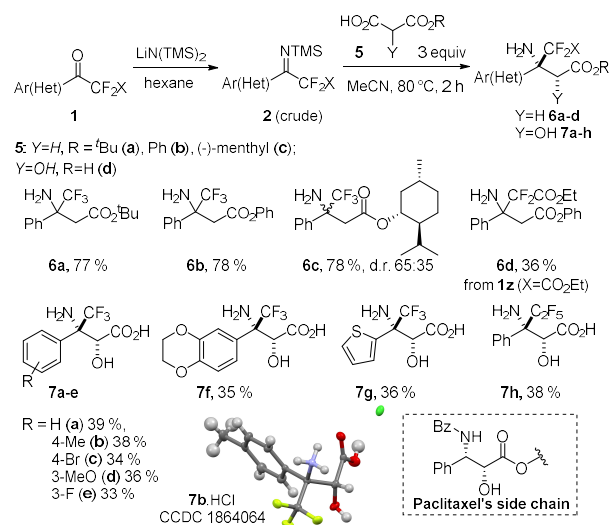
Reaction conditions: ^aMethod B was used with isolation of crude N-TMS ketimines **2a-y** unless otherwise specified; syntheses were performed on 1.5 mmol scale in 1 mL of CH₃CN. ^bIsolated yields were calculated based on the corresponding starting ketones **1a-y**. ^cReaction was performed on 10 mM scale. ^dOne-pot procedure C was used with addition of TMSCl (1 equiv, 0-5 °C, 2 h at r.t.) before addition of MA (see SI for experimental details).

With the optimized conditions in hand, the scope of this two-step reaction was examined with respect to the ketone derivatives **1a-y** (Scheme 3). The reaction proceeded smoothly with a wide functional group tolerance. Initially, the effect of the substituents on the aromatic ring of arylfluoroalkyl ketone (**1a-u**) was investigated. Both electron-donating (i.e. alkoxy, alkyl or dialkylamino groups) and withdrawing groups (i.e. halogen, trifluoroalkyl or nitro groups) with different substitution patterns were tolerated thus giving the corresponding quaternary β-(het)aryl-β-fluoroalkyl-β-amino acids in good yields (**4a-u**). In addition, heteroaryl substituted ketones **1v-w** were also suitable for this reaction, providing the original β-hetaryl β-trifluoromethyl β-amino acids **4v-w**. Introduction of the CClF₂ and C₂F₅ groups led to the hitherto unknown β-fluoroalkyl β-amino acids **4x-y**. Additionally, the alternative one-pot procedure (method C) was applied to ketones **1b,j** affording the attempted products **4b,j** in lower yields. A variety of original unprotected β-fluoroalkyl β-amino acids were thus readily furnished in synthetically useful yields without any chromatographic purification steps and in a convenient and easy way for scale-up (preparation of **4a** was achieved in 75 % yield under optimal conditions on a 10 mM scale). There are also a great many uses for β-fluoroalkyl β-amino acids which can be transformed to a variety of useful compounds.

Subsequently, we explored the use of substituted MA in this decarboxylative Mannich-type reaction with ketimines **2** (Scheme 4). To our delight, a range of malonic acid half esters **5a-d** were suitable for the reaction leading to β-amino esters **6a-d** (Y=H) in moderate to good yield which demonstrated the remarkable scope of this method. Installation of a chiral auxiliary derived from optically pure (-)-menthol in the starting

compound **5c** led to β-amino esters **6c** with 65:35 d.r. Compound **6d** featuring an ethoxycarbonyldifluoromethyl group was obtained in moderate yield from the corresponding ethyl 2,2-difluoro-3-oxo-3-phenylpropanoate **1z**. Noticeably, α-hydroxy-β-amino acids are important naturally occurring compounds primarily known as components of the taxane family of anticancer drugs.²⁵ Their corresponding β-aryl-β-fluoroalkyl derivatives remain elusive and represent an attractive synthetic target owing to the presence of the fluorinated functional group. We attempted to further confirm the broad generality and effectiveness of the developed method by involving commercially available α-hydroxymalonic (tartronic) acid **5d** (Scheme 4, Y=OH) as substrate. **5d** (3 equiv) reacted smoothly with the corresponding crude N-TMS ketimines **2** under the reaction conditions and afforded the desired products **7a-h** as single diastereomers (>98:2 d.r.), albeit in lower yields, directly upon simple workup of the reaction mixture and crystallization. ¹⁹F NMR analysis revealed that in the reaction of **2a** with **5d** a mixture of diastereomeric products (83:17 d.r.) was initially formed in 80 % NMR yield (see SI). The (2*R**,3*S**) relative configurations of the chiral centers in products **7a-h** were unambiguously proved by the XRD study of **7b**.²⁶ Consequently, the obtained compounds **7** are the first racemic β-fluoroalkyl analogues of Paclitaxel's side chain amino acid, (2*R*,3*S*)-α-hydroxy β-phenylalanine.^{7c,27}

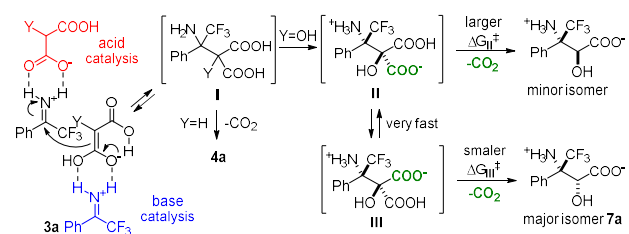
Scheme 4. Synthesis of β-fluoroalkyl β-amino esters **6a-d** and α-hydroxy-β-amino acids **7a-h**^a



In agreement with the previously reported literature results,²⁸ a proposed mechanism for the decarboxylative addition of MA and tartronic acid to NH-ketimine **3a** is outlined in Scheme 5. First, it should be noted that the rate of **4a** formation is not sensitive to the presence of organic acid or base catalysts (TFA, TFOH, pyridine, Et₃N, etc, including chiral organocatalysts). We suppose that in this case a mutual substrate catalysis is observed since **3a** itself is a weak organic base while MA is mildly acidic (p*K*_a¹ = 2.83). Therefore, both substrates are capable of activating each other's corresponding electrophilic (C=N bond) or nucleophilic (CH₂ group) centers, thus causing

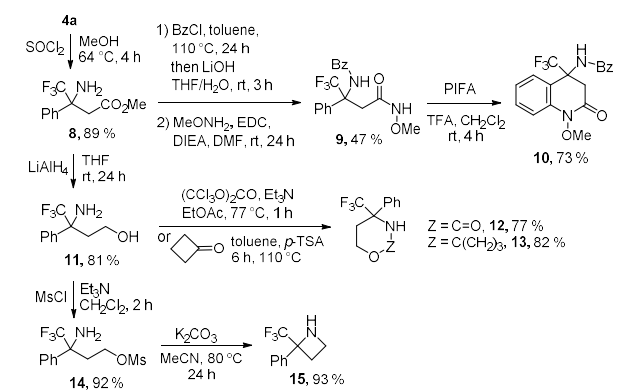
externally added catalyst inefficiency. The reactive C-nucleophilic species generated from malonic (tartronic) acid is assumed to be enolate monoanion (approximate $pK_a^{CH} = 13 - 14$ for MA).²⁹ In the first step, its reversible addition to protonated ketimine **3a** gives rise to intermediate **I**. Then irreversible decarboxylation of **I** leads to **4a** (Y=H). In the case of tartronic acid addition (Y=OH), preferential formation of the major diastereomer **7a** is determined, according to the classic Curtin-Hammett principle, by the relatively large difference in ΔG_{II}^\ddagger and ΔG_{III}^\ddagger energies of the transition states derived from the respective most populated conformers **II** and **III** which are stabilized by the intramolecular electrostatic interaction and hydrogen bonding between *syn*-clinal NH_3^+ and $COO^-/COOH$ groups. These mechanistic assumptions imply that intermediates **II** and **III** should undergo rapid reversible interconversion by proton transfer and slower irreversible decarboxylation (presumably via the leaving CO_2^- group and the formation of a noncyclic anionic transition state)³⁰ into diastereomeric products.

Scheme 5. Proposed mechanistic pathways for the decarboxylative addition of malonic or tartronic acid to 3a



To demonstrate the utility of this reaction and gain access to molecular diversity, we performed a short-step synthesis of the novel relevant 4-amino-4-(trifluoromethyl)-3,4-dihydroquinolin-2(1H)-one derivative **10** as an attractive scaffold for medicinal chemistry (Scheme 6).³¹ The key cyclization step of the N-methoxy amide **9** in the proposed synthetic sequence was achieved with phenyliodine bis(trifluoroacetate) (PIFA) in good yield.³² In addition, reduction of the methyl ester **8** into amino alcohol **11** and its subsequent cyclocondensation with triphosgene or cyclobutanone provided derivatives of 1,3-oxazinan-2-one **12** and 5-oxa-9-azaspiro[3.5]nonane **13**, respectively. 2-Phenyl-2-(trifluoromethyl)azetidone **15** can be readily prepared from the corresponding mesylate **14** in excellent yield.

Scheme 6. Application of β -amino acid 4a to the synthesis of original heterocyclic systems



In summary, we reported a new and simple method for the preparation of a range of original β -aryl(hetaryl)- β -fluoroalkyl β -amino acids and their analogous α -hydroxy derivatives with high diastereoselectivity. The generality of this approach was demonstrated and it opens the way to organofluorine building blocks otherwise challenging to prepare. The reaction occurred in smooth reaction conditions and without any chromatographic purification steps via a decarboxylative Mannich-type reaction involving NH-ketimine intermediate which could be isolated. Further experiments are in progress to study the scope of this process.

ASSOCIATED CONTENT

Supporting Information

The Supporting Information is available free of charge on the ACS Publications website. Experimental procedures, NMR data and crystal structure of the products (PDF file).

Accession Codes

CCDC 1864064 contains the supplementary crystallographic data for this paper. These data can be obtained free of charge via www.ccdc.cam.ac.uk/data_request/cif, or by emailing data_request@ccdc.cam.ac.uk, or by contacting The Cambridge Crystallographic Data Centre, 12 Union Road, Cambridge CB2 1EZ, UK; fax: +44 1223 336033.

AUTHOR INFORMATION

Corresponding Authors

* E-mail: isabelle.gillaizeau@univ-orleans.fr

* E-mail: vsukach@gmail.com

ORCID

Isabelle Gillaizeau: 0000-0002-7726-3592

Pascal Retailleau: 0000-0003-3995-519X

Volodymyr Sukach: 0000-0002-2891-343X

Mykhailo Vovk: 0000-0001-7739-670X

Notes

The authors declare no competing financial interest.

ACKNOWLEDGMENT

This work was supported by the Smart Loire Valley Fellowships Programme (VS) funded from the European Union's Horizon 2020 research and innovation programme under the Marie Skłodowska-Curie grant agreement No 665790. SB thanks the Region Centre Val de Loire. The authors thank Cyril Colas for fruitful discussions (HRMS).

REFERENCES

- (a) *Enantioselective Synthesis of Beta-Amino Acids, 2nd Edition*; Juaristi, E.; Soloshonok, V. A. Eds; John Wiley & Sons, Inc., 2005. (b) Weiner, B.; Szymański, W.; Janssen, D. B.; Minnaarda, A. J.; Feringa, B. L. Recent advances in the catalytic asymmetric synthesis of β -amino acids. *Chem. Soc. Rev.* **2010**, *39*, 1656–1691. (c) Kiss, L.; Fülöp, F. Synthesis of Carbocyclic and Heterocyclic β -Aminocarboxylic Acids. *Chem. Rev.* **2014**, *114*, 1116–1169. (d) Seebach, D.; Beck, A. K.; Capone, S.; Deniau, G.; Groselj, U.; Zass, E. Enantioselective Preparation of β^2 -Amino Acid Derivatives for β -Peptide Synthesis. *Synthesis* **2009**, 1–32.
- (a) Lelais, G.; Seebach, D. β^2 -amino acids—syntheses, occurrence in natural products, and components of β -peptides. *Biopolymers (Pept. Sci.)* **2004**, *76*, 206–243. (b) Kudo, F.; Miyanaga, A.; Eguchi, T. Biosynthesis of natural products containing β -amino acids. *Nat. Prod. Rep.* **2014**, *31*, 1056–1073.

- (3) Drawz, S. M.; Bonomo, R. A. Three decades of beta-lactamase inhibitors. *Clin. Microbiol. Rev.* **2010**, *23*, 160–201.
- (4) (a) Savile, C. K.; Janey, J. M.; Mundorff, E. C.; Moore, J. C.; Tam, S.; Jarvis, W. R.; Colbeck, J. C.; Krebber, A.; Fleitz, F. J.; Brands, J.; Devine, P. N. Biocatalytic Asymmetric Synthesis of Chiral Amines from Ketones Applied to Sitagliptin Manufacture. *Science*, **2010**, *329*, 305–309. (b) Sakai, T.; Kawamoto, Y.; Tomioka, K. Asymmetric Synthesis of Intermediates for Otamixaban and Premafloxacin by the Chiral Ligand-Controlled Asymmetric Conjugate Addition of a Lithium Amide. *J. Org. Chem.* **2006**, *71*, 4706–4709.
- (5) (a) Meanwell, N. A. Fluorine and Fluorinated Motifs in the Design and Application of Bioisosteres for Drug Design. *J. Med. Chem.* **2018**, *61*, 5822–5880. (b) Gillis, E. P.; Eastman, K. J.; Hill, M. D.; Donnelly, D. J.; Meanwell, N. A. Applications of Fluorine in Medicinal Chemistry. *J. Med. Chem.* **2015**, *58*, 8315–8359. (c) Müller, C.; Faeh, C.; Diederich, F. Fluorine in pharmaceuticals: looking beyond intuition. *Science* **2007**, *317*(5846), 1881–1886. (d) Zhou, Y.; Wang, J.; Gu, Z.; Wang, S.; Zhu, W.; Aceña, J.; Soloshonok, V.; Izawa, K.; Liu, H. Next Generation of Fluorine-Containing Pharmaceuticals, Compounds Currently in Phase II–III Clinical Trials of Major Pharmaceutical Companies: New Structural Trends and Therapeutic Areas. *Chem. Rev.* **2016**, *116*, 422–518.
- (6) (a) *Modern Synthesis Processes and Reactivity of Fluorinated Compounds*, *Progress in Fluorine Science*; Groult, H.; Leroux, F.; Tressaud, A., Eds; **2017**, 427–464. (b) Salwiczek, M.; Nyakatura, E. K.; Gerling, U. I.; Ye, S.; Koksche, B. Fluorinated amino acids: compatibility with native protein structures and effects on protein–protein interactions. *Chem. Soc. Rev.* **2012**, *41*, 2135–2171. (c) Buer, B. C.; Marsh, E. N. Fluorine: A new element in protein design. *Protein Sci.* **2012**, *21*, 453–462. (d) Marsh, E. N. Fluorinated Proteins: From Design and Synthesis to Structure and Stability. *Acc. Chem. Res.* **2014**, *47*, 2878–2886. (e) Bandak, D.; Babii, O.; Vasiuta, R.; Komarov, I. V.; Mykhailiuk, P. K. Design and Synthesis of Novel ¹⁹F-Amino Acid: A Promising ¹⁹F NMR Label for Peptide Studies. *Org. Lett.* **2015**, *17*, 226–229. (f) Tkachenko, A. N.; Mykhailiuk, P. K.; Afonin, S.; Radchenko, D. S.; Kubyshekin, V. S.; Ulrich, A. S.; Komarov, I. V. A ¹⁹F NMR Label to Substitute Polar Amino Acids in Peptides: A CF₃-Substituted Analogue of Serine and Threonine. *Angew. Chem. Int. Ed.* **2013**, *52*, 1486–1489. (g) Cametti, M.; Crousse, B.; Metrangolo, P.; Milani, R.; Resnati, G. The fluorine effect in biomolecular applications. *Chem. Soc. Rev.* **2012**, *41*, 31–42. (h) Tressler, C. M.; Zondlo, N. J. Synthesis of Perfluoro-tert-butyl Tyrosine, for Application in ¹⁹F NMR, via a Diazonium-Coupling Reaction. *Org. Lett.* **2016**, *18*, 6240–6243. (i) Chaume, G.; Simon, J.; Lensen, N.; Pytkowicz, J.; Brigaud, T.; Miclet, E. Homochiral versus Heterochiral Trifluoromethylated Pseudoproline Containing Dipeptides: A Powerful Tool to Switch the Prolyl-Amide Bond Conformation. *J. Org. Chem.* **2017**, *82*, 13602–13608. (j) Zheng, B.; D'Andrea, S.; Sun, L.; Wang, A.; Chen, Y.; Hrnčiar, P.; Friberg, J.; Falk, P.; Hernandez, D.; Yu, F. et al. Potent Inhibitors of Hepatitis C Virus NS3 Protease: Employment of a Difluoromethyl Group as a Hydrogen-Bond Donor. *ACS Med. Chem. Lett.* **2018**, *9*, 143–148.
- (7) (a) March, T. L.; Johnston, M. R.; Duggan, P. J.; Gardiner, J. Synthesis, Structure, and Biological Applications of α -Fluorinated β -Amino Acids and Derivatives. *Chem. Biodivers.* **2012**, *9*, 2410–2441. (b) Kuznetsova, L. V.; Pepe, A.; Ungureanu, I. M.; Pera, P.; Bernacki, R. J.; Ojima, I. Syntheses and Structure-Activity Relationships of Novel 3'-Difluoromethyl and 3'-Trifluoromethyl-Taxoids. *J. Fluor. Chem.* **2008**, *129*(9), 817–828. (c) Mikami, K.; Fustero, S.; Sánchez-Roselló, M.; Aceña, J. L.; Soloshonok, V.; Sorochinsky, A. Synthesis of Fluorinated β -Amino Acids. *Synthesis* **2011**, 3045–3079.
- (8) Shibata, N.; Nishimine, T.; Shibata, N.; Tokunaga, E.; Kawada, K.; Kagawa, T.; Aceña, J. L.; Sorochinsky, A. E.; Soloshonok, V. A. Asymmetric Mannich reaction between (S)-N-(tert-butanesulfinyl)-3,3,3-trifluoroacetalimine and malonic acid derivatives. Stereodivergent synthesis of (R)- and (S)-3-amino-4,4,4-trifluorobutanoic acids. *Org. Biomol. Chem.* **2014**, *12*, 1454–1462.
- (9) Volonterio, A.; Bellosta, S.; Bravin, F.; Belluci, M. C.; Bruche, L.; Colombo, G.; Malpezzi, L.; Mazzini, S.; Meille, S. V.; Meli, M.; Ramirez de Arellano, C.; Zanda, M. Synthesis, Structure and Conformation of Partially-Modified Retro- and Retro-Inverso ψ [NHCH(CF₃)]Gly Peptides. *Chem. Eur. J.* **2003**, *9*, 4510–4522.
- (10) Volonterio, A.; Bellosta, S.; Bravo, S.; Canavesi, M.; Corradi, E.; Meille, S. V.; Monetti, M.; Moussier, N.; Zanda, M. Solution/Solid-Phase Synthesis of Partially Modified Retro- and Retro-Inverso- ψ [NHCH(CF₃)]-Peptidyl Hydroxamates and Their Evaluation as MMP-9 Inhibitors. *Eur. J. Org. Chem.* **2002**, 428–438.
- (11) (a) Cho, J.; Sawaki, K.; Hanashima, S.; Yamaguchi, Y.; Shiro, M.; Saigo, K.; Ishida, Y. Stabilization of β -peptide helices by direct attachment of trifluoromethyl groups to peptide backbones. *Chem. Commun.* **2014**, *50*, 9855–9858. (b) Cho, J.; Nishizono, N.; Iwashashi, N.; Saigo, K.; Ishida, Y. Stereo-regulated synthesis of peptides containing a β -trifluoromethyl- β -amino acid. *Tetrahedron* **2013**, *69*, 9252–9260.
- (12) For synthesis of β -alkyl substituted β -fluoroalkyl- β -amino acids see: (a) Fustero, S.; del Pozo, C.; Catalan, S.; Aleman, J.; Parra, A.; Marcos, V.; Ruano, J. L. G. A New Strategy for the Synthesis of Optically Pure β -Fluoroalkyl β -Amino Acid Derivatives. *Org. Lett.* **2009**, *11*, 641–644. α -Trifluoromethyl- β -hydroxyaspartic acid: (b) Bravo, P.; Fustero, S.; Guidetti, M.; Volonterio, A.; Zanda, M. Stereoselective Mannich-Type Reaction of an Acyclic Ketimine with a Substituted Chlorotitanium Enolate: Efficient Approach to D-erythro- α -Trifluoromethyl- β -hydroxyaspartic Units. *J. Org. Chem.* **1999**, *64*, 8731–8735.
- (13) Kolycheva, M. T.; Gerus, I. I.; Yagupol'ski, Yu. L.; Kukhar, V. P. Synthesis of 3-amino-4,4,4-trifluoro-3-phenylbutyric acid (3-phenyl-3-trifluoromethyl- β -alanine). *J. Org. Chem. USSR (Eng. Transl.)* **1991**, *27*, 101–104; *Zh. Org. Khim.* **1991**, *27*, 117–121.
- (14) Grellepois, F. Enantiopure Trifluoromethylated β^3 -Amino Acids: Synthesis by Asymmetric Reformatsky Reaction with Stable Analogues of Trifluoromethyl N-tert-Butanesulfinylketimines and Incorporation into α/β -Peptides. *J. Org. Chem.* **2013**, *78*, 1127–1137.
- (15) Meng, W.; Zhao, G. Preparation of dihydropyridinone MGAT2 inhibitors for use in the treatment of metabolic disorders. *WO 2015134701 A1*, **2015**.
- (16) Vieira, E.; Jaeschke, G.; Guba, W.; Ricci, A.; Rueher, D.; Biemans, B.; Plancher, J.-M.; O'Hara, F. Preparation of ethynyl derivatives of phenyl(or pyridinyl)pyrimidinedione as positive allosteric modulators (PAMs) of metabotropic glutamate receptor 4 (mGluR4). *WO 2015128307 A1*, **2015**.
- (17) Sawa, M.; Morisaki, K.; Kondo, Y.; Morimoto, H.; Ohshima, T. Direct Access to N-Unprotected α - and/or β -Tetra-substituted Amino Acid Esters via Direct Catalytic Mannich-Type Reactions Using N-Unprotected Trifluoromethyl Ketimines. *Chem. Eur. J.* **2017**, *23*, 17022–17028.
- (18) Sawa, M.; Miyazaki, S.; Yonesaki, R.; Morimoto, H.; Ohshima, T. Catalytic Enantioselective Decarboxylative Mannich-Type Reaction of N-Unprotected Isatin-Derived Ketimines. *Org. Lett.* **2018**, *20*, 5393–5397.
- (19) (a) Rodionov, W. M.; Postovskaja, E. A. The mechanism of formation of beta-aryl-beta-amino fatty acids by the condensation of aromatic aldehydes with malonic acid and its derivatives. *J. Am. Chem. Soc.* **1929**, *51*, 841–847. (b) Lebedev, A. V.; Lebedeva, A. B.; Sheludyakov, V. D.; Kovaleva, E. A.; Ustinova, O. L.; Kozhevnikov, I. B. Competitive Formation of β -Amino Acids, Propenoic, and Ylidene malonic Acids by the Rodionov Reaction from Malonic Acid, Aldehydes, and Ammonium Acetate in Alcoholic Medium. *Russ. J. Gen. Chem.* **2005**, *75*, 1113–1124.
- (20) We did not detect the formation of β -amino acids when the Rodionov's protocol was applied to 1-phenyl-2,2,2-trifluoroethanone (see ref. 19b). This fact may be attributed to insufficient formation of NH-ketimine in the condensation of ketone and ammonia. The well documented electronic effect of the geminal trifluoromethyl group that prevents dehydration of an intermediate hemiaminal-type compounds into NH-ketimines may be responsible for this observation. See also: Kelly, C. B.; Mercadante, M. A.; Leadbeater, N. E. Trifluoromethyl ketones: properties, preparation, and application. *Chem. Commun.* **2013**, *49*, 11133–11148.
- (21) (a) Sukach, V. A.; Golovach, N. M.; Pirozhenko, V. V.; Rusanov, E. B.; Vovk, M. V. Convenient enantioselective synthesis

of β -trifluoromethyl- β -aminoketones by organocatalytic asymmetric Mannich reaction of aryl trifluoromethyl ketimines with acetone. *Tetrahedron: Asymmetry* **2008**, *19*, 761–764. (b) Bentya A. V.; Mel'nichenko, N. V.; Vovk, M. V. Synthesis of 2-aryl-2-(trifluoromethyl)-2,5-dihydro-1,3-thiazoles. *Russ. J. Org. Chem.* **2016**, *52*, 292–293.

(22) (a) Vovk, M. V.; Bol'but, A. V.; Lebed, P. S.; Mel'nichenko, N. V. Synthesis of 2-aryl-2,4,6-tris(trifluoromethyl)-1,2-dihydro-1,3,5-triazines by Reaction of Arylmagnesium Bromides with Trifluoroacetonitrile. *Russ. J. Org. Chem.* **2007**, *43*, 928–929. (b) Morisaki, K.; Morimoto, H.; Ohshima, T. Direct access to N-unprotected tetrasubstituted propargylamines via direct catalytic alkylation of N-unprotected trifluoromethyl ketimines. *Chem. Comm.* **2017**, *53*, 6319–6322. (c) Koos, M.; Mosher, H. S. α -Amino- α -trifluoromethylphenylacetonitrile: A potential reagent for ^{19}F NMR determination of enantiomeric purity of acids. *Tetrahedron* **1993**, *49*, 1541–1546.

(23) Gosselin, F.; O'Shea, P. D.; Roy, S.; Reamer, R. A.; Chen, C.-Y.; Volante, R. P. Unprecedented Catalytic Asymmetric Reduction of N-H Imines. *Org. Lett.* **2005**, *7*, 355–358.

(24) *Organometallic Chemistry and Catalysis*; Astruc, D.; Springer Science & Business Media, **2007**, 331.

(25) Georg, G. I.; Chen, T. T.; Ojima, I.; Vyas, D. M. *In Taxane Anticancer Agents: Basic Science and Current Status, ACS Symposium Series 583*; American Chemical Society: Washington, DC, **1999**.

(26) CCDC 1864064 (**7b**) contains the supplementary crystallographic data for this paper. This data is provided free of charge by the Cambridge Crystallographic Data Centre.

(27) For fluorine-containing taxoid anticancer agents see: (a) Seitz, J.; Vineberg, J. G.; Zuniga, E. S.; Ojima, I. Fluorine-containing taxoid anticancer agents and their tumor-targeted drug delivery. *J. Fluor. Chem.* **2013**, *152*, 157–165. (b) Ojima, I. Strategic incorporation of fluorine into taxoid anticancer agents for medicinal chemistry and chemical biology studies. *J. Fluor. Chem.* **2017**, *198*, 10–23.

(28) (a) Blaquiere, N.; Shore, D. G.; Rousseaux, S.; Fagnou, K. Decarboxylative Ketone Aldol Reactions: Development and Mechanistic Evaluation under Metal-Free Conditions. *J. Org. Chem.* **2009**, *74*, 6190–6198. (b) Yuan, H. N.; Li, S.; Nie, J.; Zheng, Y.; Ma, J. A. Highly Enantioselective Decarboxylative Mannich Reaction of Malonic Acid Half Oxyesters with Cyclic Trifluoromethyl Ketimines: Synthesis of β -Amino Esters and Anti-HIV Drug DPC 083. *Chem. Eur. J.* **2013**, *19*, 15856–15860.

(29) *Advanced Organic Chemistry. Reaction Mechanisms*; Bruckner, R.; Elsevier, **2002**, 420–422.

(30) Thanassi, J. W. Aminomalonic acid. Spontaneous decarboxylation and reaction with 5-deoxyripyridoxal. *Biochemistry* **1970**, *9*, 525–532.

(31) Patel, M.; McHugh, R. J.; Cordova, T.; Klabe, R. M.; Bacheler, L. T.; Erickson-Viitanen, S.; Rodgers, J. D. Synthesis and evaluation of novel quinolinones as HIV-1 reverse transcriptase inhibitors. *Bioorg. Med. Chem. Lett.* **2001**, *11*, 1943–1945.

(32) (a) Romero, A. G.; Darlington, W. H.; McMillan, M. W. Synthesis of the Selective D_2 Receptor Agonist PNU-95666E from D-Phenylalanine Using a Sequential Oxidative Cyclization Strategy. *J. Org. Chem.* **1997**, *62*, 6582–6587. (b) Zou, M.F.; Keck, T.M.; Kumar, V.; Donthamsetti, P.; Michino, M.; Burzynski, C.; Schweppe, C.; Bonifazi, A.; Free, R. B.; Sibley, D. R.; Janowsky, A.; Shi, L.; Javitch, J. A.; Newman, A. H. Novel Analogues of (R)-5-(Methylamino)-5,6-dihydro-4H-imidazo[4,5,1-ij]quinolin-2(1H)-one (Sumanrole) Provide Clues to Dopamine D_2/D_3 Receptor Agonist Selectivity. *J. Med. Chem.* **2016**, *59*, 2973–2988.