



HAL
open science

Common Ancestor Objective Function and Parent Set DAG Metric Container Extension

Remous Aris Koutsiamanis, Georgios Papadopoulos, Nicolas Montavont,
Pascal Thubert

► **To cite this version:**

Remous Aris Koutsiamanis, Georgios Papadopoulos, Nicolas Montavont, Pascal Thubert. Common Ancestor Objective Function and Parent Set DAG Metric Container Extension. [0] IETF, RAW WG; draft-ietf-roll-nsa-extension-06. 2020. hal-02497195

HAL Id: hal-02497195

<https://hal.science/hal-02497195v1>

Submitted on 3 Mar 2020

HAL is a multi-disciplinary open access archive for the deposit and dissemination of scientific research documents, whether they are published or not. The documents may come from teaching and research institutions in France or abroad, or from public or private research centers.

L'archive ouverte pluridisciplinaire **HAL**, est destinée au dépôt et à la diffusion de documents scientifiques de niveau recherche, publiés ou non, émanant des établissements d'enseignement et de recherche français ou étrangers, des laboratoires publics ou privés.

ROLL
Internet-Draft
Intended status: Standards Track
Expires: August 13, 2020

R. Koutsiamanis, Ed.
G. Papadopoulos
N. Montavont
IMT Atlantique
P. Thubert
Cisco
February 10, 2020

Common Ancestor Objective Function and Parent Set DAG Metric Container
Extension
draft-ietf-roll-nsa-extension-06

Abstract

Implementing Packet Replication and Elimination from/to the RPL root requires the ability to forward copies of packets over different paths via different RPL parents. Selecting the appropriate parents to achieve ultra-low latency and jitter requires information about a node's parents. This document details what information needs to be transmitted and how it is encoded within RPL control packets to enable this functionality. This document also describes Objective Function which take advantage of this information to implement multi-path routing.

Status of This Memo

This Internet-Draft is submitted in full conformance with the provisions of [BCP 78](#) and [BCP 79](#).

Internet-Drafts are working documents of the Internet Engineering Task Force (IETF). Note that other groups may also distribute working documents as Internet-Drafts. The list of current Internet-Drafts is at <https://datatracker.ietf.org/drafts/current/>.

Internet-Drafts are draft documents valid for a maximum of six months and may be updated, replaced, or obsoleted by other documents at any time. It is inappropriate to use Internet-Drafts as reference material or to cite them other than as "work in progress."

This Internet-Draft will expire on August 13, 2020.

Copyright Notice

Copyright (c) 2020 IETF Trust and the persons identified as the document authors. All rights reserved.

This document is subject to [BCP 78](#) and the IETF Trust's Legal Provisions Relating to IETF Documents (<https://trustee.ietf.org/license-info>) in effect on the date of publication of this document. Please review these documents carefully, as they describe your rights and restrictions with respect to this document. Code Components extracted from this document must include Simplified BSD License text as described in Section 4.e of the Trust Legal Provisions and are provided without warranty as described in the Simplified BSD License.

Table of Contents

1. Introduction	2
2. Terminology	4
3. Common Ancestor Objective Function	4
3.1. Common Ancestor Strict	6
3.2. Common Ancestor Medium	7
3.3. Common Ancestor Relaxed	8
3.4. Usage	8
4. Node State and Attribute (NSA) object type extension	8
4.1. Usage	10
5. Controlling PRE	11
6. Security Considerations	11
7. IANA Considerations	11
8. References	11
8.1. Informative references	11
8.2. Other Informative References	12
Appendix A. Implementation Status	13
Authors' Addresses	15

1. Introduction

Network-enabled applications in the industrial context must provide stringent guarantees in terms of reliability and predictability. Packet Replication and Elimination (PRE) [[I-D.papadopoulos-6tisch-pre-reqs](#)] is a technique which allows redundant paths in the network to be utilized for traffic requiring higher reliability. Allowing these kinds of applications to function over wireless networks requires the application of the principles of Deterministic Networking [[I-D.ietf-detnet-architecture](#)]. This results in designs which aim at optimizing packet delivery rate and bounding latency. Additionally, given that the network nodes often do not have an unlimited power supply, energy consumption needs to be minimized as well.

As an example, to meet this goal, IEEE Std. 802.15.4 [[IEEE802154](#)] provides Time-Slotted Channel Hopping (TSCH), a mode of operation which uses a common communication schedule based on timeslots to

allow deterministic medium access as well as channel hopping to work around radio interference. However, since TSCH uses retransmissions in the event of a failed transmission, end-to-end delay and jitter performance can deteriorate.

Furthermore, the 6TiSCH working group, focusing on IPv6 over IEEE Std. 802.15.4-TSCH, has worked on the issues previously highlighted and produced the "6TiSCH Architecture" [[I-D.ietf-6tisch-architecture](#)] to address that case. Building on this architecture, "Exploiting Packet Replication and Elimination in Complex Tracks in 6TiSCH LLNs" [[I-D.papadopoulos-6tisch-pre-reqs](#)] leverages PRE to improve the Packet Delivery Ratio (PDR), to provide a hard bound to the end-to-end latency, and to limit jitter.

PRE is a general method of maximizing packet delivery rate and potentially minimizing latency and jitter, not limited to 6TiSCH. More specifically, PRE achieves controlled redundancy by laying multiple forwarding paths through the network and using them in parallel for different copies of a same packet. PRE can follow the Destination-Oriented Directed Acyclic Graph (DODAG) formed by RPL from a node to the root. Building a multi-path DODAG can be achieved based on the RPL capability of having multiple parents for each node in a network, a subset of which is used to forward packets. In order for this subset to be defined, a RPL parent subset selection mechanism, which is among the responsibilities of the RPL Objective Function (OF), needs to have specific path information. This document describes OFs which implement multi-path routing for PRE and specifies the transmission of this specific path information.

This document describes a new objective function (OF) called the Common Ancestor (CA) OF. A detailed description is given of how the path information is used within the CA OF and how the subset of parents for forwarding packets is selected. This specification defines a new Objective Code Point (OCP) for the CA OF.

For the path information, this specification focuses on the extensions to the DAG Metric Container [[RFC6551](#)] required for providing the PRE mechanism a part of the information it needs to operate. This information is the RPL [[RFC6550](#)] parent address set of a node and it must be sent to potential children of the node. The RPL DIO Control Message is the canonical way of broadcasting this kind of information and therefore its DAG Metric Container [[RFC6551](#)] field is used to append a Node State and Attribute (NSA) object. The node's parent address set is stored as an optional TLV within the NSA object. This specification defines the type value and structure for the parent address set TLV.

2. Terminology

The key words "MUST", "MUST NOT", "REQUIRED", "SHALL", "SHALL NOT", "SHOULD", "SHOULD NOT", "RECOMMENDED", "MAY", and "OPTIONAL" in this document are to be interpreted as described in [RFC2119].

The draft uses the following Terminology:

Packet Replication and Elimination (PRE): A method which transmits multiple copies of a packet using multi-path forwarding over a multi-hop network and which consolidates multiple received packet copies to control flooding. See "Exploiting Packet Replication and Elimination in Complex Tracks in 6TiSCH LLNs" [[I-D.papadopoulos-6tisch-pre-reqs](#)] for more details.

Parent Set (PS): Given a RPL node, the set of its neighbor nodes which participate in the same RPL DODAG and which can potentially take the role of the node's preferred parent.

Alternative Parent (AP): A RPL parent in the parent set of a node which is used to forward a packet copy when replicating packets.

Alternative Parent (AP) Selection: The mechanism for choosing the next hop node to forward a packet copy when replicating packets.

Preferred Grand Parent (PGP): The preferred parent of the preferred parent of a node.

3. Common Ancestor Objective Function

In the RPL protocol, each node maintains a list of potential parents. For PRE, the Preferred Parent (PP) node is defined to be the same as the RPL DODAG Preferred Parent node. Furthermore, to construct an alternative path toward the root, in addition to the PP node, each node in the network registers an AP node as well from its Parent Set (PS).

There are multiple alternative methods of selecting the AP node. This functionality is included in the operation of the RPL Objective Function (OF). An OF which allows the two paths to remain correlated is detailed here. More specifically, when using this OF a node will select an AP node close to its PP node to allow the operation of overhearing between parents. For more details about overhearing and its use in this context see [Section 4.3](#). "Promiscuous Overhearing" in "Exploiting Packet Replication and Elimination in Complex Tracks in 6TiSCH LLNs" [[I-D.papadopoulos-6tisch-pre-reqs](#)]. If multiple potential APs match this condition, the AP with the lowest rank will be registered.

The OF described here is an extension of the The Minimum Rank with Hysteresis Objective Function [RFC6719] (MRHOF). In general, this OF extends MRHOF by specifying how an AP is selected. Importantly, the calculation of the rank of the node through each candidate neighbor and the selection of the PP is kept the same as in MRHOF.

The ways in which the CA OF modifies MRHOF in a section-by-section manner follows in detail:

3. The Minimum Rank with Hysteresis Objective Function:
Same as MRHOF extended to AP selection. Minimum Rank path selection and switching applies correspondingly to the AP with the extra CA requirement of having some match between ancestors.
 - 3.1. Computing the Path Cost: Same as MRHOF extended to AP selection. If a candidate neighbor does not fulfill the CA requirement then the path through that neighbor SHOULD be set to MAX_PATH_COST, the same value used by MRHOF. As a result, the node MUST NOT select the candidate neighbor as its AP.
 - 3.2. Parent Selection: Same as MRHOF extended to AP selection. To allow hysteresis, AP selection maintains a variable, `cur_ap_min_path_cost`, which is the path cost of the current AP.
 - 3.2.1. When Parent Selection Runs: Same as MRHOF.
 - 3.2.2. Parent Selection Algorithm: Same as MRHOF extended to AP selection. If the smallest path cost for paths through the candidate neighbors is smaller than `cur_ap_min_path_cost` by less than `PARENT_SWITCH_THRESHOLD` (the same variable as MRHOF uses), the node MAY continue to use the current AP. Additionally, if there is no PP selected, there MUST NOT be any AP selected as well. Finally, as with MRHOF, a node MAY include up to `PARENT_SET_SIZE-1` additional candidate neighbors in its alternative parent set. The value of `PARENT_SET_SIZE` is the same as in MRHOF.
 - 3.3. Computing Rank: Same as MRHOF.
 - 3.4. Advertising the Path Cost: Same as MRHOF.
 - 3.5. Working without Metric Containers: It is not possible to work without metric containers, since CA AP selection requires information from parents regarding their parent sets, which is transmitted via the NSA object in the DIO Metric Container.
4. Using MRHOF for Metric Maximization: Same as MRHOF.

5. MRHOF Variables and Parameters: Same as MRHOF extended to AP selection. The CA OFs operate like MRHOF for AP selection by maintaining separate:

AP: Corresponding to the MRHOF PP. Hysteresis is configured for AP with the same PARENT_SWITCH_THRESHOLD parameter as in MRHOF. The AP MUST NOT be the same as the PP.

Alternative parent set: Corresponding to the MRHOF parent set. The size is defined by the same PARENT_SET_SIZE parameter as in MRHOF. The Alternative parent set MUST be a non-strict subset of the parent set.

cur_ap_min_path_cost: Corresponding to the MRHOF cur_min_path_cost variable. To support the operation of the hysteresis function for AP selection.

6. Manageability: Same as MRHOF.

6.1. Device Configuration: Same as MRHOF.

6.2. Device Monitoring: Same as MRHOF.

Three OFs are defined which perform AP selection based on common ancestors, named Common Ancestor Strict, Common Ancestor Medium, and Common Ancestor Relaxed, depending on how restrictive the selection process is. A more restrictive method will limit flooding but might fail to select an appropriate AP, while a less restrictive one will more often find an appropriate AP but might increase flooding. The OFs are all represented with the same Objective Code Point (OCP): TBD1.

All three OFs apply their corresponding common ancestor criterion to filter the list of candidate neighbours in the alternative parent set. The AP is then selected from the alternative parent set based on Rank and using hysteresis as is done for the PP in MRHOF.

3.1. Common Ancestor Strict

In the CA Strict OF the node will check if its Preferred Grand Parent (PGP), the PP of its PP, is the same as the PP of the potential AP.

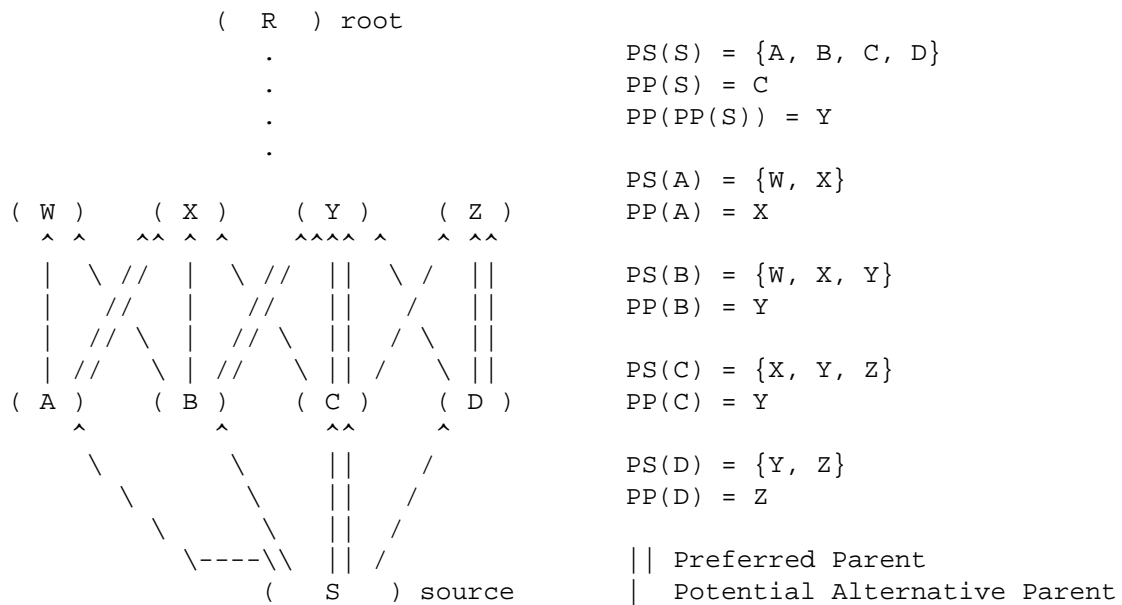


Figure 1: Example Common Ancestor Strict Alternative Parent Selection method

For example, in Figure 1, the source node S must know its grandparent sets through nodes A, B, C, and D. The Parent Sets (PS) and the Preferred Parents (PP) of nodes A, B, C, and D are shown on the side of the figure. The CA Strict parent selection method will select an AP for node S for which $PP(PP(S)) = PP(AP)$. Given that $PP(PP(S)) = Y$:

- o Node A: $PP(A) = X$ and therefore it is different than $PP(PP(S))$
 - o Node B: $PS(B) = Y$ and therefore it is equal to $PP(PP(S))$
 - o Node D: $PS(D) = Z$ and therefore it is different than $PP(PP(S))$
- node S can decide to use node B as its AP node, since $PP(PP(S)) = Y = PP(B)$.

3.2. Common Ancestor Medium

In the CA Medium OF the node will check if its Preferred Grand Parent (PGP), the PP of its PP, is contained in the PS of the potential AP.

Using the same example, in Figure 1, the CA Medium parent selection method will select an AP for node S for which $PP(PP(S))$ is in $PS(AP)$. Given that $PP(PP(S)) = Y$:

- o Node A: $PS(A) = \{W, X\}$ and therefore $PP(PP(S))$ is not in the set
 - o Node B: $PS(B) = \{W, X, Y\}$ and therefore $PP(PP(S))$ is in the set
 - o Node D: $PS(D) = \{Y, Z\}$ and therefore $PP(PP(S))$ is in the set
- node S can decide to use node B or D as its AP node.

3.3. Common Ancestor Relaxed

In the CA Relaxed OF the node will check if the Parent Set (PS) of its Preferred Parent (PP) has a node in common with the PS of the potential AP.

Using the same example, in Figure 1, the CA Relaxed parent selection method will select an AP for node S for which $PS(PP(S))$ has at least one node in common with $PS(AP)$. Given that $PS(PP(S)) = \{X, Y, Z\}$:

- o Node A: $PS(A) = \{W, X\}$ and the common nodes are $\{X\}$
- o Node B: $PS(B) = \{W, X, Y\}$ and the common nodes are $\{X, Y\}$
- o Node D: $PS(D) = \{Y, Z\}$ and the common nodes are $\{Y, Z\}$

node S can decide to use node A, B or D as its AP node.

3.4. Usage

The PS information can be used by any of the described AP selection methods or other ones not described here, depending on requirements. It is optional for all nodes to use the same AP selection method. Different nodes may use different AP selection methods, since the selection method is local to each node. For example, using different methods can be used to vary the transmission reliability in each hop.

4. Node State and Attribute (NSA) object type extension

In order to select their AP node, nodes need to be aware of their grandparent node sets. Within RPL [RFC6550], the nodes use the DODAG Information Object (DIO) Control Message to broadcast information about themselves to potential children. However, RPL [RFC6550], does not define how to propagate parent set related information, which is what this document addresses.

DIO messages can carry multiple options, out of which the DAG Metric Container option [RFC6551] is the most suitable structurally and semantically for the purpose of carrying the parent set. The DAG Metric Container option itself can carry different nested objects,

out of which the Node State and Attribute (NSA) [RFC6551] is appropriate for transferring generic node state data. Within the Node State and Attribute it is possible to store optional TLVs representing various node characteristics. As per the Node State and Attribute (NSA) [RFC6551] description, no TLV has been defined for use. This document defines one TLV for the purpose of transmitting a node's parent set.

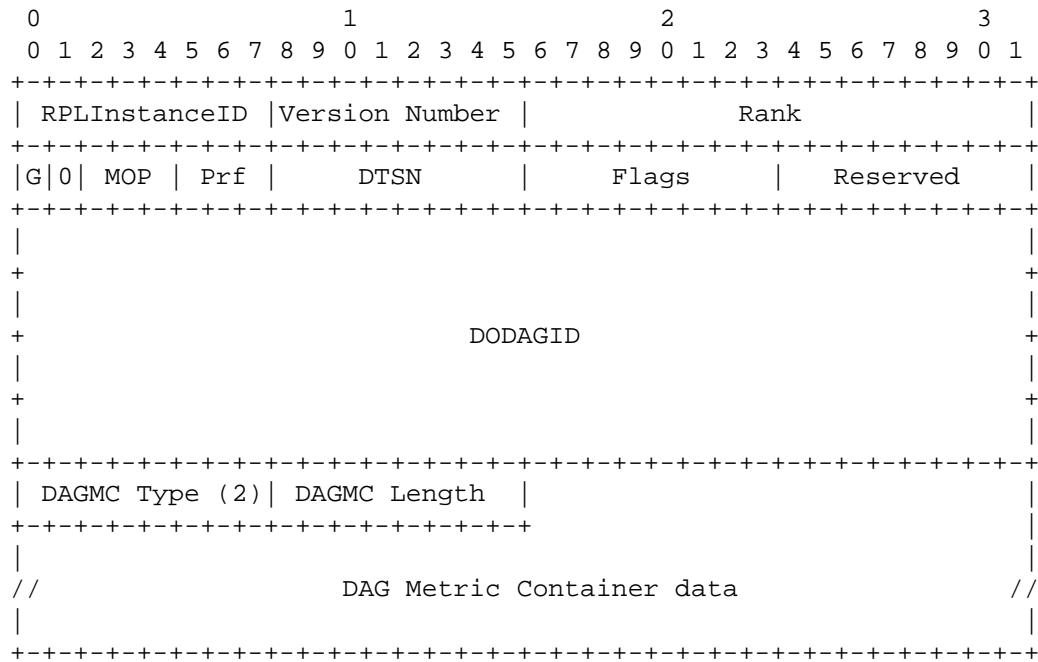


Figure 2: Example DIO Message with a DAG Metric Container option

Figure 2 shows the structure of the DIO Control Message when a DAG Metric Container option is included. The DAG Metric Container option type (DAGMC Type in Figure 2) has the value 0x02 as per the IANA registry for the RPL Control Message Options, and is defined in [RFC6550]. The DAG Metric Container option length (DAGMC Length in Figure 2) expresses the DAG Metric Container length in bytes. DAG Metric Container data holds the actual data and is shown expanded in Figure 3.

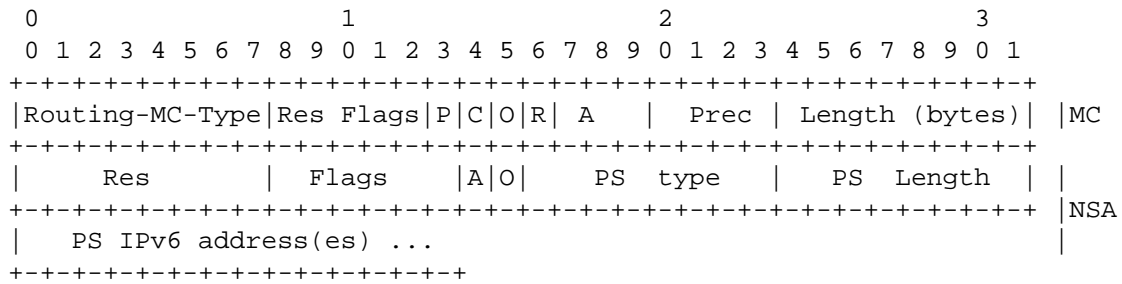


Figure 3: DAG Metric Container (MC) data with Node State and Attribute (NSA) object body and a TLV

The structure of the DAG Metric Container data in the form of a Node State and Attribute (NSA) object with a TLV in the NSA Optional TLVs field is shown in Figure 3. The first 32 bits comprise the DAG Metric Container header and all the following bits are part of the Node State and Attribute object body, as defined in [RFC6551]. This document defines a new TLV, which CAN be carried in the Node State and Attribute (NSA) object Optional TLVs field. The TLV is named Parent Set and is abbreviated as PS in Figure 3.

PS type: The type of the Parent Set TLV. The value is TBD2.

PS Length: The total length of the TLV value field (PS IPv6 address(es)) in bytes. The length is an integral multiple of 16, the number of bytes in an IPv6 address.

PS IPv6 address(es) One or more 128-bit IPv6 address(es) without any separator between them. The field consists of one IPv6 address per parent in the parent set. The parent addresses are listed in decreasing order of preference and not all parents in the parent set need to be included. The selection of how many parents from the parent set are to be included is left to the implementation. The number of parent addresses in the PS IPv6 address(es) field can be deduced by dividing the length of the PS IPv6 address(es) field in bytes by 16, the number of bytes in an IPv6 address.

4.1. Usage

The PS SHOULD be used in the process of parent selection, and especially in AP selection, since it can help the alternative path to not significantly deviate from the preferred path. The Parent Set is information local to the node that broadcasts it.

The PS is used only within NSA objects configured as constraints and is used as per [RFC6551]. As a result, the PS does not affect the calculation of the rank through candidate neighbors. It is only used with the CA OF to remove nodes which do not fulfill the CA OF criteria from the candidate neighbor list.

5. Controlling PRE

PRE is very helpful when the aim is to increase reliability for a certain path, however its use creates additional traffic as part of the replication process. It is conceivable that not all paths have stringent reliability requirements. Therefore, a way to control whether PRE is applied to a path's packets SHOULD be implemented. For example, a traffic class label can be used to determine this behavior per flow type as described in Deterministic Networking Architecture [I-D.ietf-detnet-architecture].

6. Security Considerations

The structure of the DIO control message is extended, within the pre-defined DIO options. Therefore, the security mechanisms defined in RPL [RFC6550] apply to this proposed extension.

7. IANA Considerations

This proposal requests the allocation of a new value TBD1 from the "Objective Code Point (OCP)" sub-registry of the "Routing Protocol for Low Power and Lossy Networks (RPL)" registry.

This proposal also requests the allocation of a new value TBD2 for the "Parent Set" TLV from the Routing Metric/Constraint TLVs sub-registry from IANA.

8. References

8.1. Informative references

[I-D.ietf-6tisch-architecture]

Thubert, P., "An Architecture for IPv6 over the TSCH mode of IEEE 802.15.4", [draft-ietf-6tisch-architecture-28](#) (work in progress), October 2019.

[I-D.ietf-detnet-architecture]

Finn, N., Thubert, P., Varga, B., and J. Farkas, "Deterministic Networking Architecture", [draft-ietf-detnet-architecture-13](#) (work in progress), May 2019.

- [I-D.papadopoulos-6tisch-pre-reqs]
Papadopoulos, G., Montavont, N., and P. Thubert,
"Exploiting Packet Replication and Elimination in Complex
Tracks in 6TiSCH LLNs", [draft-papadopoulos-6tisch-pre-reqs-02](#) (work in progress), July 2018.
- [RFC2119] Bradner, S., "Key words for use in RFCs to Indicate
Requirement Levels", [BCP 14](#), [RFC 2119](#),
DOI 10.17487/RFC2119, March 1997,
<<https://www.rfc-editor.org/info/rfc2119>>.
- [RFC6550] Winter, T., Ed., Thubert, P., Ed., Brandt, A., Hui, J.,
Kelsey, R., Levis, P., Pister, K., Struik, R., Vasseur,
JP., and R. Alexander, "RPL: IPv6 Routing Protocol for
Low-Power and Lossy Networks", [RFC 6550](#),
DOI 10.17487/RFC6550, March 2012,
<<https://www.rfc-editor.org/info/rfc6550>>.
- [RFC6551] Vasseur, JP., Ed., Kim, M., Ed., Pister, K., Dejean, N.,
and D. Barthel, "Routing Metrics Used for Path Calculation
in Low-Power and Lossy Networks", [RFC 6551](#),
DOI 10.17487/RFC6551, March 2012,
<<https://www.rfc-editor.org/info/rfc6551>>.
- [RFC6719] Gnawali, O. and P. Levis, "The Minimum Rank with
Hysteresis Objective Function", [RFC 6719](#),
DOI 10.17487/RFC6719, September 2012,
<<https://www.rfc-editor.org/info/rfc6719>>.

8.2. Other Informative References

- [IEEE802154]
IEEE standard for Information Technology, "IEEE Std
802.15.4 Standard for Low-Rate Wireless Personal Area
Networks (WPANs)", December 2015.

8.3. URIs

- [1] <https://github.com/ariskou/contiki/tree/draft-koutsiamanis-roll-nsa-extension>
- [2] <https://code.wireshark.org/review/gitweb?p=wireshark.git;a=commit;h=e2f6ba229f45d8ccae2a6405e0ef41f1e61da138>

Appendix A. Implementation Status

A research-stage implementation of the PRE mechanism using the proposed extension as part of a 6TiSCH IOT use case was developed at IMT Atlantique, France by Tomas Lagos Jenschke and Remous-Aris Koutsiamanis. It was implemented on the open-source Contiki OS and tested with the Cooja simulator. The DIO DAGMC NSA extension is implemented with a configurable number of parents from the parent set of a node to be reported.




Figure 4: Simulation Topology

The simulation setup is:

Topology: 32 nodes structured in regular grid as show in Figure 4.

Node S (source) is the only data packet sender, and send data to node R (root). The parent set of each node (except R) is all the nodes in the immediately higher row, the immediately above 6 nodes. For example, each node in {51, 52, 53, 54, 55, 56} is connected to all of {41, 42, 43, 44, 45, 46}. Node 11, 12, 13, 14, 15, 16 have a single upwards link to R.

MAC: TSCH with 1 retransmission

Platform: Cooja

Schedule: Static, 2 timeslots per link from each node to each parent in its parent set, 1 broadcast EB slot, 1 sender-based shared timeslot (for DIO and DIS) per node (total of 32).

Simulation lifecycle: Allow link formation for 100 seconds before starting to send data packets. Afterwards, S sends data packets to R. The simulation terminates when 1000 packets have been sent by S.

Radio Links: Every 60 s, a new Packet Delivery Rate is randomly drawn for each link, with a uniform distribution spanning the 70% to 100% interval.

Traffic Pattern: CBR, S sends one non-fragmented UDP packet every 5 seconds to R.

PS extension size: 3 parents.

Routing Methods:

- * RPL: The default RPL non-PRE implementation in Contiki OS.
- * 2nd ETX: PRE with a parent selection method which picks as AP the 2nd best parent in the parent set based on ETX.
- * CA Strict: As described in [Section 3.1](#).
- * CA Medium: As described in [Section 3.2](#).

Simulation results:

Routing Method	Average Packet Delivery Rate (%)	Average Traversed Nodes/packet (#)	Average Duplications/packet (#)
RPL	82.70	5.56	7.02
2nd ETX	99.38	14.43	31.29
CA Strict	97.32	9.86	18.23
CA Medium	99.66	13.75	28.86

Links:

- o Contiki OS DIO DAGMC NSA extension ([draft-koutsiamanis-roll-nsa-extension](#) branch) [1]

- o Wireshark dissectors (for the optional PS TLV) - currently merged / in master [2]

Authors' Addresses

Remous-Aris Koutsiamanis (editor)
IMT Atlantique
Office B00 - 126A
2 Rue de la Chataigneraie
Cesson-Sevigne - Rennes 35510
FRANCE

Phone: +33 299 12 70 49
Email: aris@ariskou.com

Georgios Papadopoulos
IMT Atlantique
Office B00 - 114A
2 Rue de la Chataigneraie
Cesson-Sevigne - Rennes 35510
FRANCE

Phone: +33 299 12 70 04
Email: georgios.papadopoulos@imt-atlantique.fr

Nicolas Montavont
IMT Atlantique
Office B00 - 106A
2 Rue de la Chataigneraie
Cesson-Sevigne - Rennes 35510
FRANCE

Phone: +33 299 12 70 23
Email: nicolas.montavont@imt-atlantique.fr

Pascal Thubert
Cisco Systems, Inc
Building D
45 Allee des Ormes - BP1200
MOUGINS - Sophia Antipolis 06254
FRANCE

Phone: +33 497 23 26 34
Email: pthubert@cisco.com