



# Minimum-energy measures for singular kernels

Luc Pronzato, Anatoly A. Zhigljavsky

## ► To cite this version:

Luc Pronzato, Anatoly A. Zhigljavsky. Minimum-energy measures for singular kernels. Journal of Computational and Applied Mathematics, 2021, 382. hal-02495643v2

**HAL Id: hal-02495643**

**<https://hal.science/hal-02495643v2>**

Submitted on 20 May 2020

**HAL** is a multi-disciplinary open access archive for the deposit and dissemination of scientific research documents, whether they are published or not. The documents may come from teaching and research institutions in France or abroad, or from public or private research centers.

L'archive ouverte pluridisciplinaire **HAL**, est destinée au dépôt et à la diffusion de documents scientifiques de niveau recherche, publiés ou non, émanant des établissements d'enseignement et de recherche français ou étrangers, des laboratoires publics ou privés.

# MINIMUM-ENERGY MEASURES FOR SINGULAR KERNELS

LUC PRONZATO\* AND ANATOLY ZHIGLJAVSKY†

**Abstract.** We develop algorithms for energy minimization for kernels with singularities. This problem arises in different fields, most notably in the construction of space-filling sequences of points where singularity of kernels guarantees a strong repelling property between these points. Numerical algorithms are based on approximating singular kernels by non-singular ones, subsequent discretization and solving non-singular discrete problems. For approximating singular kernels, we approximate an underlying completely monotone (briefly, CM) function with singularity by a bounded CM function with controlled accuracy. Theoretical properties of the suggested approximation are studied and some numerical results are shown.

**Keywords:** energy minimization, singular kernels, Riesz kernel, Riesz potential, space-filling design

AMS subject classifications: 62K99, 65D30, 65D99.

**1. Introduction: kernels and energies.** This section introduces the main concepts and formulates the most important results required for the following sections. It mostly follows [9], where the reader may find some proofs and more details. Subsection 1.12 discusses the motivation behind this research and describes the structure of the rest of the paper.

## 1.1. Main notation.

$\mathcal{X}$ : a compact subset of  $\mathbb{R}^d$ ;  $d \geq 1$ .

$\|\cdot\|$ : the Euclidean norm.

$\mathcal{M}$ : the set of finite signed Borel measures on  $\mathcal{X}$ .

$\mathcal{M}(q)$ : the set of signed measures with total mass  $q$ ,  $\mathcal{M}(q) = \{\mu \in \mathcal{M} : \mu(\mathcal{X}) = q\}$ .

$\mathcal{M}^+(1)$ : the set of Borel probability measures on  $\mathcal{X}$ .

$\mathcal{M}^+$ : the set of finite positive measures on  $\mathcal{X}$ .

$K$ : a kernel; that is, a continuous symmetric function  $K : \mathcal{X} \times \mathcal{X} \rightarrow \mathbb{R} \cup \{\infty\}$ ;  $K$  is (uniformly) bounded if  $K(\mathbf{x}, \mathbf{x}) < \infty$  for all  $\mathbf{x} \in \mathcal{X}$ ;  $K$  is singular if  $K(\mathbf{x}, \mathbf{x}) = +\infty$  for at least one  $\mathbf{x} \in \mathcal{X}$ . Further conditions on  $K$  will be specified in Section 1.2.

$\mathcal{E}_K(\nu)$ ,  $\nu \in \mathcal{M}$ : the energy of  $\nu$ ,

$$\mathcal{E}_K(\nu) = \int_{\mathcal{X}^2} K(\mathbf{x}, \mathbf{x}') \nu(d\mathbf{x}) \nu(d\mathbf{x}'). \quad (1.1)$$

$\mathcal{M}_K$ : the set of measures with finite energy,

$$\mathcal{M}_K = \{\nu \in \mathcal{M} : |\mathcal{E}_K(\nu)| < +\infty\}. \quad (1.2)$$

$P_\nu(\mathbf{x}) = P_{\nu, K}(\mathbf{x})$ : the potential of  $\nu \in \mathcal{M}$  at  $\mathbf{x}$ ,

$$P_\nu(\mathbf{x}) = \int_{\mathcal{X}} K(\mathbf{x}, \mathbf{x}') \nu(d\mathbf{x}'), \quad \mathbf{x} \in \mathcal{X}. \quad (1.3)$$

$\gamma_K(\mu, \nu)$ : the MMD (Maximum-Mean Discrepancy) between measures  $\mu, \nu \in \mathcal{M}$ ,

$$\gamma_K(\mu, \nu) = \mathcal{E}_K^{1/2}(\nu - \mu) = \left( \int_{\mathcal{X}^2} K(\mathbf{x}, \mathbf{x}') (\nu - \mu)(d\mathbf{x}) (\nu - \mu)(d\mathbf{x}') \right)^{1/2}. \quad (1.4)$$

†Cardiff University, UK; e-mail: Zhigljavskyya@cardiff.ac.uk (corresponding author)

\*Université Côte d'Azur, CNRS, I3S, France

CM (completely monotone) function:  $f : (0, \infty) \rightarrow \mathbb{R}^+$  is CM if  $f \in C^\infty(0, \infty)$  and

$$(-1)^k f^{(k)}(t) \geq 0, \quad \forall t \in (0, \infty); \quad k = 0, 1, \dots \quad (1.5)$$

BF (Bernstein function):  $g : (0, \infty) \rightarrow \mathbb{R}^+$  is a BF if  $g \in C^\infty(0, \infty)$  and  $g'$  is CM; see [13, p.15].

### 1.2. Kernels of interest.

**Definition 1.1.** A kernel  $K$  is Strictly Positive Definite (SPD) on  $\mathcal{M}$  if  $K$  is bounded and for all  $n \in \mathbb{N}$  and all pairwise different  $\mathbf{x}_1, \dots, \mathbf{x}_n \in \mathcal{X}$ , the matrix  $\mathbf{K}_n$  with elements  $\{\mathbf{K}_n\}_{i,j} = K(\mathbf{x}_i, \mathbf{x}_j)$  ( $i, j = 1, \dots, n$ ) is positive definite.

**Definition 1.2.** A kernel  $K$  is Integrally Strictly Positive Definite (ISPD) on  $\mathcal{M}$  if  $\mathcal{E}_K(\nu) > 0$  for any nonzero measure  $\nu \in \mathcal{M}$ .

**Definition 1.3.** A kernel  $K$  is Conditionally Integrally Strictly Positive Definite (CISPD) on  $\mathcal{M}$  when it is ISPD on  $\mathcal{M}(0)$ ; that is, when  $\mathcal{E}_K(\nu) > 0$  for all nonzero signed measures  $\nu \in \mathcal{M}$  such that  $\nu(\mathcal{X}) = 0$ .

An ISPD kernel is CISPD. A bounded ISPD kernel is SPD and defines an RKHS (Reproducing Kernel Hilbert Space)  $\mathcal{H}_K$ . For CISPD kernels  $K$ , the energy  $\mathcal{E}_K(\nu)$  can be negative. As for singular kernels  $K$  the energy  $\mathcal{E}_K(\cdot)$  can be infinite, we may have  $\mathcal{M}_K \neq \mathcal{M}$ , where  $\mathcal{M}_K$  is defined in (1.2). If  $K$  is SPD, then  $\mathcal{M}_K = \mathcal{M}$  and the potential  $P_\nu(\mathbf{x})$ , see (1.3), is well defined and finite for any  $\nu \in \mathcal{M}$  and  $\mathbf{x} \in \mathcal{X}$ . However, there always exists  $\nu \in \mathcal{M}_K$  such that  $P_\nu(\mathbf{x}_0)$  is infinite for some  $\mathbf{x}_0 \in \mathcal{X}$  when  $K$  is singular. A bounded kernel is CISPD if and only if it is characteristic; that is, it defines a metric on  $\mathcal{M}^+(1)$ .

### 1.3. Examples of kernels.

**Example 1.1** (Kernels constructed through CM functions). We consider two general ways of constructing kernels  $K(\cdot, \cdot)$  via CM functions.

Let  $f(\cdot)$  be a non-constant completely monotone (CM) function, see (1.5).

(a) For  $x, x' \in \mathbb{R}$ , define

$$K(x, x') = f(|x - x'|). \quad (1.6)$$

As follows from Theorem 2.4 of Section 2.1, if  $f(\cdot)$  is CM and also belongs to  $L_1((0, \infty))$  then the kernel (1.6) is ISPD.

(b) For  $\mathbf{x}, \mathbf{x}' \in \mathbb{R}^d$ , define

$$K(\mathbf{x}, \mathbf{x}') = f(\|\mathbf{x} - \mathbf{x}'\|^2). \quad (1.7)$$

The connection between  $K$  being SPD and  $f$  being CM is clarified in Theorem 2.3 of Section 2.1.  $\triangleleft$

In (1.6) and (1.7), the values of  $f$  and its derivatives at 0 may not be defined; in these cases, the function  $f$  is singular at 0 and hence the corresponding kernels  $K$  are singular. Examples of univariate CM functions with singularity at 0 are provided in Section 3.4.

**Example 1.2** (Some important bounded ISPD kernels).

- The squared exponential kernel  $K_\beta(\mathbf{x}, \mathbf{x}') = \exp(-\beta \|\mathbf{x} - \mathbf{x}'\|^2)$ ,  $\beta > 0$ .
- The isotropic Matérn kernels  $K_{\kappa, \beta}$  with shape parameter  $\kappa$ , in particular

$$K_{3/2, \beta}(\mathbf{x}, \mathbf{x}') = (1 + \sqrt{3}\beta \|\mathbf{x} - \mathbf{x}'\|) \exp(-\sqrt{3}\beta \|\mathbf{x} - \mathbf{x}'\|) \quad (\text{Matérn } 3/2)$$

and the exponential kernel  $K_{1/2, \beta}(\mathbf{x}, \mathbf{x}') = \exp(-\beta \|\mathbf{x} - \mathbf{x}'\|)$ ,  $\beta > 0$ .

- The generalized multiquadric kernel

$$K_{\alpha,\epsilon}(\mathbf{x}, \mathbf{x}') = (\|\mathbf{x} - \mathbf{x}'\|^2 + \epsilon)^{-\alpha/2}, \quad \epsilon > 0, \quad \alpha > 0.$$

**Example 1.3** (Bounded CISPD kernels). The kernels defined by

$$K^{(\alpha)}(\mathbf{x}, \mathbf{x}') = -\|\mathbf{x} - \mathbf{x}'\|^\alpha, \quad \alpha > 0, \quad (1.8)$$

are CISPD for  $\alpha \in (0, 2)$ , see [19]; the related distance-induced kernels

$$K'^{(\alpha)}(\mathbf{x}, \mathbf{x}') = \|\mathbf{x}\|^\alpha + \|\mathbf{x}'\|^\alpha - \|\mathbf{x} - \mathbf{x}'\|^\alpha, \quad \alpha > 0,$$

are CISPD for  $\alpha \in (0, 2)$ , but they are not SPD (in particular,  $K'^{(\alpha)}(\mathbf{0}, \mathbf{0}) = 0$ ). In [19],  $\mathcal{E}_{K'^{(\alpha)}}$  is called energy distance for  $\alpha = 1$  and generalized energy distance for general  $\alpha \in (0, 2]$ . For  $\alpha = 1$  and  $\mathcal{X} = [0, 1]$  the kernel  $K(x, x') = 1 - K^{(1)}(x, x') = 1 - |x - x'|$  is ISPD.  $\triangleleft$

**Example 1.4** (Singular ISPD kernels). The Riesz kernels

$$K_{(\alpha)}(\mathbf{x}, \mathbf{x}') = \|\mathbf{x} - \mathbf{x}'\|^{-\alpha}, \quad \alpha > 0, \quad (1.9)$$

are ISPD when  $0 < \alpha < d$ . When  $\alpha \geq d$ ,  $\mathcal{E}_{K_{(\alpha)}}(\mu)$  is infinite for any  $\mu \in \mathcal{M}$ .  $\triangleleft$

**Example 1.5** (Singular CISPD kernel). The logarithmic kernel

$$K_{(0)}(\mathbf{x}, \mathbf{x}') = -\log \|\mathbf{x} - \mathbf{x}'\| \quad (1.10)$$

is sometimes considered as a member of the Riesz family of kernels (1.9), as  $\alpha \rightarrow 0$ . Since  $K_{(0)}(\mathbf{x}, \mathbf{x}')$  tends to  $-\infty$  when  $\|\mathbf{x} - \mathbf{x}'\|$  tends to  $+\infty$ , it can only be used in the case when  $\mathcal{X}$  is compact. The kernel  $K_{(0)}$  is CISPD, see [5, p. 80].  $\triangleleft$

#### 1.4. Strict convexity of energy.

**Lemma 1.1.**

- (a)  $K$  is ISPD if and only if  $\mathcal{M}_K$  is convex and  $\mathcal{E}_K(\cdot)$  is strictly convex on  $\mathcal{M}_K$ .
- (b) Assume that  $K$  is bounded. Then,  $K$  is CISPD if and only if  $\mathcal{E}_K(\cdot)$  is strictly convex on  $\mathcal{M}(1)$ .

For a proof, see Lemmas 3.1 and 3.2 in [9]. Lemma 1.1 does not cover the case of singular CISPD kernels where a similar result can be proved. For instance, in view of [12, Sect. I.3], the energy  $\mathcal{E}_K(\cdot)$  is strictly convex on  $\mathcal{M}(1) \cap \mathcal{M}_K$  for the logarithmic kernel (1.10).

In the remaining part of the paper we assume that  $K$  is such that  $\mathcal{E}_K(\cdot)$  is strictly convex on  $\mathcal{M}(1) \cap \mathcal{M}_K$ , which is true in particular under the assumptions of Lemma 1.1.

**1.5. MMD as a Bregman divergence and a Jensen difference.** For  $\mu, \nu \in \mathcal{M}_K$ , denote by  $F_K(\mu; \nu)$  the directional derivative of  $\mathcal{E}_K(\cdot)$  at  $\mu$  in the direction  $\nu$ :

$$F_K(\mu; \nu) = \lim_{\alpha \rightarrow 0^+} \frac{\mathcal{E}_K[(1 - \alpha)\mu + \alpha\nu] - \mathcal{E}_K(\mu)}{\alpha}.$$

Straightforward calculation gives

$$F_K(\mu; \nu) = 2 \left[ \int_{\mathcal{X}^2} K(\mathbf{x}, \mathbf{x}') \nu(d\mathbf{x}) \mu(d\mathbf{x}') - \mathcal{E}_K(\mu) \right]. \quad (1.11)$$

The strict convexity of  $\mathcal{E}_K(\cdot)$  implies that  $\mathcal{E}_K(\nu) \geq \mathcal{E}_K(\mu) + F_K(\mu, \nu)$  for any  $\mu, \nu \in \mathcal{M}_K$ , with equality if and only if  $\nu = \mu$ .

The Bregman divergence (associated with the functional  $\mathcal{E}_K(\cdot)$ ) between measures in  $\mathcal{M}_K$  and between probability measures in  $\mathcal{M}^+(1) \cap \mathcal{M}_K$ , is

$$B_K(\mu, \nu) = \mathcal{E}_K(\nu) - [\mathcal{E}_K(\mu) + F_K(\mu, \nu)];$$

see [8, 11] for a general definition of Bregman divergence. By direct calculation,  $B_K(\mu, \nu) = B_K(\nu, \mu) = \mathcal{E}_K(\nu - \mu)$ , which allows us to define the squared MMD  $\gamma_K^2(\mu, \nu)$  as the Bregman divergence  $B_K(\mu, \nu)$ .

The Jensen difference (associated with  $\mathcal{E}_K(\cdot)$ ) is

$$\Delta_J(\mu, \nu) = (1/2)[\mathcal{E}_K(\mu) + \mathcal{E}_K(\nu)] - \mathcal{E}_K[(\mu + \nu)/2],$$

see [10] for a general definition of Jensen difference. Direct calculation gives

$$\gamma_K^2(\mu, \nu) = \mathcal{E}_K(\nu - \mu) = 4\Delta_J(\mu, \nu).$$

When  $\mathcal{E}_K(\cdot)$  is strictly convex on  $\mathcal{M}(1) \cap \mathcal{M}_K$ ,  $\gamma_K(\cdot, \cdot)$  defines a proper metric on the space of signed measures  $\mathcal{M}(1) \cap \mathcal{M}_K$  and on the space of probability measures  $\mathcal{M}^+(1) \cap \mathcal{M}_K$ . One may refer to [9] and the references therein for other interpretations of the MMD  $\gamma_K(\cdot, \cdot)$ .

**1.6. Minimum-energy probability measure.** From (1.3) and (1.11), the potential  $P_\mu(\mathbf{x})$  associated with  $\mu$  at  $\mathbf{x} \in \mathcal{X}$ , can be written as

$$P_\mu(\mathbf{x}) = \frac{1}{2} F_K(\mu; \delta_{\mathbf{x}}) + \mathcal{E}_K(\mu), \quad (1.12)$$

where  $\delta_{\mathbf{x}}$  is the delta-measure concentrated at  $\mathbf{x}$ .

**Theorem 1.1.** [9, Th. 3.1] *Assume that  $\mathcal{E}_K(\cdot)$  is strictly convex on  $\mathcal{M}^+(1) \cap \mathcal{M}_K$ . Then, (a) there always exists a unique minimum-energy probability measure, and (b)  $\mu_K^+ \in \mathcal{M}^+(1)$  is the minimum-energy probability measure on  $\mathcal{X}$  if and only if*

$$\forall \mathbf{x} \in \mathcal{X}, P_{\mu_K^+}(\mathbf{x}) \geq \mathcal{E}_K(\mu_K^+).$$

Statement (a) follows from the fact that  $\mathcal{X}$  is compact and therefore the set  $\mathcal{M}^+(1)$  is vaguely compact. Moreover, a measure  $\mu_K^+ \in \mathcal{M}^+(1)$  is the minimum-energy probability measure if and only if  $F_K(\mu_K^+; \nu) \geq 0$  for all  $\nu \in \mathcal{M}^+(1)$ , or equivalently, since  $\nu$  is a probability measure, if and only if  $F_K(\mu_K^+; \delta_{\mathbf{x}}) \geq 0$  for all  $\mathbf{x} \in \mathcal{X}$ . In view of (1.12), this is equivalent to the statement (b) of the theorem.

Note that, by construction,  $\int_{\mathcal{X}} P_{\mu_K^+}(\mathbf{x}) \mu_K^+(d\mathbf{x}) = \mathcal{E}_K(\mu_K^+)$ , implying  $P_{\mu_K^+}(\mathbf{x}) = \mathcal{E}_K(\mu_K^+)$  on the support of the minimum-energy probability measure  $\mu_K^+$ .

### 1.7. Minimum-energy signed measure.

**Theorem 1.2.** [9, Th. 3.2] *When  $\mathcal{E}_K(\cdot)$  is strictly convex on  $\mathcal{M}(1) \cap \mathcal{M}_K$ ,  $\mu_K^* \in \mathcal{M}(1)$  is the minimum-energy signed measure with total mass one on  $\mathcal{X}$  if and only if*

$$\forall \mathbf{x} \in \mathcal{X}, P_{\mu_K^*}(\mathbf{x}) = \mathcal{E}_K(\mu_K^*). \quad (1.13)$$

For a proof we just need to note that  $\mu_K^*$  is the minimum-energy measure in  $\mathcal{M}(1)$  if and only if  $F_K(\mu_K^*; \nu) = 0$  for all  $\nu \in \mathcal{M}(1)$  and this condition is equivalent to  $F_K(\mu_K^*; \delta_{\mathbf{x}}) = 0$  for all  $\mathbf{x} \in \mathcal{X}$ . In view of (1.12) this is exactly the condition (1.13).

The minimum-energy signed measure  $\mu_K^*$  may not exist, especially when the kernel  $K$  is differentiable; such cases include the squared exponential kernel, the generalized multiquadric kernel and isotropic Matérn kernels with shape parameter  $\kappa > 1$ , see Example 1.2.

When  $K$  is bounded, the minimum-energy signed measure supported on a finite set  $\{\mathbf{x}_1, \dots, \mathbf{x}_N\}$  always exists and has weights  $\mathbf{w}_N^*$  given by (1.14). Suppose that the  $N$  points  $x_i$  are equally spaced in  $\mathcal{X} = [0, 1]$  and consider the model with observations  $Y(x) = \beta + Z_x$ , where  $\beta \in \mathbb{R}$  and  $Z_x$  is a Gaussian random process with zero mean and correlation  $\mathbb{E}\{Z_x Z_{x'}\} = K(x, x')$ . Then,  $\hat{\beta}^N = (\mathbf{w}_N^*)^\top \mathbf{y}_N$ , with  $\mathbf{y}_N = (Y(x_1), \dots, Y(x_N))^\top$ , is the Best Linear Unbiased (BLUE) estimator of  $\beta$ . When the process  $Z_x$  has mean square derivatives of order 2 and higher, roughly speaking, for large  $N$  the construction of the (discrete) BLUE mimics the estimation of derivatives of  $Y(x)$  and the weights  $w_i^*$  strongly oscillate between large positive and negative values. Figure 1.1 shows the optimal weights  $(w_i^*/|w_i^*|)(\log_{10}(\max\{|w_i^*|, 1\}))$ , truncated to absolute values larger than 1 and in log scale, when  $x_i = (i-1)/(N-1)$ ,  $i = 1, \dots, N = 101$ . On the left panel, the kernel is  $K(x, x') = (1 + \sqrt{5}|x - x'| + 5|x - x'|^2/3) \exp(-\sqrt{5}|x - x'|)$  (Matérn 5/2), so that  $Z_x$  is twice mean-square differentiable; the construction of the BLUE mimics the estimation of the first and second order derivatives of  $Y$  at 0 and 1; on the right panel, the kernel is the generalized multiquadric  $K(x, x') = (|x - x'|^2 + 0.01)^{-1}$ . In both cases, there is no minimum-energy signed measure for  $K$ , its existence being related to that of a continuous BLUE for  $\beta$ . One may refer to [9] and [3, 4, 2] for more details.

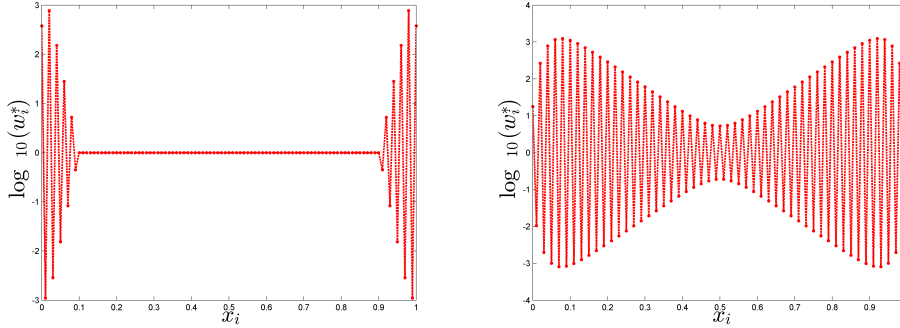


Figure 1.1: *BLUE weights  $(w_i^*/|w_i^*|) \log_{10}(\max\{|w_i^*|, 1\})$  for  $x_i = (i-1)/(N-1)$ ,  $i = 1, \dots, N = 101$ . Left:  $K(x, x') = (1 + \sqrt{5}|x - x'| + 5|x - x'|^2/3) \exp(-\sqrt{5}|x - x'|)$  (Matérn 5/2); Right:  $K(x, x') = (|x - x'|^2 + 0.01)^{-1}$  (generalized multiquadric).*

### 1.8. Sufficient conditions for the minimum-energy signed measure to be a probability measure.

**Theorem 1.3.** [9, Th. 3.3] *Assume that  $K$  is ISPD and translation invariant, with  $K(\mathbf{x}, \mathbf{x}') = F(\mathbf{x} - \mathbf{x}')$  and  $F$  continuous, twice differentiable except at the origin, with Laplacian  $\Delta_F(\mathbf{x}) = \sum_{i=1}^d \partial^2 F(\mathbf{x}) / \partial x_i^2 \geq 0$ ,  $\mathbf{x} \neq \mathbf{0}$ . Then there exists a unique minimum-energy signed measure  $\mu_K^*$  in  $\mathcal{M}(1)$ , and  $\mu_K^*$  is a probability measure.*

The weaker condition  $F(x - x') = f(|x - x'|)$  with  $f(\cdot)$  convex on  $(0, \infty)$  is sufficient when  $d = 1$ . When  $d \geq 2$  with  $F(\mathbf{x} - \mathbf{x}') = f(\|\mathbf{x} - \mathbf{x}'\|)$ ,  $f(\cdot)$  must have a singularity at 0 to have  $\Delta_F(\mathbf{x}) \geq 0$  for all  $\mathbf{x} \neq \mathbf{0}$ . For the Riesz kernels  $K_{(\alpha)}$  of (1.9), we have

$\Delta(\|\mathbf{x}\|^{-\alpha}) = \alpha(\alpha + 2 - d)/\|\mathbf{x}\|^{\alpha+2}$ ,  $\mathbf{x} \neq \mathbf{0}$ . Therefore, the conditions of the theorem are met when  $d > 2$  and  $\alpha \in (0, d - 2]$ . For the logarithmic kernel (1.10), we have  $\Delta(-\log \|\mathbf{x}\|) = (2 - d)/\|\mathbf{x}\|^2$ ,  $\mathbf{x} \neq \mathbf{0}$  and the conclusions of the theorem remain valid for  $d = 1, 2$ , although the kernel is only CISPd.

**1.9. Separable kernels.** Consider the case of the so-called separable (tensor product) kernels

$$K(\mathbf{x}, \mathbf{x}') = \prod_{i=1}^d K_i(x_i, x'_i)$$

on  $\mathcal{X} = \mathcal{X}_1 \times \dots \times \mathcal{X}_d$ , where the  $K_i$  are univariate bounded (C)ISPD kernels. The following properties can be verified.

- If each  $\mathcal{E}_{K_i}(\cdot)$  is strictly convex on  $\mathcal{M}(1) \cap \mathcal{M}_{K_i}$  for  $\mathcal{X}_i$ , then  $\mathcal{E}_K(\cdot)$  is strictly convex on  $\mathcal{M}(1) \cap \mathcal{M}_K$  for  $\mathcal{X}$ ; see [18].
- The minimum-energy probability measure  $\mu_K^+$  is the product of univariate minimum-energy probability measures  $\mu_{K_i}^+$ :  $\mu_K^+(\mathrm{d}\mathbf{x}) = \prod_{i=1}^d \mu_{K_i}^+(\mathrm{d}x_i)$ .
- If the minimum-energy signed measure  $\mu_{K_i}^*$  for  $K_i$  on  $\mathcal{X}_i$  exists for each  $i$ , then the minimum-energy signed measure  $\mu_K^*$  for  $K$  on  $\mathcal{X}$  exists and equals  $\mu_K^*(\mathrm{d}\mathbf{x}) = \prod_{i=1}^d \mu_{K_i}^*(\mathrm{d}x_i)$ .
- If, for each  $i$ , the minimum-energy signed measure  $\mu_{K_i}^*$  for  $K_i$  on  $\mathcal{X}_i$  exists and coincides with  $\mu_{K_i}^+$ , the minimum-energy probability measure for  $K_i$  on  $\mathcal{X}_i$ , then  $\mu_K^*$  for  $K$  on  $\mathcal{X}$  exists and coincides with  $\mu_K^+$ , the minimum-energy probability measure for  $K$  on  $\mathcal{X}$ .

**1.10. Numerical construction of minimum-energy signed measures for bounded kernels: discrete case.** Assume that the set  $\mathcal{X}$  is discrete:  $\mathcal{X} = \mathcal{X}_N = \{\mathbf{x}_1, \dots, \mathbf{x}_N\}$  and the kernel  $K$  is SPD (and thus bounded). Let  $\mathbf{1}_N = (1, 1, \dots, 1)^\top$  be the vector of ones of size  $N$  and  $\mathbf{K} = (K(\mathbf{x}_i, \mathbf{x}_j))_{i,j=1,\dots,N}$ . The energy of the measure  $\zeta_N$  that assigns weights  $w_j$  to the points  $\mathbf{x}_j$  ( $j = 1, \dots, N$ ) is then  $\mathcal{E}_K(\zeta_N) = \Phi(\mathbf{w}_N) = \mathbf{w}_N^\top \mathbf{K} \mathbf{w}_N$ , where  $\mathbf{w}_N = (w_1, \dots, w_N)^\top$ . The vector of weights corresponding to the minimum-energy signed measure  $\zeta_N^*$  of total mass one can be easily computed:

$$\mathbf{w}_N^* = \mathbf{K}^{-1} \mathbf{1}_N / (\mathbf{1}_N^\top \mathbf{K}^{-1} \mathbf{1}_N), \quad (1.14)$$

giving

$$\Phi(\mathbf{w}_N^*) = \min_{\mathbf{w}} \Phi(\mathbf{w}) = 1 / (\mathbf{1}_N^\top \mathbf{K}^{-1} \mathbf{1}_N),$$

where the minimum is taken over all vectors  $\mathbf{w} = (w_1, \dots, w_N)^\top$  such that  $\mathbf{1}_N^\top \mathbf{w} = w_1 + \dots + w_N = 1$ . The potential of  $\zeta_N^*$  is the vector with constant entries  $\mathbf{p}_{\mathbf{w}_N^*} = \mathbf{K} \mathbf{w}_N^* = \mathbf{1}_N / (\mathbf{1}_N^\top \mathbf{K}^{-1} \mathbf{1}_N)$ .

**1.11. Numerical construction of optimal measures for SPD kernels: general case.** We approximate a general set  $\mathcal{X}$  with a finite set  $\mathcal{X}_N = \{\mathbf{x}_1, \dots, \mathbf{x}_N\}$  and in this way we approximate the original problem of finding the optimal measure  $\zeta^*$  (either signed or probability) minimizing the energy  $\mathcal{E}_K(\mu)$  with the discrete problem of minimizing  $\Phi(\mathbf{w}) = \mathbf{w}^\top \mathbf{K} \mathbf{w}$ , where  $\mathbf{K} = (K(\mathbf{x}_i, \mathbf{x}_j))_{i,j=1,\dots,N}$ . In both classes of discrete measures (signed or probability), this problem has a unique solution; in the class of signed measures, this solution is given by (1.14). As shown below, in many interesting cases the optimal (discrete) measure  $\zeta_N^*$  is a probability measure, and it

is easy to construct an accurate approximation of the optimal continuous measure  $\zeta^*$  from  $\zeta_N^*$ ; for example, in the case  $\mathcal{X} \subset \mathbb{R}$  we can build either piecewise constant, or continuous piecewise linear, approximations.

**1.12. Motivation behind the research and structure of the rest of the paper.** The motivation behind this research is two-fold.

- (1) For any PD kernel  $K$  and a probability measure  $\nu$ , minus energy  $-\mathcal{E}_K(\nu)$  is the so-called Rao's quadratic entropy introduced and studied by C.R. Rao, see e.g. [10, 11]. This entropy has wide-spread applications in many applied fields, especially in biology. Maximum-entropy (and hence minimum-energy) measures are very natural objects to study for different classes of kernels, including singular ones. The authors have considered minimum-energy measures for the case of Riesz kernels in several previous papers, see for example, [14, 15, 9]. The present paper broadly extends this research.
- (2) Consider the MMD  $\gamma_K(\mu, \nu)$  defined in (1.4) in the case when the measure  $\mu$  is uniform on  $\mathcal{X}$ . Methods for the approximate computation of MMD  $\gamma_K(\mu, \nu)$  and the sequential minimization of this MMD (which is the energy for the measure  $\mu - \nu$ ) with respect to  $\nu$  in the case of singular kernels is important for the methodology of construction of space-filling sequences of points, as singularity of the kernel guarantees an automatic repelling property of these points. This methodology is the subject of a recent paper [9] by the present authors.

The structure of the rest of the paper is as follows. Section 2 contains the main results and describes the principal algorithmic schemes. This section has five parts.

Section 2.1 summarizes properties of CM and Bernstein functions required later on. It also relates CM functions to PD and ISPD kernels. In Section 2.2 we develop our main approximation of a CM function with singularity at 0 by bounded CM functions, and in Theorem 2.5 we study properties of this family of functions. In Section 2.3, we discuss properties of a pre-Hilbert space associated with a singular kernel and of the RKHS of the PD kernels constructed from CM functions of Theorem 2.5. In Sections 2.4 and 2.5, we develop an algorithm for approximating minimum-energy measures of singular kernels. This algorithm is based on the following: (a) the methodology developed in Section 2.2; (b) a discretization of the set  $\mathcal{X}$ ; (c) the numerical construction of minimum-energy signed measures for bounded kernels in the discrete case, as formulated in Section 1.10; and (d) the use of piecewise constant functions for approximating densities of the minimum-energy measures. In Section 3, the methodology of Section 2 is further detailed and numerically investigated in the case of Riesz kernels on  $\mathcal{X} = [0, 1]$ .

## 2. Approximation of a CM function with singularity at 0 by a sequence of bounded CM functions.

**2.1. CM functions and Bernstein functions (BF).** As formulated in Section 1.1, a function  $f : (0, \infty) \rightarrow \mathbb{R}^+$  is completely monotone (CM) if  $f \in C^\infty(0, \infty)$  and (1.5) holds. If  $f$  is a non-constant CM function, then the inequalities (1.5) are necessarily strict for all  $t > 0$  and all  $k = 1, 2, \dots$ ; see [13, Remark 1.5].

In this section, we formulate several important auxiliary results on completely monotone and Bernstein functions.

**Theorem 2.1.** [13, Th. 1.4] (Bernstein).  *$f$  is a CM function if and only if it is*

the Laplace transform of a nonnegative Borel measure  $\mu$  on  $[0, \infty)$ :

$$f(x) = \int_0^\infty e^{-tx} \mu(dt). \quad (2.1)$$

**Theorem 2.2.** [13, Th. 3.2] (**Levy-Khinchine representation**). A function  $g : (0, \infty) \rightarrow \mathbb{R}^+$  is a BF if and only if

$$g(x) = a + bx + \int_0^\infty (1 - e^{-tx}) \nu(dt) \quad (2.2)$$

where  $a, b \geq 0$  and  $\nu$  is a nonnegative measure on  $(0, \infty)$  with  $\int_0^\infty \min(1, t) \nu(dt) < \infty$ . The triplet  $(a, b, \nu)$  uniquely determines  $g$  and vice versa.

If  $g$  is a BF of the form (2.2), then  $f = g'$  is CM with the measure  $\mu$  of (2.1) being

$$\mu(dt) = b \delta_0(dt) + t \nu(dt), \quad (2.3)$$

where  $\delta_0(dt)$  is the delta-measure concentrated at 0. According to [13, Proposition 3.4], for a completely monotone function  $f$  with measure  $\mu$ , there exists a BF  $g$  such that  $f = g'$  if and only if the measure  $\mu$  of (2.1) satisfies

$$\int_0^\infty \frac{1}{1+t} \mu(dt) < \infty. \quad (2.4)$$

In this case, we can set  $g(t) = \int_0^t f(u) du$ .

The relation between non-constant CM functions and SPD kernels is characterized by the following result, essentially proved by Shoenberg in [16].

**Theorem 2.3.** [20, Th. 7.13 & 7.14] Let  $\psi : [0, \infty) \rightarrow \mathbb{R}$  be a non-constant bounded function and define the kernel  $K : \mathbb{R}^d \times \mathbb{R}^d \rightarrow \mathbb{R}$  by  $K(\mathbf{x}, \mathbf{x}') = \psi(\|\mathbf{x} - \mathbf{x}'\|^2)$ , where  $\|\cdot\|$  is the Euclidean norm. Then  $\psi$  is CM if and only if the kernel  $K$  is SPD for any  $d = 1, 2, \dots$

Note that Theorem 2.1 and the fact that the exponential kernel  $K_{1/2, \beta}(\mathbf{x}, \mathbf{x}') = \exp(-\beta\|\mathbf{x} - \mathbf{x}'\|)$ ,  $\beta > 0$ , is ISPD, implies that if  $f$  is a non-constant, CM and bounded function, then the kernel  $K(\mathbf{x}, \mathbf{x}') = f(\|\mathbf{x} - \mathbf{x}'\|)$  is bounded and ISPD (and therefore SPD). Also, as shown in [13], having the kernel  $K(\mathbf{x}, \mathbf{x}') = -\psi(\|\mathbf{x} - \mathbf{x}'\|^2)$  CISP for a continuous  $\psi$  requires  $\psi$  to be a BF.

We also have the following property for unbounded kernels constructed from CM functions.

**Theorem 2.4.** [6, Corollary 8] Let  $f : (0, \infty) \rightarrow \mathbb{R}$  be an  $L_1$  CM function, possibly with singularity at zero. Then the kernel  $K : \mathbb{R} \times \mathbb{R} \rightarrow \mathbb{R}$  defined by  $K(x, x') = f(|x - x'|)$  is ISPD.

Unlike Theorem 2.3, Theorem 2.4 deals with one-dimensional case only. The authors are unaware of any generalization of Theorem 2.4 to kernels in  $\mathbb{R}^d$ .

**2.2. Approximating family.** Assume that a non-constant function  $f$  is CM with the measure  $\mu$  of (2.1) satisfying (2.4). Then  $f = g'$ , where  $g(t) = \int_0^t f(u) du$  is a BF. The value  $f(0)$  may be undefined; that is,  $f(0+) = \lim_{t \rightarrow 0+} f(t) \leq +\infty$ . Our aim is to construct a family of CM functions  $f_\varepsilon$  such that  $f_\varepsilon(0+) = \lim_{t \rightarrow 0+} f_\varepsilon(t) < \infty$  for all  $\varepsilon > 0$  and  $\lim_{\varepsilon \rightarrow 0} f_\varepsilon(t) = f(t)$  for all  $t > 0$ .

The family is given by

$$f_\varepsilon(t) = \begin{cases} f(t) = g'(t), & \varepsilon = 0 \\ \frac{1}{\varepsilon} \int_t^{t+\varepsilon} f(s) ds = \frac{1}{\varepsilon} [g(t+\varepsilon) - g(t)], & \varepsilon > 0. \end{cases} \quad (2.5)$$

It satisfies the following important properties.

**Theorem 2.5.** *Let  $f$  be a non-constant CM function with the measure  $\mu$  of (2.1) satisfying (2.4). Consider the family of functions (2.5), where  $g(t) = \int_0^t f(u) du$ . Then*

- (i) *the functions  $f_\varepsilon$  are CM for all  $\varepsilon \geq 0$ ,*
- (ii) *the functions  $f_\delta - f_\varepsilon$  are CM for all  $0 \leq \delta < \varepsilon$ ,*
- (iii) *the functions  $\varepsilon f_\varepsilon - \delta f_\delta$  are CM for all  $0 < \delta < \varepsilon$ .*

*Proof.*

(i) Consider the form (2.2) for the function  $g$ . Then, for any  $\varepsilon > 0$ , the function  $f_\varepsilon$  from (2.5) can be written as

$$f_\varepsilon(x) = b + \frac{1}{\varepsilon} \int_0^\infty e^{-tx} (1 - e^{-\varepsilon t}) \nu(dt). \quad (2.6)$$

Another form of (2.6) is

$$f_\varepsilon(x) = \int_0^\infty e^{-tx} \mu_\varepsilon(dt), \quad (2.7)$$

where  $\mu_\varepsilon(dt) = b \delta_0(dt) + h_\varepsilon(t) \nu(dt)$  and

$$h_\varepsilon(t) = \begin{cases} t & \text{for } \varepsilon = 0, \\ \frac{1}{\varepsilon} (1 - e^{-\varepsilon t}) & \text{for } \varepsilon > 0; \end{cases} \quad (2.8)$$

the expression for  $h_0(t)$  follows from (2.3). Since  $h_\varepsilon(t) > 0$  for all  $\varepsilon \geq 0$  and  $t > 0$ , Theorem 2.1 implies that the functions  $f_\varepsilon$  are CM for all  $\varepsilon \geq 0$ .

(ii) Assume  $0 < \delta < \varepsilon$  and consider (2.7) and the similar representation for  $f_\delta$ . Then, for all  $t > 0$  we have

$$f_\delta(x) - f_\varepsilon(x) = \int_0^\infty e^{-tx} [\mu_\delta - \mu_\varepsilon](dt), \quad (2.9)$$

where

$$[\mu_\delta - \mu_\varepsilon](dt) = [h_\delta(t) - h_\varepsilon(t)] \nu(dt). \quad (2.10)$$

The measure  $[h_\delta(t) - h_\varepsilon(t)] \nu(dt)$  is positive since, for any  $t > 0$ , we have  $h_\delta(t) - h_\varepsilon(t) > 0$ . Indeed, for any fixed  $t > 0$ , the function  $h_\varepsilon(t)$ , considered as a function of  $\varepsilon \in (0, \infty)$ , is strictly positive and strictly decreasing; the former has been noted in the proof of (i) and the latter follows from

$$\frac{\partial h_\varepsilon(t)}{\partial \varepsilon} = \frac{(1 + \varepsilon t) e^{-\varepsilon t} - 1}{\varepsilon^2}$$

and from the easily verifiable fact that the function  $\omega(s) = (1 + s)e^{-s} - 1$  is strictly negative for all  $s > 0$ .

Consider now the case  $\delta = 0$ . The expressions (2.9) and (2.10) are still valid but now we need to justify that

$$h_0(t) - h_\varepsilon(t) = t - \frac{1}{\varepsilon} (1 - e^{-\varepsilon t}) = \frac{t\varepsilon + e^{-\varepsilon t} - 1}{\varepsilon}$$

is positive for all  $\varepsilon > 0$  and all  $t > 0$ . This follows from the fact that the function  $\omega_0(s) = s + e^{-s} - 1$  is strictly positive for all  $s > 0$ .

(iii) Using (2.8), we obtain similarly to (2.9) and (2.10):

$$\delta f_\delta(x) - \varepsilon f_\varepsilon(x) = \int_0^\infty e^{-tx} [\delta\mu_\delta - \varepsilon\mu_\varepsilon](dt),$$

with

$$\begin{aligned} [\delta\mu_\delta - \varepsilon\mu_\varepsilon](dt) &= b(\varepsilon - \delta)\delta_0(dt) + [\delta h_\delta(t) - \varepsilon h_\varepsilon(t)]\nu(dt) \\ &= b(\varepsilon - \delta)\delta_0(dt) + [e^{-\varepsilon t} - e^{-\delta t}]\nu(dt). \end{aligned}$$

In view of Theorem 2.2,  $b \geq 0$ . As  $0 < \delta < \varepsilon$ , we have  $b(\varepsilon - \delta) \geq 0$  and  $e^{-\varepsilon t} - e^{-\delta t} > 0$  for all  $t > 0$ . Therefore, the measure  $[\delta\mu_\delta - \varepsilon\mu_\varepsilon](dt)$  is positive and hence, by Theorem 2.1, the function  $\delta f_\delta - \varepsilon f_\varepsilon$  is CM.  $\square$

One may notice that (2.6) implies that the Fourier transform of  $x \in \mathbb{R} \rightarrow f_\varepsilon(|x|) \in \mathbb{R}^+$  is

$$\lambda \in \mathbb{R} \rightarrow \widehat{f}_\varepsilon(\lambda) = b\delta(d\lambda) + \int_0^\infty \frac{2t(1 - e^{-\varepsilon t})}{\varepsilon(t^2 + 4\pi^2\lambda^2)}\nu(dt), \quad \varepsilon > 0,$$

with  $\nu$  the measure in (2.6) (and in agreement with [17, Th. 9],  $\widehat{f}_\varepsilon(\lambda) > 0$  for all  $\lambda > 0$ , and the kernel  $K_\varepsilon$  defined by  $K_\varepsilon(x, x') = f_\varepsilon(|x - x'|)$  is characteristic).

Four simple examples of CM functions and approximating families are given below. Note that in examples (a) and (b) the function  $f(t)$  is bounded at 0;  $0 < \alpha < 1$  in examples (b)-(d).

- (a)  $f(t) = e^{-\beta t}$ ,  $\beta > 0$ :  $f_\varepsilon(t) = c_{\varepsilon, \beta} f(t)$  with  $c_{\varepsilon, \beta} = (1 - e^{-\beta\varepsilon})/(\beta\varepsilon)$ .
- (b)  $f(t) = 1/(1+t)^{1+\alpha}$ :  $f_\varepsilon(t) = [(1+t)^{-\alpha} - (1+t+\varepsilon)^{-\alpha}]/(\alpha\varepsilon)$ .
- (c)  $f(t) = 1/t^{1-\alpha}$ :  $f_\varepsilon(t) = ((t+\varepsilon)^\alpha - t^\alpha)/(\alpha\varepsilon)$ .
- (d)  $f(t) = 1/(t^{1-\alpha}(1+t)^{1+\alpha})$ :  $f_\varepsilon(t) = [(1+1/(t+\varepsilon))^{-\alpha} - (1+1/t)^{-\alpha}]/(\alpha\varepsilon)$ .

**2.3. Pre-Hilbert space associated with a singular kernel.** Let  $\mathcal{X} = [0, 1]$  and  $f$  be a non-degenerate CM function with singularity at 0. Assume, like in Section 2.2, that the measure  $\mu$  of (2.1) satisfies (2.4). Define the kernel  $K : \mathcal{X} \times \mathcal{X} \rightarrow \mathbb{R}$  by  $K(x, x') = f(|x - x'|)$ ,  $x, x' \in \mathcal{X}$ .

Consider the family of functions  $\{f_\varepsilon\}_{\varepsilon>0}$  defined by (2.5). In view of Theorem 2.5 all these functions are CM and bounded. Using the construction of Theorem 2.4, create the SPD kernels

$$K_\varepsilon(x, x') = f_\varepsilon(|x - x'|). \quad (2.11)$$

Denote by  $\mathcal{H}(K_\varepsilon)$  the RKHS associated with  $K_\varepsilon(\cdot, \cdot)$ ,  $\varepsilon > 0$ . All these RKHS  $\mathcal{H}(K_\varepsilon)$  are equivalent to  $\mathcal{H}(K_1)$  since, according to (ii) and (iii) of Theorem 2.5,  $f_\delta - f_\varepsilon$  and  $(\varepsilon/\delta)f_\varepsilon - f_\delta$  are CM functions for  $0 < \delta < \varepsilon$ , and, from [1, Th. 12],  $\mathcal{H}(K) \subset \mathcal{H}(K')$  if and only if there exists a constant  $c > 0$  such that  $cK' - K$  is positive definite.

Denote the scalar product in  $\mathcal{H}(K_\varepsilon)$  by  $\langle \cdot, \cdot \rangle_\varepsilon$ . For a function  $g \in \mathcal{H}(K_\varepsilon)$ , consider the norms  $\|g\|_\varepsilon = \sqrt{\langle g, g \rangle_\varepsilon}$  with  $\varepsilon > 0$ . Then, for any  $g \in \mathcal{H}(K_1)$  with  $0 < \|g\|_1 < \infty$  and for  $0 < \varepsilon' < \varepsilon$ , we have  $(\varepsilon'/\varepsilon)\|g\|_\varepsilon < \|g\|_{\varepsilon'} < \|g\|_\varepsilon$ . Therefore, there exists a limit

$$\|g\|_0 = \lim_{\varepsilon \rightarrow 0} \|g\|_\varepsilon,$$

with  $0 \leq \|g\|_0 < \|g\|_1$ . However, since  $K$  is unbounded, it does not define an RKHS  $\mathcal{H}_{K_0} = \mathcal{H}_K$ .

For any  $\epsilon > 0$ , we may nevertheless consider the set of potentials  $P_{\nu, K_\epsilon}(\cdot)$ , which, for  $\nu \in \mathcal{M}$ , is dense in  $\mathcal{H}(K_\epsilon)$ . We then have  $\|P_{\nu, K_\epsilon}\|_\epsilon = \mathcal{E}_{K_\epsilon}^{1/2}(\nu)$ , and, for any  $\nu \in \mathcal{M}$ ,  $\nu \neq 0$ , and for  $0 < \epsilon' < \epsilon$ ,  $\mathcal{E}_{K_{\epsilon'}}(\nu) - \mathcal{E}_{K_\epsilon}(\nu) = \int_{\mathcal{X}^2} f_{\epsilon, \epsilon'}(x, x') \nu(dx) \nu(dx')$ , with  $f_{\epsilon, \epsilon'}(x, x') = f_{\epsilon'}(|x - x'|) - f_\epsilon(|x - x'|)$ . Therefore,  $\mathcal{E}_{K_{\epsilon'}}(\nu) - \mathcal{E}_{K_\epsilon}(\nu) > 0$  since  $f_{\epsilon'} - f_\epsilon$  is CM; see Theorem 2.4. Denoting  $\|\nu\|_\epsilon = \|P_{\nu, K_\epsilon}\|_\epsilon$ ,  $\nu \in \mathcal{M}$ , we thus have  $\|\nu\|_\epsilon < \|\nu\|_{\epsilon'}$  for  $0 < \epsilon' < \epsilon$ ; there exists a limit

$$\|\nu\|_0 = \lim_{\epsilon \rightarrow 0} \|\nu\|_\epsilon \leq \infty,$$

and the set of measures  $\nu$  such that  $\|\nu\|_0 < \infty$  coincides with  $\mathcal{M}_K$ , the set of signed measures with finite energy, see (1.2). The set  $\mathcal{P}(K)$  of potentials  $P_{\nu, K}(\cdot)$  for  $\nu \in \mathcal{M}_K$ , equipped with the scalar product  $\langle g, g' \rangle_0 = \lim_{\epsilon \rightarrow 0} \langle g, g' \rangle_\epsilon$ , defines a pre-Hilbert space ( $\mathcal{P}(K)$  is not a Hilbert space as it is not complete). Note that, unlike the spaces  $\mathcal{H}(K_\epsilon)$  with  $\epsilon > 0$ ,  $\mathcal{P}(K)$  does not contain potentials of delta-measures  $\delta_x$ ,  $x \in \mathcal{X}$ .

**2.4. Discrete approximations.** In this section, we apply the methodology of Section 1.10 and construct discrete approximations of minimum-energy signed measures of total mass one on  $\mathcal{X} = [0, 1]$  for kernels  $K_\epsilon$  defined by (2.11) with  $f_\epsilon$  constructed as in Section 2.2.

Take  $\epsilon > 0$  and an integer  $N$ . Choose  $N$  design points  $x_1, \dots, x_N$  in  $[0, 1]$  (for example, set  $x_k = (k - 1)/(N - 1)$ ,  $k = 1, \dots, N$ ), form the matrix  $\mathbf{K}_{\epsilon, N} = (f_\epsilon(|x_i - x_j|))_{i, j=1, \dots, N}$  and compute the minimum-energy signed measure  $\zeta_{\epsilon, N}^*$  in  $\mathcal{M}(1)$  supported on the  $x_i$ . The optimal weights are given by (1.14),

$$\mathbf{w}_{\epsilon, N}^* = \mathbf{w}_N^*(K_\epsilon) = \mathbf{K}_{\epsilon, N}^{-1} \mathbf{1}_N / \left( \mathbf{1}_N^\top \mathbf{K}_{\epsilon, N}^{-1} \mathbf{1}_N \right), \quad (2.12)$$

and the minimum value of the discrete energy  $\Phi_{\epsilon, N}(\mathbf{w}) = \mathbf{w}^\top \mathbf{K}_{\epsilon, N} \mathbf{w}$  for measures of total mass one is

$$\mathcal{E}_{K_\epsilon}(\zeta_{\epsilon, N}^*) = \Phi_{\epsilon, N}(\mathbf{w}_{\epsilon, N}^*) = 1 / \left( \mathbf{1}_N^\top \mathbf{K}_{\epsilon, N}^{-1} \mathbf{1}_N \right).$$

For a fixed  $\epsilon > 0$ , the kernel  $K_\epsilon$  is ISPD, see Section 2.1. Since the function  $f_\epsilon$  is convex, Theorem 1.3 implies that the minimum-energy signed measure  $\mu_{K_\epsilon}^*$  in  $\mathcal{M}(1)$  exists and is a probability measure, obtained as the solution of condition (1.13) in Theorem 1.2. Therefore, if the design points  $x_i$  are such that  $\max_{x \in [0, 1]} \min_i |x - x_i| \rightarrow 0$  as  $N \rightarrow \infty$ , we have  $\mathcal{E}_{K_\epsilon}(\zeta_{\epsilon, N}^*) \rightarrow \mathcal{E}_{K_\epsilon}(\mu_{K_\epsilon}^*)$ . This implies that

$$\begin{aligned} \gamma_{K_\epsilon}^2(\zeta_{\epsilon, N}^*, \mu_{K_\epsilon}^*) &= \mathcal{E}_{K_\epsilon}(\zeta_{\epsilon, N}^* - \mu_{K_\epsilon}^*) \\ &= \mathcal{E}_{K_\epsilon}(\zeta_{\epsilon, N}^*) + \mathcal{E}_{K_\epsilon}(\mu_{K_\epsilon}^*) - 2 \sum_{i=1}^N w_{\epsilon, N, i}^* \int K_\epsilon(x_i, x) \mu_{K_\epsilon}^*(dx) \\ &= \mathcal{E}_{K_\epsilon}(\zeta_{\epsilon, N}^*) - \mathcal{E}_{K_\epsilon}(\mu_{K_\epsilon}^*) \rightarrow 0 \text{ as } N \rightarrow \infty. \end{aligned}$$

Moreover, when the  $x_i$  are obtained from an infinite sequence  $\{x_1, x_2, \dots\}$  satisfying  $\max_{x \in [0, 1]} \min_i |x - x_i| \rightarrow 0$  as  $N \rightarrow \infty$ , the convergence is monotone; that is,  $\gamma_{K_\epsilon}(\zeta_{\epsilon, N}^*, \mu_{K_\epsilon}^*) \downarrow 0$ . However, for any fixed  $N$ ,  $\mathcal{E}_{K_\epsilon}(\zeta_{\epsilon, N}^*) = \Phi_{\epsilon, N}(\mathbf{w}_{\epsilon, N}^*)$  tends to  $\infty$  as  $\epsilon \rightarrow 0$ . As discrete measures cannot be used for kernels with singularities, we shall use an absolutely continuous version of  $\zeta_{\epsilon, N}^*$  having weights (2.12). The construction is described in the next section.

**2.5. Approximations with piecewise constant densities.** Let  $0 \leq x_1 < \dots < x_N \leq 1$  be the support points of a discrete probability measure  $\zeta_N$  and  $w_k \geq 0$  ( $k = 1, \dots, N$ ) be the corresponding weights with  $\sum_{k=1}^N w_k = 1$ . Define the  $N + 1$  points  $z_i$  by

$$z_j = (x_j + x_{j+1})/2, \quad j = 1, \dots, N-1 \text{ and } z_0 = 0, \quad z_N = 1.$$

We partition the interval  $[0, 1]$  into  $N$  non-intersecting intervals  $I_j = [z_{j-1}, z_j]$  ( $j = 1, \dots, N$ ), with respective lengths  $l_j = z_j - z_{j-1}$ . We have  $l_j > 0$  for all  $j = 1, \dots, N$  and  $\sum_j l_j = 1$ . Define the piecewise constant function

$$p_N(t) = \begin{cases} w_j/l_j & \text{if } t \in I_j \text{ for some } j = 1, \dots, N, \\ 0 & \text{if } t \notin [0, 1]. \end{cases} \quad (2.13)$$

We have  $p_N(t) \geq 0$  for all  $t$ ,  $\int_0^1 p_N(t) dt = \sum_{j=1}^N w_j = 1$ , and therefore  $p_N$  is a probability density function. We shall use it as a continuous approximation of  $\zeta_N$ . Note that if  $x_j = (j-1)/(N-1)$ ,  $j = 1, \dots, N$ , then  $l_1 = l_N = 1/[2(N-1)]$  whereas  $l_i = 1/(N-1)$  for  $i = 2, \dots, N-1$ .

Denote by  $\tilde{\zeta}_N$  the measure having the density (2.13). Then its energy (1.1) for  $K(x, y) = f(|x - y|)$  can be written as

$$\begin{aligned} \mathcal{E}_K(\tilde{\zeta}_N) &= \int_0^1 \int_0^1 K(x, y) p_N(x) p_N(y) dx dy \\ &= 2 \sum_{i=2}^N \frac{w_i}{l_i} \int_{I_i} \left[ \sum_{j=1}^{i-1} \frac{w_j}{l_j} \int_{I_j} f(x - y) dy \right] dx + \sum_{i=1}^N \frac{w_i^2}{l_i^2} \int_{I_i} \int_{I_i} f(|x - y|) dx dy \\ &= \mathbf{w}_N^\top \tilde{\mathbf{K}}_N \mathbf{w}_N, \end{aligned}$$

where  $\mathbf{w}_N = (w_1, \dots, w_N)^\top$  and  $\tilde{\mathbf{K}}_N$  is symmetric with

$$\begin{aligned} (\tilde{\mathbf{K}}_N)_{i,i} &= \frac{1}{l_i^2} \int_{z_{i-1}}^{z_i} \left[ \int_{z_{i-1}}^x f(x - y) dy + \int_x^{z_i} f(y - x) dy \right] dx \text{ and} \\ (\tilde{\mathbf{K}}_N)_{j,i} &= \frac{1}{l_i l_j} \int_{z_{i-1}}^{z_i} \left[ \int_{z_{j-1}}^{z_j} f(x - y) dy \right] dx \text{ for } j < i. \end{aligned}$$

We can therefore obtain  $\mathcal{E}_K(\tilde{\zeta}_N)$  in closed-form when closed-form expressions for

$$\int_a^b \left[ \int_a^t f(t - s) ds \right] dt \text{ and } \int_c^d \left[ \int_a^b f(t - s) ds \right] dt \quad (2.14)$$

are available for any  $0 \leq a \leq b \leq c \leq d \leq 1$ . In that case, if there exists a minimum-energy measure  $\mu_K^* \in \mathcal{M}(1)$  on  $[0, 1]$  for the kernel  $K$ , the minimum energy measure  $\tilde{\zeta}_N^*$  of total mass one, for  $K$ , among those having piecewise constant densities  $p_N(t)$  on the partition above, gives an approximation of  $\mu_K^*$ . The optimal measure  $\tilde{\zeta}_N^*$ , with density  $p_N^*(t)$ , is characterized by the weights

$$\tilde{\mathbf{w}}_N^* = \mathbf{w}_N^*(\tilde{K}) = \tilde{\mathbf{K}}_N^{-1} \mathbf{1}_N / (\mathbf{1}_N^\top \tilde{\mathbf{K}}_N^{-1} \mathbf{1}_N). \quad (2.15)$$

Also, developments similar to those in Section 2.4 give

$$\gamma_K^2(\tilde{\zeta}_N^*, \mu_K^*) = \mathcal{E}_K(\tilde{\zeta}_N^*) - \mathcal{E}_K(\mu_K^*), \quad (2.16)$$

which is well defined for singular kernels.

The potential  $\tilde{P}_N(x)$  for the measure with density  $p_N(t)$  can be computed in a similar way for  $x$  in any  $I_j$ ,  $j = 1, \dots, N$ . Indeed, for any  $x \in I_j = [z_j, z_{j+1})$ , we have

$$\begin{aligned} \tilde{P}_N(x) &= \int_0^1 K(x, y) p_N(y) dy = \sum_{i=1}^N \frac{w_i}{l_i} \int_{I_i} f(|x - y|) dy \\ &= \sum_{i=1}^{j-1} \frac{w_i}{l_i} \int_{z_i}^{z_{i+1}} f(x - y) dy + \frac{w_j}{l_j} \int_{z_j}^{z_{j+1}} f(|x - y|) dy + \sum_{k=j+1}^N \frac{w_k}{l_k} \int_{z_k}^{z_{k+1}} f(y - x) dy \\ &= \sum_{i=1}^{j-1} \frac{w_i}{l_i} \int_{z_i}^{z_{i+1}} f(x - y) dy + \sum_{k=j+1}^N \frac{w_k}{l_k} \int_{z_k}^{z_{k+1}} f(y - x) dy \\ &\quad + \frac{w_j}{l_j} \left( \int_{z_j}^x f(x - y) dy + \int_x^{z_{j+1}} f(y - x) dy \right). \end{aligned}$$

This expression for  $\tilde{P}_N(x)$  can be used in particular to check how close the potential  $\tilde{P}_N^*(x)$  associated with  $p_N^*(t)$  is to being constant for  $x \in [0, 1]$ .

The construction above can be applied to the discrete approximations  $\zeta_{\varepsilon, N}^*$  of Section 2.4. We denote by  $\tilde{\zeta}_{\varepsilon, N}$  the measure with piecewise constant density and weights  $\mathbf{w}_{\varepsilon, N}^*$  given by (2.12), and by  $\tilde{\zeta}_{\varepsilon, N}^*$  the measure with piecewise constant density having weights  $\tilde{\mathbf{w}}_{\varepsilon, N}^* = \mathbf{w}_N^*(\tilde{K}_\varepsilon)$  given by (2.15) with  $K_\varepsilon(x, y) = f_\varepsilon(|x - y|)$ ,  $\varepsilon \geq 0$ .

When  $K(x, x') = f(|x - x'|)$  with  $f$  singular at zero and  $\mu_K^*$  exists, we can compute the MMD discrepancies  $\gamma_K(\tilde{\zeta}_{\varepsilon, N}, \mu_K^*)$  and  $\gamma_K(\tilde{\zeta}_{\varepsilon, N}^*, \mu_K^*)$ , see (2.16), and plot them as functions of  $\varepsilon$ . This is done in the next section for the Riesz kernels; see Fig. 3.8.

### 3. Case study: Riesz kernels on $[0, 1]$ .

**3.1. Riesz kernels and associated optimal measures.** Consider the function  $f_\alpha(t) = t^{-\alpha}$  ( $0 < \alpha < 1$ ) on  $t \in (0, 1]$ , and the associated kernel

$$K(t, s) = f_\alpha(|t - s|) = |t - s|^{-\alpha}, \quad t, s \in [0, 1], \quad t \neq s. \quad (3.1)$$

In this case, the minimizing measure  $\mu^* = \mu_\alpha^*$  for the energy functional (1.1) is known: it is a probability measure with density

$$\phi_\alpha(t) = c_\alpha [t(1 - t)]^{(\alpha-1)/2}, \quad t \in [0, 1], \quad c_\alpha = \frac{\Gamma(\alpha + 1)}{[\Gamma(\frac{\alpha+1}{2})]^2}. \quad (3.2)$$

That is,  $\mu^*$  corresponds to the Beta-distribution with parameters  $(\alpha + 1)/2, (\alpha + 1)/2$  on  $[0, 1]$ . We have

$$\begin{aligned} \int_0^1 K(t, s) \phi_\alpha(s) ds &= \int_0^t \frac{1}{(t - s)^\alpha} \phi_\alpha(s) ds + \int_t^1 \frac{1}{(s - t)^\alpha} \phi_\alpha(s) ds \\ &= c_\alpha \frac{\pi}{\cos(\pi\alpha/2)} = \Phi_\alpha^*, \end{aligned}$$

where

$$\Phi_{\alpha}^* = \frac{\pi\Gamma(\alpha+1)}{\cos(\pi\alpha/2) [\Gamma(\frac{\alpha+1}{2})]^2} = \min_{\mu \in \mathcal{M}(1)} \Phi(\mu).$$

Values of  $\Phi_{\alpha}^*$  are plotted in Fig 3.1, left; normalized values  $(\Phi_{\alpha}^*)^{1-\alpha}$  are plotted in Fig 3.1, right.

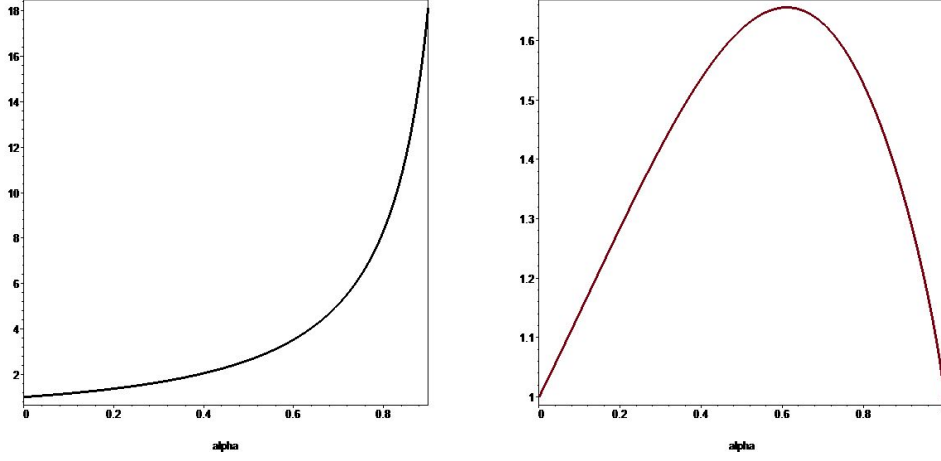


Figure 3.1: *Left: values of  $\Phi_{\alpha}^*$  for  $\alpha \in [0, 0.9]$ . Right: values of  $(\Phi_{\alpha}^*)^{1-\alpha}$  for  $\alpha \in [0, 1]$ .*

Note that for the kernel (3.1) we have the following exact formulas for (2.14):

$$\begin{aligned} \int_a^b \left[ \int_a^t (t-s)^{-\alpha} ds \right] dt &= \frac{(b-a)^{2-\alpha}}{(1-\alpha)(2-\alpha)}; \\ \int_c^d \left[ \int_a^b (t-s)^{-\alpha} ds \right] dt &= \frac{(d-a)^{2-\alpha} + (c-b)^{2-\alpha} - (d-b)^{2-\alpha} - (c-a)^{2-\alpha}}{(1-\alpha)(2-\alpha)}. \end{aligned}$$

To compute the potentials for measures  $\mu = \mu_N$  having the density (2.13) we use the following formulas for  $x \in I_j = [z_j, z_{j+1}]$ :

$$\begin{aligned} P_{\mu_N}(x) &= \int_0^1 K(x, y) p_N(y) dy = \sum_{i=0}^N \frac{w_i}{l_i} \int_{I_i} f_{\alpha}(|x-y|) dy \\ &= \sum_{i=0}^{j-1} \frac{w_i}{l_i} \int_{z_i}^{z_{i+1}} (x-y)^{-\alpha} dy + \frac{w_j}{l_j} \int_{z_j}^{z_{j+1}} |x-y|^{-\alpha} dy + \sum_{k=j+1}^N \frac{w_k}{l_k} \int_{z_k}^{z_{k+1}} (y-x)^{-\alpha} dy \\ &= \frac{1}{1-\alpha} \left[ \sum_{i=0}^{j-1} \frac{w_i}{l_i} [(x-z_i)^{1-\alpha} - (x-z_{i+1})^{1-\alpha}] + \frac{w_j}{l_j} [(x-z_j)^{1-\alpha} + (z_{j+1}-x)^{1-\alpha}] \right. \\ &\quad \left. + \sum_{k=j+1}^N \frac{w_k}{l_k} [(z_{k+1}-x)^{1-\alpha} - (z_k-x)^{1-\alpha}] \right]. \end{aligned}$$

**3.2. Efficiency of the uniform probability measure.** Let  $\mu_0$  be the uniform probability measure on  $[0, 1]$ . We define its efficiency as

$$\text{eff}(\mu_0) = \frac{\Phi_\alpha^*}{\Phi_\alpha(\mu_0)} = \frac{(1-\alpha)(2-\alpha) \cos(\pi\alpha/2) [\Gamma(\frac{\alpha+1}{2})]^2}{2\pi\Gamma(\alpha+1)}, \quad (3.3)$$

where

$$\Phi_\alpha(\mu_0) = \mathcal{E}_K(\mu_0) = \int_0^1 \int_0^1 |t-s|^{-\alpha} dt ds = \frac{2}{(1-\alpha)(2-\alpha)} \quad (3.4)$$

is the energy of the uniform measure. For all values of  $\alpha \in [0, 1)$  this efficiency is quite high, see Fig 3.2, left (the lowest value is  $\simeq 0.98135$  which is achieved at  $\alpha \simeq 0.36253$ ). The accuracy of the approximation of the energy of  $\mu_0$  is therefore indicative of what is happening in terms of approximation of the optimal measure  $\mu_\alpha^*$ .

The potential of the uniform measure is

$$P_{\mu_0;\alpha}(t) = \int_0^1 |t-s|^{-\alpha} ds = \int_0^t (t-s)^{-\alpha} ds + \int_t^1 (s-t)^{-\alpha} ds = \frac{t^{1-\alpha} + (1-t)^{1-\alpha}}{1-\alpha}.$$

This potential and its average value  $\Phi_\alpha(\mu_0) = \int_0^1 P_{\mu_0;\alpha}(t) \mu_0(dt)$  are plotted in Fig 3.2, right, for  $\alpha = 0.5$ . As can be seen from this figure, despite  $\mu_0$  has high efficiency, there is still room for improvement, since the potential of  $\mu_\alpha^*$  is a constant function.

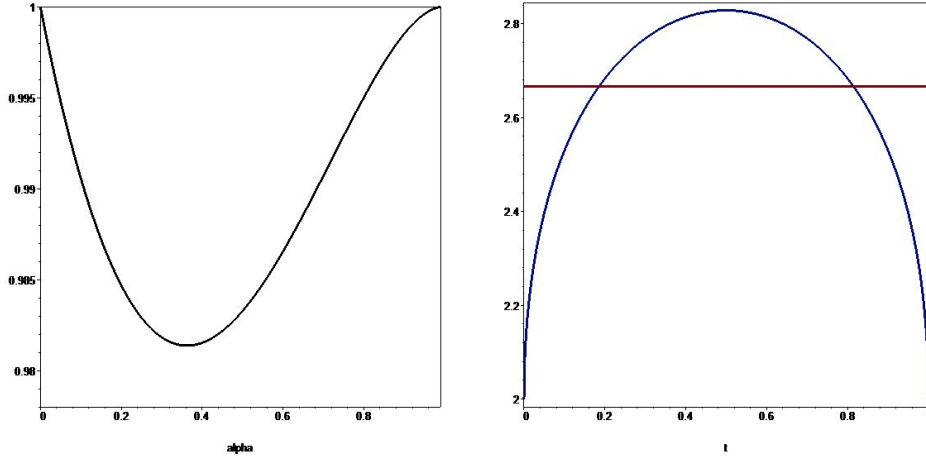


Figure 3.2: *Left: efficiency of the uniform measure computed by (3.3) for  $\alpha \in [0, 1]$ . Right: Potential of the uniform measure  $P_{\mu_0;\alpha}(t)$  and its average value  $\Phi_\alpha(\mu_0)$ , see (3.4), computed for  $\alpha = 0.5$ .*

**3.3. Approximation of  $f_\alpha$  by  $f_{\varepsilon,\alpha}$ .** The Bernstein function associated with  $f_\alpha(t) = t^{-\alpha}$  is  $g(t) = t^{1-\alpha}/(1-\alpha)$ ,  $t \geq 0$ , and the functions  $f_\varepsilon$  from (2.5) are

$$f_{\varepsilon,\alpha}(t) = \frac{(t+\varepsilon)^{1-\alpha} - t^{1-\alpha}}{\varepsilon(1-\alpha)}, \quad t \geq 0. \quad (3.5)$$

We can also write

$$f_\alpha(x) = \frac{1}{\Gamma(\alpha)} \int_0^\infty e^{-tx} t^{\alpha-1} dt, \quad x > 0,$$

$$f_{\varepsilon,\alpha}(x) = \frac{1}{\varepsilon \Gamma(\alpha)} \int_0^\infty e^{-tx} (1 - e^{-\varepsilon t}) t^{\alpha-2} dt, \quad x \geq 0,$$

and  $f_{\varepsilon,\alpha}(x) < f_\alpha(x)$  for all  $x > 0$  and  $\varepsilon > 0$  since  $(1 - e^{-z})/z < 1$  for all  $z > 0$ . Let  $\widehat{f}_\alpha(\lambda)$  and  $\widehat{f}_{\varepsilon,\alpha}(\lambda)$  respectively denote the Fourier transforms of the functions  $x \rightarrow f_\alpha(|x|)$  and  $x \rightarrow f_{\varepsilon,\alpha}(|x|)$ ,  $x \in \mathbb{R}$ . They are given by

$$\widehat{f}_\alpha(\lambda) = \frac{2 \sin(\alpha \pi/2) \Gamma(1 - \alpha)}{|2\pi\lambda|^{1-\alpha}},$$

$$\widehat{f}_{\varepsilon,\alpha}(\lambda) = \frac{2}{\varepsilon \Gamma(\alpha)} \int_0^\infty \frac{(1 - e^{-\varepsilon t}) t^{\alpha-1}}{t^2 + 4\pi^2 \lambda^2} dt,$$

with  $\widehat{f}_{\varepsilon,\alpha}(\lambda) < \widehat{f}_\alpha(\lambda)$  for all  $\lambda > 0$  and  $\varepsilon > 0$ . Figure 3.3 presents  $f_\alpha(t)$  (red solid line) and  $f_{\varepsilon,\alpha}(t)$  (blue dashed lines) as functions of  $t \geq 10^{-4}$ , for  $\alpha = 0.5$  (left panel) and  $\alpha = 0.75$  (right panel); the values of  $f_{\varepsilon,\alpha}(0)$  are indicated by a dot,  $\varepsilon = 0.001$  for the dashed curve closest to  $f_\alpha$  and  $\varepsilon = 0.01$  for the other. Figure 3.4 shows  $\widehat{f}_\alpha(\lambda)$  (red solid line) and  $\widehat{f}_{\varepsilon,\alpha}(\lambda)$  (blue dashed lines) as functions of  $\lambda \geq 10^{-2}$ , for  $\alpha = 0.5$  (left panel) and  $\alpha = 0.75$  (right panel);  $\varepsilon = 0.001$  for the dashed curve closest to  $\widehat{f}_\alpha$  and  $\varepsilon = 0.01$  for the other.

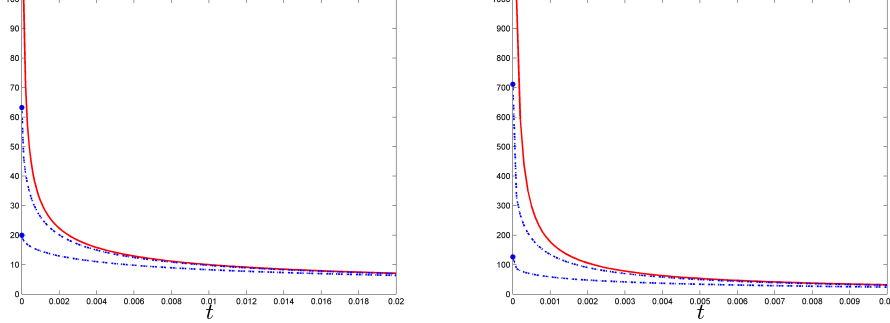


Figure 3.3:  $f_\alpha(t) = t^{-\alpha}$  (red solid line) and  $f_{\varepsilon,\alpha}(t)$  (blue dashed line, top:  $\varepsilon = 0.001$ , bottom:  $\varepsilon = 0.01$ ) as functions of  $t \geq 10^{-4}$ ;  $f_{\varepsilon,\alpha}(0)$  is indicated by a dot. Left:  $\alpha = 0.5$ ; right:  $\alpha = 0.75$ .

Denote by  $\mathcal{H}_{\varepsilon,\alpha} = \mathcal{H}(K_{\varepsilon,\alpha})$  the RKHS associated with the kernel

$$K_{\varepsilon,\alpha}(t, s) = f_{\varepsilon,\alpha}(|t - s|), \quad t, s \in [0, 1], \quad (3.6)$$

where  $f_{\varepsilon,\alpha}$  is given in (3.5). From Section 2.3, for a fixed  $\alpha$  all  $\mathcal{H}_{\varepsilon,\alpha}$ ,  $\varepsilon > 0$ , are equivalent to  $\mathcal{H}_{1,\alpha}$ . Also, any function  $g \in \mathcal{H}_{\varepsilon,\alpha}$ , with Fourier transform  $\widehat{g}$ , satisfies

$$\|g\|_{\mathcal{H}_{\varepsilon,\alpha}}^2 = \int_{-\infty}^\infty \frac{|\widehat{g}(\lambda)|^2}{\widehat{f}_{\varepsilon,\alpha}(\lambda)} d\lambda > \|g\|_{0,\alpha}^2 = \int_{-\infty}^\infty \frac{|\widehat{g}(\lambda)|^2}{\widehat{f}_\alpha(\lambda)} d\lambda,$$

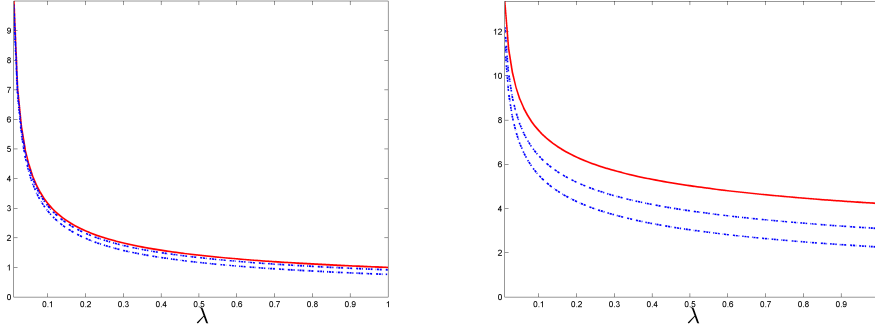


Figure 3.4:  $\widehat{f}_\alpha(\lambda)$  (red solid line) and  $\widehat{f}_{\varepsilon,\alpha}(\lambda)$  (blue dashed line, top:  $\varepsilon = 0.001$ , bottom:  $\varepsilon = 0.01$ ) as functions of  $\lambda \geq 10^{-2}$ . Left:  $\alpha = 0.5$ ; right:  $\alpha = 0.75$ .

see Section 2.3. We have in particular

$$\|f_{\varepsilon,\alpha}\|_{0,\alpha}^2 = \frac{1}{\Gamma^2(\alpha)\Gamma(1-\alpha)\sin^2(\alpha\pi/2)} \int_0^\infty \int_0^\infty \frac{(1-e^{-\varepsilon t})(1-e^{-\varepsilon t'})(t'^\alpha - t^\alpha)}{\varepsilon^2 t t' (t'^2 - t^2)} dt dt'.$$

The functions  $g$  such that  $\|g\|_{0,\alpha} < \infty$  must satisfy  $\widehat{g}(\lambda) = o(\lambda^{\alpha/2-1})$  for  $\lambda \rightarrow 0+$  and  $\lambda \rightarrow \infty$ . Only the behavior of  $\widehat{g}(\lambda)$  for  $\lambda \rightarrow \infty$  is important when we restrict our attention to functions  $g$  defined on  $[0, 1]$ , and  $\|g\|_{0,\alpha} < \infty$  implies  $\|g\|_{0,\alpha'} < \infty$  when  $0 < \alpha < \alpha' < 1$ .

Now we study the quality of approximation of the kernel (3.1) by the family of kernels  $K_{\varepsilon,\alpha}$  in (3.6). The energies of the uniform measure with respect to kernels (3.6) are

$$\Phi_{\alpha,\varepsilon}(\mu_0) = \int_0^1 \int_0^1 f_{\varepsilon,\alpha}(|t-s|) dt ds = 2 \frac{(1+\varepsilon)^{3-\alpha} - \varepsilon^{3-\alpha} - (3-\alpha)\varepsilon^{2-\alpha} - 1}{\varepsilon(1-\alpha)(2-\alpha)(3-\alpha)}. \quad (3.7)$$

Since  $f_{\varepsilon,\alpha}(t) < f_\alpha(t) = t^{-\alpha}$  for all  $\alpha \in (0, 1)$  and  $t > 0$ , we have  $\Phi_{\alpha,\varepsilon}(\mu_0) < \Phi_\alpha(\mu_0)$  for all  $\alpha \in (0, 1)$ . Values of the ratio  $\Phi_{\alpha,\varepsilon}(\mu_0)/\Phi_\alpha(\mu_0)$  are plotted in Fig 3.5, left. We can deduce from this figure that if  $\alpha$  is not very close to 1 (that is, when the singularity is not very strong), then  $f_{\varepsilon,\alpha}$  can be considered as an accurate approximation of  $f_\alpha$ , even for  $\varepsilon$  not very small. Note that the case when the singularity of the kernel is strong (when  $\alpha$  is close to 1) is not very interesting when  $K$  is used to model the covariance function of a random process, as this is very close to the case of no dependence (the white noise case), for which the minimum energy measure is the uniform measure.

Expanding the rhs in (3.7) into a series we obtain

$$\Phi_{\alpha,\varepsilon}(\mu_0) = \Phi_\alpha(\mu_0) [1 - \varepsilon^{1-\alpha} + \varepsilon(1-\alpha/2)] + O(\varepsilon^2), \quad \varepsilon \rightarrow 0.$$

The resulting approximation is very accurate for all  $\alpha \in [0, 1)$ , even if  $\varepsilon$  is not very small. Already the very simple approximation

$$\Phi_{\alpha,\varepsilon}(\mu_0)/\Phi_\alpha(\mu_0) \simeq 1 - \varepsilon^{1-\alpha} \quad (\varepsilon \simeq 0) \quad (3.8)$$

is quite accurate, as can be seen from Fig 3.5, right.

The optimal density (3.2) and the approximation (2.13) obtained for the weights  $\tilde{\mathbf{w}}_{\varepsilon,N}^* = \mathbf{w}_N^*(\tilde{K}_\varepsilon)$  given by (2.15) on the uniform grid  $x_k = k/N$  ( $k = 0, 1, \dots, N = 200$ ) are presented in Figs. 3.6 and 3.7 for different values of  $\varepsilon$  and  $\alpha$ , illustrating the accuracy of the approximation.

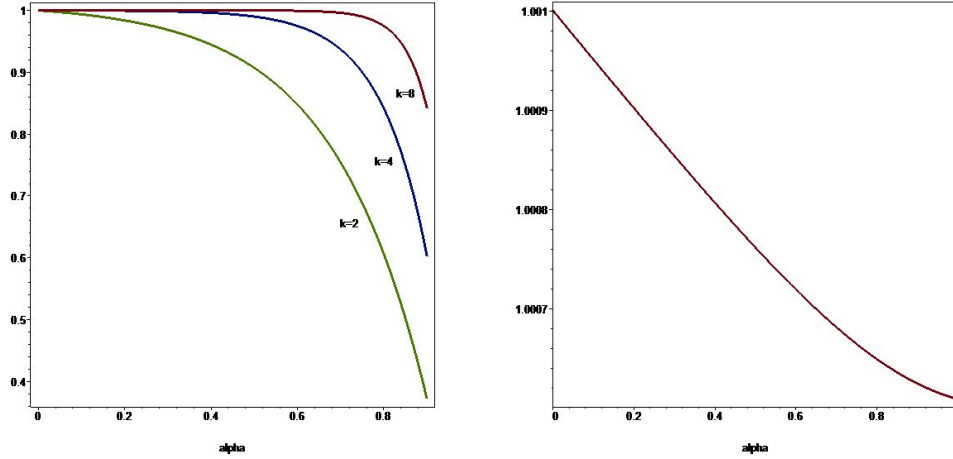


Figure 3.5: *Left: ratios  $\Phi_{\alpha,\varepsilon}(\mu_0)/\Phi_\alpha(\mu_0)$  for  $\varepsilon = 10^{-k}$ ,  $k = 2, 4, 8$ . Right: quality of approximation (3.8): values of  $\Phi_{\alpha,\varepsilon}(\mu_0)/(\Phi_\alpha(\mu_0)(1 - e^{1-\alpha}))$  computed for  $\varepsilon = 0.001$  and  $\alpha \in [0, 1)$ .*

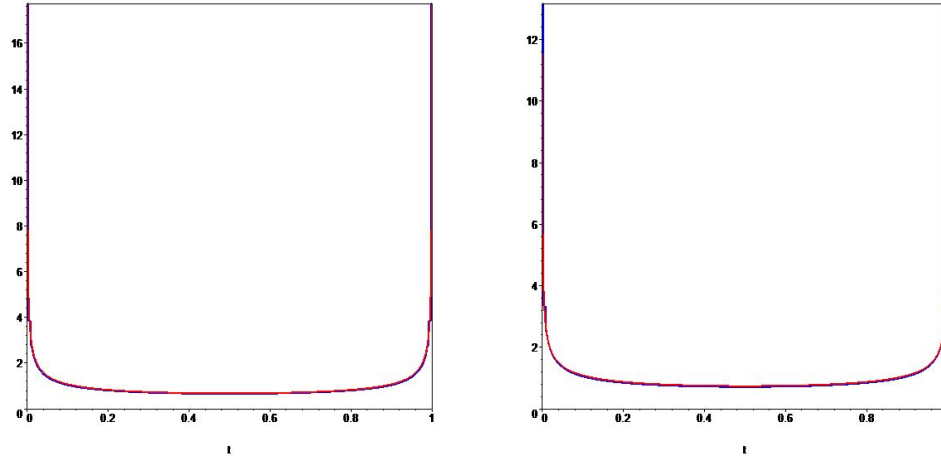


Figure 3.6: *Optimal densities (3.2), red, and numerically computed densities (2.13), blue, on the uniform grid  $x_k = k/N$  ( $k = 0, 1, \dots, N$ );  $N = 200$ ,  $\varepsilon = 0.01$ . Left:  $\alpha = 0.1$ , efficiency  $\mathcal{E}_K(\mu_K^*)/\mathcal{E}_K(\tilde{\zeta}_{\varepsilon,N}^*) \simeq 0.99939$ . Right:  $\alpha = 0.25$ , efficiency  $\mathcal{E}_K(\mu_K^*)/\mathcal{E}_K(\tilde{\zeta}_{\varepsilon,N}^*) \simeq 0.99788$ .*

We finally consider the discrepancy  $\gamma_K(\tilde{\zeta}_N, \mu_K^*)$  given by (2.16) for different measures  $\tilde{\zeta}_N$  with piecewise constant density built with the  $N$ -point grid  $\{(k-1)/(N-$

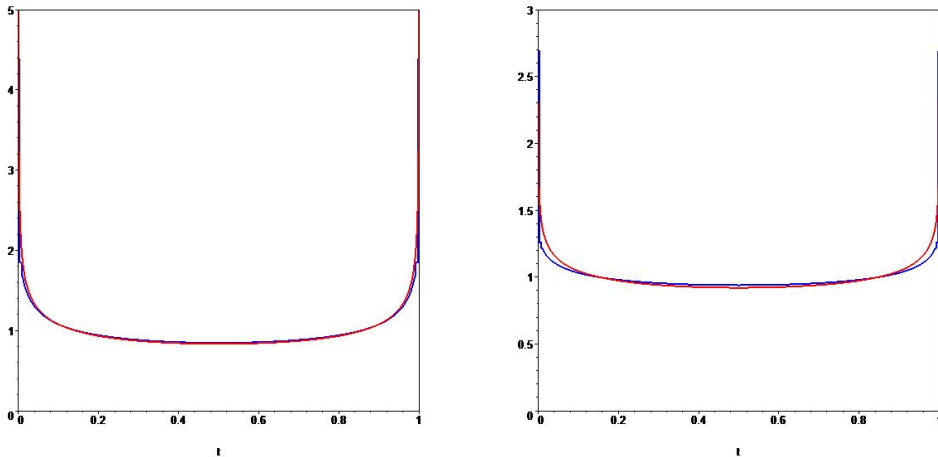


Figure 3.7: Optimal densities (3.2), red, and numerically computed densities (2.13), blue, on the uniform grid  $x_k = k/N$  ( $k = 0, 1, \dots, N$ );  $N = 200$ ,  $\varepsilon = 0.001$ . Left:  $\alpha = 0.5$ , efficiency  $\mathcal{E}_K(\mu_K^*)/\mathcal{E}_K(\tilde{\zeta}_{\varepsilon,N}^*) \simeq 0.99953$ . Right:  $\alpha = 0.75$ , efficiency  $\mathcal{E}_K(\mu_K^*)/\mathcal{E}_K(\tilde{\zeta}_{\varepsilon,N}^*) \simeq 0.99869$ .

1),  $k = 1, \dots, N$ }:  $\tilde{\zeta}_{\varepsilon,N}$  with weights  $\mathbf{w}_N^*(K_\varepsilon)$  given by (2.12),  $\tilde{\zeta}_N^*$  and  $\tilde{\zeta}_{\varepsilon,N}^*$  with respective weights  $\mathbf{w}_N^*(\tilde{K})$  and  $\mathbf{w}_N^*(\tilde{K}_\varepsilon)$  given by (2.15). Figure 3.8 shows  $\gamma_K(\tilde{\zeta}_N^*, \mu_K^*)$ ,  $\gamma_K(\tilde{\zeta}_{\varepsilon,N}^*, \mu_K^*)$  and  $\gamma_K(\tilde{\zeta}_{\varepsilon,N}^*, \mu_K^*)$  as functions of  $N$  for  $\varepsilon = 0.001$  (left panel) and as functions of  $\varepsilon$  for  $N = 100$  (right panel), for  $\alpha = 1/2$ . Overall, we can see that  $\tilde{\zeta}_{\varepsilon,N}^*$ , based on the approximation  $f_{\varepsilon,\alpha}$ , gives a fairly accurate approximation of  $\mu_K^*$ . Note that the precision is better than for  $\tilde{\zeta}_{\varepsilon,N}$ , which uses the optimal weights of the discrete approximation. Unsurprisingly, accuracy improves as  $N$  increases (left panel). Numerical difficulties make the approximation less accurate for very small  $\varepsilon$  (right panel); values of  $\varepsilon$  between  $10^{-3}$  and  $10^{-2}$  are seen to give satisfactory results.

Concluding this section we can state that if  $\alpha$  is not too close to 1 (so that the singularity of the kernel is not too severe) then  $f_{\varepsilon,\alpha}$  accurately approximates  $f_\alpha$  if  $\varepsilon$  is small enough. Due to their intrinsic repelling property, singular kernels have great potential interest in the construction of sequences of nested space-filling designs via kernel herding, see Section 4.4 of [9]. However, singularity precludes the use of the more efficient minimum-norm-point variant, in which weights are optimized at each iteration. The substitution of a separable kernel based on the approximation  $f_{\varepsilon,\alpha}$  for the singular separable kernel  $K(\mathbf{x}, \mathbf{x}') = \prod_{i=1}^d f_\alpha(|x_i - x'_i|)$  appears very attractive in this context.

**3.4. Other examples.** A long list of Bernstein functions can be found in [13, Chapter 15]. In view of [7], among the first 50 Bernstein functions  $g_i$  from this list, in the following cases the corresponding CM function  $f_i$  (proportional to  $g'_i$ ) has a singularity at zero: 1, 7, 8, 9, 11, 12, 13, 16, 17, 19, 23, 25, 27, 31, 33, 34, 36, 38, 40, 41, 42, 43, 44, 45.

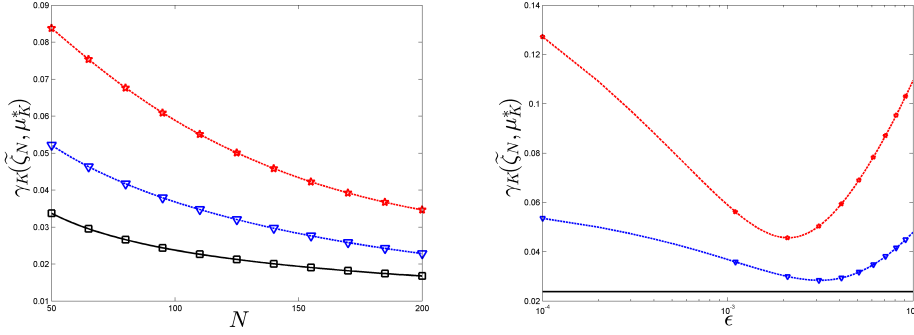


Figure 3.8: Discrepancy  $\gamma_K(\tilde{\zeta}_N, \mu_K^*)$  for the measure  $\tilde{\zeta}_N$  with piecewise constant density and weights  $\mathbf{w}_N^*(K_\varepsilon)$  given by (2.12) (red  $\star$ ),  $\mathbf{w}_N^*(\tilde{K})$  (black  $\square$ ) and  $\mathbf{w}_N^*(\tilde{K}_\varepsilon)$  (blue  $\nabla$ ) given by (2.15). Left:  $\varepsilon = 0.001$ ,  $N \in \{50, \dots, 200\}$ ; right:  $N = 100$ ,  $\varepsilon \in [10^{-4}, 10^{-2}]$  (log scale) —  $\gamma_K(\tilde{\zeta}_N^*, \mu_K^*) \simeq 0.0238$  does not depend on  $\varepsilon$ .

Some of these functions are as follows ( $t > 0$ ):

$$\begin{aligned}
 f_1(t) &= t^{-\alpha}, \quad 0 < \alpha < 1; \\
 f_8(t) &= \frac{t^{-\alpha}}{(1+t)^{2-\alpha}}, \quad 0 < \alpha < 1; \\
 f_{11}(t) &= \frac{\alpha t^{\alpha-1}(1-t^\beta) - \beta t^{\beta-1}(1-t^\alpha)}{(1-t^\alpha)^2}, \quad 0 < \alpha < \beta < 1; \\
 f_{16}(t) &= \frac{\alpha_1 t^{-\alpha_1-1} + \dots + \alpha_n t^{-\alpha_n-1}}{(t^{-\alpha_1} + \dots + t^{-\alpha_n})^2}, \quad 0 < \alpha_1, \dots, \alpha_n \leq 1; \\
 f_{19}(t) &= \left(1 - (\beta\sqrt{t} - 1)e^{-\beta\sqrt{t}}\right) / \sqrt{t}, \quad \beta > 0; \\
 f_{23}(t) &= t(1+1/t)^{1+t} \log(1+1/t).
 \end{aligned}$$

The families of functions  $f_{i,\varepsilon}(t) = (g_i(t+\varepsilon) - g_i(t))/\varepsilon$  are constructed by (2.5). Below we give expressions for  $g_i$ . Note that there may be an extra multiplier and a different parametrization if these functions are compared against corresponding expressions in [13]. Since all functions  $g_{i,\varepsilon}$  are normalized so that  $g_i(0) = 0$  for all  $i$ , the values  $f_{i,\varepsilon}(0)$  are simply  $f_{i,\varepsilon}(0) = g_i(\varepsilon)$ ; for small  $\varepsilon > 0$  these values are large.

$$\begin{aligned}
 g_1(t) &= t^{1-\alpha}/(1-\alpha), \quad 0 < \alpha < 1; \\
 g_8(t) &= \frac{t^{1-\alpha}}{(1-\alpha)(1+t)^{1-\alpha}}, \quad 0 < \alpha < 1; \\
 g_{11}(t) &= (t^\beta - t^\alpha)/(t^\alpha - 1), \quad 0 < \alpha < \beta < 1; \\
 g_{16}(t) &= 1/(t^{-\alpha_1} + \dots + t^{-\alpha_n}), \quad 0 < \alpha_1, \dots, \alpha_n \leq 1; \\
 g_{19}(t) &= 2\sqrt{t} \left(1 + e^{-\beta\sqrt{t}}\right), \quad \beta > 0; \\
 g_{23}(t) &= t(1+1/t)^{1+t} - 1.
 \end{aligned}$$

Minimum-energy measures for the kernels constructed for all these (as well as many other) CM functions has been numerically constructed by the authors. Results (and

figures of optimal densities) are quite similar to the ones provided above for the Riesz kernel.

**Acknowledgements.** The first author benefited from the support of the project INDEX (INcremental Design of EXperiments) ANR-18-CE91-0007 of the French National Research Agency (ANR). The second author thanks Dr Tomos Phillips for many relevant discussions. We are grateful to the two anonymous referees for their careful reading and their comments and suggestions that helped us to improve the paper.

## REFERENCES

- [1] A. Berlinet and C. Thomas-Agnan. *Reproducing Kernel Hilbert Spaces in Probability and Statistics*. Kluwer, Boston, 2004.
- [2] H. Dette, A. Pepelyshev, and A. Zhigljavsky. Best linear unbiased estimators in continuous time regression models. *The Annals of Statistics*, 47(4):1928–1959, 2019.
- [3] N. Durrande, J. Hensman, M. Rattray, and N.D. Lawrence. Detecting periodicities with Gaussian processes. *PeerJ Comput. Sci.*, 2:e50, 2016.
- [4] J. Hensman, N. Durrande, and A. Solin. Variational Fourier features for Gaussian processes. *Journal of Machine Learning Research*, 18:1–52, 2018.
- [5] N.S. Landkof. *Foundations of Modern Potential Theory*. Springer, Berlin, 1972.
- [6] T.R.L. Phillips and K.M. Schmidt. On unbounded positive definite functions. *Mathematica Pannonica*, 26(2):33–51, 2018.
- [7] T.R.L. Phillips, K.M. Schmidt, and A.A. Zhigljavsky. Extension of the Schoenberg theorem to integrally conditionally positive definite functions. *Journal of Mathematical Analysis and Applications*, 470(1):659–678, 2019.
- [8] L. Pronzato, H.P. Wynn, and A.A. Zhigljavsky. Bregman divergences based on optimal design criteria and simplicial measures of dispersion. *Statistical Papers*, 60(2):195–214, 2019.
- [9] L. Pronzato and A.A. Zhigljavsky. Bayesian quadrature, energy minimization and space-filling design. *SIAM/ASA J. Uncertainty Quantification*, 2020. (to appear) arXiv preprint arXiv:1808.10722.
- [10] C. R. Rao. Diversity and dissimilarity coefficients: a unified approach. *Theoretical Population Biology*, 21(1):24–43, 1982.
- [11] C.R. Rao and T.K. Nayak. Cross entropy, dissimilarity measures and characterizations of quadratic entropy. *IEEE Transactions on Information Theory*, 31(5):589–593, 1985.
- [12] E.B. Saff and V. Totik. *Logarithmic Potentials with External Fields*. Springer, Berlin, 2013.
- [13] R.L. Schilling, R. Song, and Z. Vondracek. *Bernstein Functions: Theory and Applications*. de Gruyter, Berlin/Boston, 2012.
- [14] K. M. Schmidt and A. Zhigljavsky. A characterization of the arcsine distribution. *Statistics & Probability Letters*, 79(24):2451–2455, 2009.
- [15] K. M. Schmidt and A. Zhigljavsky. An extremal property of the generalized arcsine distribution. *Metrika*, 76(3):347–355, 2013.
- [16] I.J. Schoenberg. Metric spaces and positive definite functions. *Transactions of the American Mathematical Society*, 44(3):522–536, 1938.
- [17] B.K. Sriperumbudur, A. Gretton, K. Fukumizu, B. Schölkopf, and G.R.G. Lanckriet. Hilbert space embeddings and metrics on probability measures. *Journal of Machine Learning Research*, 11:1517–1561, 2010.
- [18] Z. Szabó and B. Sriperumbudur. Characteristic and universal tensor product kernels. *Journal of Machine Learning Research*, 18:1–29, 2018.
- [19] G. Székely and M.L. Rizzo. Energy statistics: A class of statistics based on distances. *Journal of Statistical Planning and Inference*, 143(8):1249–1272, 2013.
- [20] H. Wendland. *Scattered Data Approximation*. Cambridge University Press, 2005.