



**HAL**  
open science

## Pattern of latrine use by domestic cats on dairy farms and the implications for *Toxoplasma gondii* transmission

Julie Alice Simon, Eva Chancel, Pauline Hubert, Dominique Aubert, Isabelle Villena, Emmanuelle Gilot-Fromont, Marie-Lazarine Poulle

### ► To cite this version:

Julie Alice Simon, Eva Chancel, Pauline Hubert, Dominique Aubert, Isabelle Villena, et al.. Pattern of latrine use by domestic cats on dairy farms and the implications for *Toxoplasma gondii* transmission. *Veterinary Parasitology*, 2019, 273, pp.112-121. 10.1016/j.vetpar.2019.08.001 . hal-02493494

**HAL Id: hal-02493494**

**<https://hal.science/hal-02493494v1>**

Submitted on 20 Jul 2022

**HAL** is a multi-disciplinary open access archive for the deposit and dissemination of scientific research documents, whether they are published or not. The documents may come from teaching and research institutions in France or abroad, or from public or private research centers.

L'archive ouverte pluridisciplinaire **HAL**, est destinée au dépôt et à la diffusion de documents scientifiques de niveau recherche, publiés ou non, émanant des établissements d'enseignement et de recherche français ou étrangers, des laboratoires publics ou privés.



Distributed under a Creative Commons Attribution - NonCommercial 4.0 International License



24 **Abstract**

25 *Toxoplasma gondii* is the parasite responsible for toxoplasmosis, a highly prevalent zoonosis that  
26 affects humans and warm-blooded animals. Faeces of infected cats can contain millions of *T.*  
27 *gondii* oocysts, which remain infectious in the environment for months. Sites repeatedly used by  
28 cats for defecation ('latrines') are recognised as hotspots of *T. gondii* soil contamination, but this  
29 contamination varies from one latrine to another. To understand this spatial heterogeneity, camera  
30 traps were deployed in 39 cat latrines on three dairy farms with high-density cat populations and  
31 programmed to record visits during sixteen 10-day sessions, rotating between three farms over a  
32 period of a year. Generalized Linear Mixed Models were used to test the effects of cat sexual  
33 maturity, latrine location and season on the number of cat faeces deposited and on the number of  
34 cats defecating per latrine, as determined from the analysis of 41,282 video recordings. Sexually  
35 immature cats defecated 6.60-fold (95% CI = [2.87–15.25]) more often in latrines located close to  
36 a feeding site than in other latrines. This pattern was also observed for mature males (odds ratio  
37 [OR] = 9.42, 95% CI = [3.29–26.91]), especially during winter, but not for mature females (OR =  
38 1.77, 95% CI = [0.80–3.94]). The number of defecating cats was also 2.67-fold (95% CI = [1.66 –  
39 4.30],  $P < 0.001$ ) higher in latrines located close to a feeding point than in those located far from  
40 it, regardless of cat category and season. Visits by intermediate *T. gondii* hosts (micromammals,  
41 birds and others) were also recorded. Out of the 39 latrines, 30 (76.92%) were visited by at least  
42 one intermediate host during the study period, and some latrines were highly frequented (up to  
43 8.74 visits/day on average). These results provide evidence that the location of food resources in  
44 dairy farms influences the latrine use pattern by cats. Highly frequented latrines can be of high  
45 risk of *T. gondii* infection for definitive and intermediate hosts.

46

47 **Keywords:** *Felis silvestris catus*; video trap; cat faeces; toxoplasmosis; intermediate hosts.

48

## 49 **1. Introduction**

50 Wild and domestic carnivores are often infected by gastrointestinal zoonotic parasites (Polley  
51 2005; Di Cerbo et al., 2008; Baneth et al., 2016), so their faeces are an important source of  
52 environmental contamination with parasitic eggs or (oo)cysts (Robertson and Thompson, 2002).  
53 The distribution of infected carnivore faeces largely determines the probability of contact between  
54 parasites and their hosts (Traversa et al. 2014). It may also be an important determinant of the  
55 zoonotic disease risk for humans especially when faeces are concentrated in human-use  
56 environment (Knapp et al., 2018, Bastien et al., 2018). As a consequence, identifying the  
57 spatiotemporal pattern of faeces deposition by carnivores constitutes a major issue in  
58 understanding the transmission dynamics of zoonotic parasites (Afonso et al., 2008; Milkovic et  
59 al., 2009; Raoul et al., 2015).

60 The faeces deposition pattern by carnivores is usually a non-random process. Several  
61 behavioural constraints could exert concurrently, such as the use of faeces for chemical  
62 communication (e.g. Rodgers et al., 2015), space use pattern and movements, themselves  
63 depending on ecological factors such as microhabitat and/or prey distribution (e.g. Guislain et al.,  
64 2007), selection of specific soil substrate to defecate (e.g. Soler et al., 2009), and/or repeated use  
65 of shared defecation sites by one or more individuals (e.g. Jordan et al., 2007). Repeated  
66 defecation at the same locations, called “latrines”, is observed in several wild carnivore species  
67 (see Macdonald, 1985; Rodgers et al., 2015; Buesching et al., 2016) as well as in the domestic cat  
68 (*Felis silvestris catus*) when living in social groups (Bradshaw et al., 2012). This particular pattern  
69 of faeces deposition may result in the accumulation of free parasite stages in spatially restricted  
70 areas, as demonstrated for the high occurrence of *Baylisascaris procyonis* eggs in raccoons  
71 (*Procyon lotor*) latrines (Page et al., 1998, Page et al. 2009) or *Toxoplasma gondii* oocysts in  
72 domestic cat latrines (Afonso et al., 2008; Simon et al., 2017).

73 *Toxoplasma gondii* is a protozoan parasite that can cause serious health issues for humans (Hill  
74 and Dubey, 2002) and other warm-blooded intermediate hosts like livestock (Tenter et al., 2000)

75 and wildlife (Conrad et al., 2005). Felids are the only definitive hosts. They can shed millions of  
76 oocysts after ingestion of any of the three infective stages of *T. gondii*. Their transmission  
77 pathway is through tachyzoites and bradyzoites contained in preys mainly, through sporozoites to  
78 a lesser extent (Dubey, 2006, 2010). After sporulation, oocysts can survive and remain infective  
79 for months in soil (Lélu et al. 2012) and water (Lindsay and Dubey, 2009). They represent a  
80 potential source of *T. gondii* infection in animals (Van Wormer et al., 2013), as well as in humans  
81 through the consumption of contaminated food (fruits and vegetables) and water, or through  
82 contact with contaminated soil (Muñoz-Zanzi et al., 2010; Boyer et al., 2011). Among definitive  
83 hosts, the domestic cat plays a key-role in the epidemiology of the parasite (Tenter et al., 2000;  
84 Dabritz and Conrad, 2010). This is especially true in locations where food resources are  
85 deliberately or accidentally provided from human activities. In this case, cats live at high local  
86 densities around spatially aggregated resources, such as in livestock farms, around rubbish dumps,  
87 industrial and hospital sites, or in certain public areas (Bradshaw et al., 2012). Dairy farms were  
88 especially identify as an important source of contamination in rural areas (Lehmann et al., 2003;  
89 Richomme et al., 2010; Afonso et al., 2013; Gotteland et al., 2014a). Farm owners use to leave  
90 milk available for cats to retain them on the site. This contributes to maintain farm cat populations  
91 in densities up to 50 cats/km<sup>2</sup> (Liberg et al., 2000) with high *T. gondii* seroprevalence and  
92 infection rates (Simon et al., 2018).

93 Two studies conducted on free-ranging cats living in high-density groups reported high levels  
94 of soil contamination by the parasite in cat latrines compared to other sites: from 9% to 13% and  
95 from 39% to 69% of latrine soil sample contained *T. gondii* DNA in an urban area (Afonso et al.,  
96 2008) and in dairy farms (Simon et al., 2017) respectively. However, these studies showed that  
97 not all latrines were systematically contaminated, suggesting heterogeneity in the spatial  
98 deposition of contaminated faeces. The determinants of such heterogeneity are important to  
99 understand, especially if latrines are located in areas where animals or humans can be in contact  
100 with the soil. On dairy farms, latrines close to a cat feeding area were more often contaminated

101 than those distant from a feeding area, suggesting their differential use by cats (Simon et al.,  
102 2017). However, authors did not find a significant effect of the number of detected faeces per  
103 latrine on the occurrence of *T. gondii* DNA in soil samples. They rather suggested a preferential  
104 use of latrines close to feeding areas by juvenile cats, known to be the main contributors to oocyst  
105 excretion in the environment (Dubey et al., 1995; Weigel et al., 1995; Gauss et al., 2003).

106 Juvenile cats have small home range centred on the main food resources (Bradshaw et al.,  
107 2012; Turner and Bateson, 2013) and are therefore more likely to use defecation sites close to a  
108 feeding area. On the contrary, sexually mature males and females living on farms have a larger  
109 home range, averaging 2 ha to 430 ha (Germain et al., 2008; Ferreira et al., 2011), which can vary  
110 seasonally in response to behavioural and environmental factors. Sexually mature males are  
111 known to extend their home range during the mating season (from January to June; Izawa et al.,  
112 1982) whereas time spent on farm by sexually mature females may depend on nursing kittens. In  
113 addition, adult cats spend more time on farm and move at shorter distances from buildings when  
114 precipitations are high and temperatures are low (Goszczynski et al., 2009; Horn et al., 2011). All  
115 these factors may influence the space use pattern by cats and their probability of using latrines,  
116 but their effect has never been tested.

117 In this study, based on a camera traps survey and a generalized linear mixed model analysis,  
118 we tested the effect of feeding area proximity, season and cat sexual maturity on cat latrine use, in  
119 order to ultimately understand why latrine location alter the *T. gondii* contamination of soil. We  
120 hypothesized that sexually immature individuals preferentially use latrines located near feeding  
121 sites, and that sexually mature cats mainly defecate in farm latrines during cold and wet months,  
122 with potential differences between males and females. Camera traps were also used to record  
123 latrines visits by *T. gondii* intermediate hosts (mammals and birds) to complete the identification  
124 of circumstances leading to hotspots of *T. gondii* transmission in dairy farms.

## 125 **2. Material and methods**

### 126 **2.1. Study sites**

127 The study was conducted on three dairy farms (A, B and C) in a rural area of north-eastern France  
128 (49°27'3.49"N, 4°47'0.7"E to 49°27'41.26"N, 5°3'3.35"E; Figure 1). In these farms, cats live in  
129 medium to large groups (seven to 24 individuals per group; Table 1). Incidence of *Toxoplasma*  
130 *gondii* in the three cat populations ranged from 0.88 to 0.96 seroconversion/cat/year (Simon et al.,  
131 2018) and 50% to 66% of the soil samples previously collected were contaminated with oocysts  
132 (Simon et al., 2017). The region has a temperate continental climate, with cold wet winters  
133 (average monthly temperature ranges from -1°C to 11°C and average monthly precipitation from  
134 54 to 71 mm between November and March) and mild summers (average monthly temperature  
135 ranges from 4.4°C to 23.5°C between April and October; <https://fr.climate-data.org>). Cattle were  
136 permanently at pasture from April to October/November and remained inside farm buildings  
137 during winter. The three studied farms were situated at a distance of 9.67 km to 19.81 km apart  
138 and were located on the periphery of a village surrounded by fields of crops and pastures. As  
139 previously described by Simon et al. (2017), the study sites corresponded to the farm buildings  
140 plus a 20-m surrounding buffer zone, encompassing the core activity area of the cat population  
141 living there (Barrat, 1997; Gotteland et al., 2014b). The resulting delimited study area was 0.88 ha  
142 in farm A, 1.14 ha in farm B, and 1.58 ha in farm C (Figure 1).

## 143 **2.2. Cat population monitoring**

144 The cat population on each farm was intensively monitored during one year. Information on cat  
145 abundance, cat births and mortality was recorded monthly by direct observation and from  
146 information collected from farm owners. As a part of a capture-mark-recapture procedure (Simon  
147 et al., 2018), cats were sexed and photographed to create a portfolio used for individual  
148 identification based on coat colour pattern. Cats from the same farm with a similar coat colour  
149 were also fitted with plastic collars of different colours to be differentiated, as previously made in  
150 another study based on camera-traps (Elizondo and Loss, 2016). The age of cats was also  
151 estimated based on direct observations at very young age, information collected from farmers and  
152 teeth development (see Courchamp et al., 2000).

### 153 **2.3. Latrine identification**

154 The three studied farms were systematically searched for cat latrines during visits performed  
155 before each session of camera trap deployment (see below). Latrine identification was performed  
156 by the same person at each visit to avoid inter-individual detection bias. Following Simon et al.  
157 (2017), a latrine was defined as a site with at least two faeces of different ages (indicating reuse  
158 over time) within one metre of each other. Latrines may also show conspicuous signs of recent cat  
159 activity such as presence of footprints and scarification/scratches and/or ploughed substratum.  
160 Two latrine sites were considered as different entities when they were separated by at least five  
161 metres.

### 162 **2.4. Camera trap survey**

163 The latrines were surveyed by 10 to 13 infrared motion-triggered camera traps (an average of 12  
164 per farm) deployed from August 2014 to July 2015 during sessions of 10 consecutive days per  
165 farm, rotating from one farm to another. Ten Bushnell Trophy Cam HD-119437 cameras and  
166 three Bushnell Trophy Cam HD-119537 cameras were used. Both models feature an 8-megapixel  
167 digital camera and an infrared flash that is considered less likely to disturb animals than visible  
168 white-light flashes (Glen et al., 2013; Trolliet et al., 2014, but see Meek et al., 2016). The  
169 movement detection range was 15 m for the ten Bushnell-119437 cameras and 24 m for the three  
170 Bushnell-119537 cameras. The trigger speed was set to 1s and the minimal trigger interval to 5s.  
171 Depending on the size of a latrine, one to four cameras were deployed to survey the entire surface  
172 area used by cats to defecate. The cameras were positioned so as to optimise the detection of cats  
173 using the latrine (height and orientation of cameras; Rovero et al., 2010; Glen et al., 2013).  
174 However, camera placement was constrained by the availability of appropriate supports on a farm  
175 for mounting the camera trap, as this required a stable, solid support unlikely to be removed  
176 during the survey session and that did not interfere with the farmer's activities.  
177 All the cameras were programmed to record 40s of motion-triggered video footage continuously  
178 24 hours a day. The date and time were displayed for each video capture. The duration of the



179 after-trigger recording time was determined based on a preliminary study performed in June and  
180 July 2014 on farm C. Forty seconds of duration was chosen as a good compromise between the  
181 time required to record a complete cat defecation sequence (positioning, elimination of faecal  
182 matter and, possibly, covering of faeces) and the time required to watch the video footage in order  
183 to analyse it. A total of sixteen 10-day recording sessions (five to six sessions per farm) were  
184 performed during the one-year study period, theoretically corresponding to a total of 160  
185 recording days. However, due to organizational and unforeseen material issues (loss of battery  
186 power, camera failure, change in the field of view or camera disturbance by cats and farmers,  
187 *etc.*), some sessions were shorter or longer than 10 days (see Table 1).

## 188 **2.5. Recorded information**

189 The recorded video footage was watched and analysed by three readers, each analysing one farm.  
190 Doubtful events were discussed among readers to avoid divergent interpretations. The information  
191 collected from a farm's video footage was entered in a Microsoft Excel database and included the  
192 camera site, date, time, session, farm and information regarding the cat and defecation event (see  
193 below). The data in the three databases was then verified and homogenised by one person.

### 194 ***2.5.1. Identification of cat and defecation events***

195 Cat defecation events observed at latrines were recorded in the database. An event was entered as  
196 'defecation' when a cat was observed in a typical defecating position (rounded back with the anus  
197 close to the ground, with or without a visible elimination of faecal matter). A defecating cat  
198 observed in video footage was individually identified based on the colour pattern of its coat and/or  
199 coloured collar. Its individual characteristics (sex and age class) at the time of the video footage  
200 were also noted in the database. When cat identification was not possible, due to partial  
201 observation or to poor readability of the video, the individual was recorded as 'NI' (Not  
202 Identified). In this case, a sex and/or an age-class were assigned insofar as possible (see section  
203 2.6).

### 204 **2.5.2. Latrine visits by intermediate hosts**

205 Intermediate hosts observed in the video footage were categorised in three groups: micromammals  
206 (small rodents and shrews), birds and others. A visit from an intermediate host was defined as an  
207 observation of one individual of a given species on successive footage within a single 15-min time  
208 interval (Kukielka et al., 2013). If several individuals were recorded in the same footage, one visit  
209 per individual was recorded. All observations of individuals in the defined latrine area or in its  
210 proximity (approximately 5 m around it) were recorded in the database. Visit rates, corresponding  
211 to the number of visits per day/latrine/session, were estimated separately for each group of  
212 intermediate hosts.

### 213 **2.6. Definition of variables**

214 For the analysis of latrine use by cats, the explanatory variables were the cat's category (*Cat*)  
215 according to its sex and sexual maturity, the season (*Season*) and the location of the latrine in  
216 relation to the nearest feeding site (*Distance*). Three cat categories were distinguished: 'sexually  
217 immature' (male or female), 'sexually mature male' and 'sexually mature female'. The sexual  
218 maturity of females was determined according to age and season: females born in spring and  
219 summer (from March to August) were considered mature from the beginning of the breeding  
220 period the following year (February), provided they had reached 6 months of age, whereas  
221 females born in autumn (after August) were considered mature from 6 months of age (Turner and  
222 Bateson, 2013). Based on average values given in published literature, males were considered  
223 mature when they reached 10 months of age (Say et al., 1999; Turner and Bateson, 2013).  
224 A latrine was considered near a feeding point when it was at a distance of less than 18.5 m, which  
225 corresponds to the estimated average maximum radius of cat activity areas around feeding points  
226 in the three studied farms during the study period (Simon et al., 2017). A feeding point  
227 corresponds to a site where farm owners feed cats daily (generally with milk, food remains or  
228 commercially available cat food).

229 To determine seasonal variation in latrine use, two ecological seasons were determined on the  
230 basis of changes in average monthly precipitation and temperature (data obtained from  
231 [www.meteofrance.com](http://www.meteofrance.com)): 1<sup>st</sup> April to 30<sup>th</sup> September ('summer') and 1<sup>st</sup> October to 31<sup>st</sup> March  
232 ('winter'). This season determination is also relevant from an epidemiological point of view, as  
233 cats on the three farms had a higher infection risk from October to March than from April to  
234 September (Simon et al., 2018).

## 235 **2.7. Statistical analyses**

236 The intensity of the latrine use by cats was assessed by two indicators: the number of defecations  
237 made by cats of a given category per latrine per session, and the total number of cats of a given  
238 category that defecated at least one time in a given latrine per session. Both were analysed in  
239 relation to the three fixed factors: *Cat*, *Season* and *Distance*. Generalized Linear Mixed Models  
240 (GLMMs) with a Poisson distribution and a logarithm link were used as is usual in analysing  
241 count data (Zuur et al., 2009). To take into account the duration of each session and the number of  
242 available cats in each farm, both the number of surveillance hours per latrine and per session and  
243 the total number of individuals per category and per farm (varying among sessions due to births  
244 and mortality) were considered as offsets (Table 1). The *Farm* and *Latrine-Session* (*i.e.* the 10-  
245 day survey session of a specific latrine) variables were considered as random effects to take into  
246 account the likely dependence of latrines within a given farm and the dependence of cat  
247 defecation events within a given latrine. The *Latrine* variable was also considered as a random  
248 effect to account for temporal autocorrelations that can result from the repeated survey of a latrine  
249 among sessions. These three nested effects were tested using the likelihood ratio test (LRT) on the  
250 complete model including all fixed effects and their 2 by 2 interactions.

251 After selecting random effects, all models were ranked based on Akaike's information criterion  
252 for a small sample size corrected for overdispersion (QAICc). The model with the lowest QAICc  
253 was considered the best fit to explain the data. A difference of  $> 2$  in the QAICc between two  
254 models was used to consider them not equivalent (Burnham and Anderson, 2002). If the

255 difference in QAICc between two models was  $< 2$ , only the most parsimonious model (*i.e.* the  
256 model with the smallest number of parameters) was retained. From the best model retained,  
257 Likelihood Ratio Tests (LRT) were performed to assess the significance of variables. Adjusted  
258 odds ratios were estimated with 95% confidence intervals for each comparison of classes, and  
259 Wald tests were used to determine the significance of differences between classes of each  
260 variable. As variance values were often higher than means, we checked whether over-dispersion  
261 was still present in the residuals of the selected models by calculating “sum of squared Pearson  
262 residuals/degree of freedom” ratios (Zuur et al., 2009). Residuals were visually examined for  
263 normality, homogeneity and independence.

264 All the analyses were performed with R 3.1.3 statistical software (R Core Team, 2014), with a  
265 threshold P-value of 0.05. Models were adjusted using the ‘lme4’ package.

## 266 **3. Results**

### 267 **3.1. Pattern of latrine use by cats**

#### 268 **3.1.1. Collected data**

269 The number of cats per farm varied from six to 14 adults and zero to 13 juveniles, depending on  
270 farm and session (Table 1). It increased from spring to early autumn, with the succession of litters,  
271 but the high mortality of kittens during their first weeks rapidly reduced the population size.

272 A total of 39 latrines were surveyed during the study (three to nine per session per farm; Table 1).

273 A total of 895 camera-days were recorded on latrines, resulting in 41,282 motion-triggered video  
274 recordings. However, of 28% of them were excluded from the database due to camera  
275 malfunction (*e.g.* loss of battery power, camera failure) or modifications to the field of view (often  
276 due to camera disturbance linked to farming activities). In total, 29,698 videos were analysed,  
277 leading to the characterization of 486 defecation events: 99 on farm A, 254 on farm B, and 133 on  
278 farm C. The individual identification of cats failed for 20 identification events, but 10 of these cats  
279 could be classified in one of the three categories. Defecation occurred in 66 out of the 93 recorded  
280 “latrine-sessions” (70.97%), but the frequency of defecation events was highly heterogeneous

281 among farms, survey sessions and latrines. Depending on the farm, cats were not observed  
282 defecating in five to 13 ‘latrine-sessions’. In contrast, 16 latrines (4 on farm A, 8 on farm B, and 4  
283 on farm C) received 10–38 defecations during a given survey session.

### 284 **3.1.2. Number of defecation events in latrines**

285 During a 10-days survey session, the average number of defecations per latrine per session was  
286 3.96 (standard deviation (sd) = 6.30) on farm A, 10.58 (sd = 13.33) on farm B, and 3.04 (sd =  
287 3.79) on farm C. Only the nested effects of *Latrine* and *Latrine-Session* had significant random  
288 effects (Likelihood ratio test:  $\chi^2 = 23.16$ ,  $df = 1$ ,  $P < 0.001$  and  $\chi^2 = 349.20$ ,  $df = 1$ ,  $P < 0.001$   
289 respectively). The most relevant explanatory model of the number of cat defecation events in  
290 latrines included the fixed effects of *Cat*, *Season* and *Distance* (Table 2 and Table 3). Interactions  
291 between *Cat* and *Season* and between *Cat* and *Distance* were also retained whereas the interaction  
292 between *Season* and *Distance* was not significant (Likelihood ratio test:  $\chi^2 = 0.30$ ,  $df = 1$ ,  $P =$   
293 0.58).

294 As expected, a higher number of defecation events from immature cats was observed in latrines  
295 located close to a feeding site than in latrines far from a feeding site (OR = 6.60, 95% CI = [2.87 –  
296 15.25],  $P < 0.001$ ; Figure 2). Sexually mature males also defecated more often in latrines close to  
297 a feeding site than in latrines far from a feeding site (OR = 9.42, 95% CI=[3.29 – 26.91],  $P <$   
298 0.001). However, seasonal variations were observed in mature males behaviour as the number of  
299 their faeces deposited in latrines, whatever the location, was higher in winter than in summer (OR  
300 = 2.19, 95% CI = [1.14 – 4.18],  $P = 0.018$ ). Concerning sexually mature females, no difference  
301 was observed between their use of latrines close to a feeding site or far from a feeding site in  
302 either season (OR = 1.77, 95% CI = [0.80 – 3.94],  $P = 0.16$  and OR = 1.04, 95% CI = [0.54 –  
303 2.03],  $P = 0.90$  respectively).

304 In summer, the number of faeces deposited in latrines located close to a feeding site was  
305 significantly higher from sexually immature individuals than from mature females (OR = 1.64,  
306 95% CI = [1.20 – 2.25],  $P=0.002$ ) and from mature males (OR = 2.51, 95% CI = [1.81 – 3.48],  $P$

307 < 0.001; Figure 2). Mature females also defecated more often in these latrines than mature males  
308 (OR = 1.53, 95% CI = [1.07 – 2.18], P = 0.019). In latrines located far from a feeding site, mature  
309 females defecated more often than mature males and immature cats (OR = 7.92, 95% CI = [3.11 –  
310 20.21], P < 0.001 and OR = 2.26, 95% CI = [1.16 – 4.41], P = 0.016 respectively) and immature  
311 cats defecated more often than mature males (OR = 3.52, 95% CI = [1.33 – 9.30], P = 0.011).  
312 In winter, no difference in the number of faeces deposited in latrines close to a feeding point was  
313 observed between immature cats and mature males or females (OR = 0.88, 95% CI = [0.63 –  
314 1.24], P = 0.48 and OR = 1.32, 95% CI = [0.87 – 1.99], P = 0.18 respectively) neither between  
315 mature males and mature females (OR = 1.49, 95% CI = [1.00 – 2.23], P = 0.051; Figure 2). In  
316 latrines located far from a feeding site, mature females defecated more often than mature males  
317 and immature cats (OR = 3.57, 95% CI = [1.36 – 9.40], P = 0.01 and OR = 2.83, 95% CI = [1.34–  
318 5.97], P = 0.006 respectively) but no difference was observed between immature cats and mature  
319 males (OR = 1.26, 95% CI = [0.46–3.43], P = 0.65).

### 320 **3.3.3. Number of defecating cats**

321 During a video trap session, one to eight cats used the same latrine to defecate. The average  
322 number of cats using a latrine was 2.47. The nested effects of *Latrine* and *Latrine-Session* had  
323 significant random effects (Likelihood ratio test:  $\chi^2 = 8.17$ , df = 1, P = 0.004 and  $\chi^2 = 7.15$ , df = 1,  
324 P = 0.007 respectively) whereas the effect of *Farm* was not retained in the model (Likelihood  
325 ratio test:  $\chi^2 = 0.08$ , df = 1, p = 0.77). The most parsimonious model included only the fixed  
326 variable *Distance*. The estimated parameters of this model (Table 3) indicated that the latrines  
327 located close to a feeding point were used by 2.67-fold more individuals than those located far  
328 from a feeding point, regardless of cat category and season (95% CI = [1.66 – 4.30], P < 0.001;  
329 Figure 3). The other variables considered in other models for which QAICc < 2 had no significant  
330 effects on the number of defecating cats (see Table 2).

### 331 **3.2. Latrine visits by intermediate hosts**

332 In total, the video footage for all farms revealed 74 visits to latrines from micromammals (17 rats  
333 *Rattus sp.*, 9 mice *Muridae*, four shrews *Soricidae*, one vole *Cricetidae*, and 43 unidentified),  
334 1068 from birds (pigeons, corvids and other passerines) and 94 from other species groups (54 red  
335 foxes *Vulpes vulpes*, 38 European hedgehogs *Erinaceus europaeus*, one marten *Martes sp.*, one  
336 European hare *Lepus europaeus*). Visits from these intermediate hosts occurred in 30 of the 39  
337 detected latrines corresponding to 76.92% of all the latrines: 64.28% on farm A, 84.61% on farm  
338 B and 83.33% on farm C. The visit rate of latrines was heterogeneous between species, farms and  
339 latrines (Figure 4). Visit rates were higher for birds (0.02 – 874 visits/day per latrine, with an  
340 average visit rate of  $1.83 \pm 2.28$ ) than for micromammals (0.04 – 1.35 visits/day per latrine,  
341 average =  $0.38 \pm 0.44$ ) and other species groups (0.05 – 1.17 visits/day, average =  $0.27 \pm 0.28$ ).

#### 342 **4. Discussion**

343 Considering that a cat defecates once a day (Liberg, 1982), and assuming that they defecate only  
344 in farm latrines, the expected number of defecation events during the survey period according to  
345 the number of cats per farm would be 579 on farm A, 1184 on farm B and 965 on farm C.  
346 Compared to these predictions, only 17.10% of defecation events on farm A, 21.45% on farm B,  
347 and 13.78% on farm C were observed. Several reasons may explain this result: i) some events  
348 may not have been captured due to failure of the cameras before the end of a session or have been  
349 mistakenly noted as urination rather than defecation as it was sometime difficult to discern the  
350 two behaviours on video; ii) some latrines located in areas inaccessible to humans may have been  
351 missed despite our efforts to examine all possible locations during the prospection sessions; iii)  
352 cats may also defecate outside latrines in their core activity area, as the presence of isolated faeces  
353 has been previously reported on farms (Kitts-Morgan et al., 2015; Simon et al., 2017), or outside  
354 the core activity area at a distance from the farm. Ishida and Shimizu (1998) and Forin-Wiart et al.  
355 (2014) reported in this regard that only 23.5% and 13.5% of faeces excreted by adult cats after  
356 ingestion of marked bait were found in the core activity area, suggesting that a significant  
357 proportion of the faeces were deposited at a distance away.

358 In this study, it was observed that latrines located close to a feeding point were used by almost  
359 three-fold more individuals than those located far from a feeding point and are used more  
360 intensively by immature cats and mature males than mature females. Both the use of those latrines  
361 by several cats and the multiple faecal deposits by same individuals could explain the high  
362 occurrence of *T. gondii* DNA previously found in soil samples (Simon et al., 2017). Considering  
363 that the probability of a cat becoming infected before age of six months may reach 73% on some  
364 farms (Simon et al., 2018) and that the *T. gondii* oocysts shedding period lasts up to 20 days  
365 (Dubey, 2010), the intense and repeated use of latrines by juveniles certainly contributes to a large  
366 part of the soil contamination in latrines located around food resources in dairy farms. The  
367 contamination of *T. gondii* in the most used latrines could also be accentuated by the high survival  
368 of oocysts in the environment (Lélu et al., 2012).

369 In contrast to juveniles, the high number of faeces from sexually mature males observed in the  
370 latrines close to a feeding site was less expected. In our study, we considered males to reach  
371 sexual maturity at 10 months but it has been shown that some males may delay reproduction until  
372 around the age of three years (Say et al., 1999) and that non-reproductive males spend more time  
373 around the resource centre than reproductive ones (Macdonald et al., 2000). Delay in access to  
374 reproduction may contribute to the contamination of latrines close to feeding areas by some  
375 males, especially from October to March when their use of latrines increases and when both cat  
376 seroconversion rates and oocyst shedding are high (Hermann et al., 2010, Schares et al., 2016;  
377 Simon et al., 2018).

378 The lower number of defecations from mature males in summer than in winter may result from  
379 two behavioural factors that decrease the time spent by cats on farms in summer: larger home  
380 ranges and movements during dry and warm months than during other months on one hand  
381 (Groszynski *et al.*, 2009; Horn *et al.*, 2011) and temporary dispersal of reproductive males from  
382 January to June on the other (Bradshaw *et al.*, 2012). On the opposite, in winter, cats spend most  
383 time in and around farm buildings (Horn et al., 2011). Furthermore, in this season, they may be



384 more dependent on human-provided food because of the low availability of prey (rodents and  
385 birds; Krauze-Gryz et al., 2017). This may explain the absence of significant difference in the use  
386 of latrines located close to a feeding site between the three cat categories in winter, whereas  
387 juveniles use significantly more often these latrines than mature males and females in summer.  
388 Despite mature females can also increase their movements outside farms during summer, their  
389 smaller home ranges (ratio of 3.5:1 male:female; Liberg et al., 2000) and the presence of kittens  
390 on farms may constrain them to spend time near farm buildings in summer. That may explain why  
391 no seasonal effect was found on the use of latrines by mature females.

392 During the study, farm cats were also observed spending time at latrines for other activities than  
393 defecating, such as playing, hunting, feeding and resting. It suggests latrines could be a risk for cat  
394 infection by accidental ingestion of *T. gondii* oocysts. This may especially be the case for kittens,  
395 which spend a lot of time scratching the ground and so can ingest soil or faeces (the ingestion of  
396 cat faeces by a kitten was observed once in our video footage). Latrines may also pose a risk of  
397 exposure of intermediate domestic and wild hosts (including cat preys) to *T. gondii* oocysts.  
398 Intermediate wild hosts were seen on and around 77 % of the latrines during the study period.  
399 Visit rates were highly heterogeneous between micromammals, birds and other species.

400 Compared to other species groups, a high number of bird visits was recorded on the three farms.  
401 Most of them were small passerines characterised by a gregarious behaviour (del Hoyo et al.,  
402 1992), resulting in a high number of individuals (up to 100) visiting a site at the same time. The  
403 cameras position, optimized to detect cats movements rather than smaller animal movements, as  
404 well as the characteristics of latrine sites, making them more attractive to certain intermediate  
405 hosts than to others (for example exposed cereal storage areas that are used as latrines by cats are  
406 also an attractive source of food for birds and rodents) may also explain this heterogeneity in the  
407 visit rate of between species. The visits of wild intermediate hosts on latrines confirm that farms  
408 may be areas where *T. gondii* circulates between wild and domestic environments (Gilot-Fromont  
409 et al., 2012).

410 This study provides evidence that the location of food supplies provided by humans impacts the  
411 pattern of latrine use by cats on farms. Latrines close to a feeding area were : i) used by the  
412 highest number of individuals, ii) mainly used by juvenile cats, and iii) intensively used by mature  
413 males during autumn and winter that are periods of maximal risk of shedding *T. gondii* oocysts.  
414 These latrines could thus be high-risk sites for domestic animal and human *T. gondii* infection on  
415 farms especially because cat feeding sites are often located near the milking parlour (personal  
416 observation) which is daily frequented by livestock and farmers. In addition, cats usually defecate  
417 in areas with loose substratum, such as turn soil, gravel, sand or hay (Bradshaw et al., 2012)  
418 resulting in latrines location in areas where frequent contacts with animals and humans can occur  
419 (e.g. livestock cubicles with loose bedding material like straw, livestock food storage areas, sand  
420 pits, wood storage areas with wood chips, etc.). Previous studies showed that the infection of  
421 cattle is common in the region under study, and that the prevalence in cattle herd is associated to  
422 the presence of cats (Gilot-Fromont et al. 2009). Although cattle infection is not a major animal  
423 health issue, the risk of people to be infected from cattle meat may not be neglected (Tenter et al.  
424 2000). Moreover, oocysts are a major source of direct human infection (VanWormer et al. 2013),  
425 thus the risk for people working or visiting farms is at concern. Feeding cats at distance from  
426 areas frequented by livestock and humans should modulate the *T. gondii* transmission dynamics in  
427 farm and reduce the risk of livestock and human infection. Future investigations are needed to  
428 better determine how the positioning of feeding points, as well as the management of areas  
429 potentially used as latrines, may influence the risk of infection.

430 **Conflict of interest statement:** none.

431 **Acknowledgements:** We would like to warmly thank all the farm owners who permitted access  
432 to their properties and the deployment of camera traps. We are also grateful to Pierre Belle-Isle  
433 and Alain Simon for their assistance in fieldwork.

434 **Funding sources:** Part of this work was financially supported by the Agence de l'Environnement  
435 et de la Maîtrise de l'Energie (ADEME) in the framework of the "L'animal, le Sol, l'Eau:  
436 Dynamique de la Contamination Environnementale par la toxoplasmose" project (AFSSET-  
437 ADEME, 2010–2014). Julie Alice Simon was also supported by a grant from the Ministry of  
438 Higher Education, Research and Innovation, France.

## 439 **References**

- 440 Afonso, E., Germain, E., Poulle, M.-L., Ruetten, S., Devillard, S., Say, L., Villena, I., Aubert, D.,  
441 Gilot-Fromont, E., 2013. Environmental determinants of spatial and temporal variations in the  
442 transmission of *Toxoplasma gondii* in its definitive hosts. *Int. J. Parasitol.* 2, 278–285.
- 443 Afonso, E., Lemoine, M., Poulle, M.-L., Ravat, M.-C., Romand, S., Thulliez, P., Villena, I.,  
444 Aubert, D., Rabilloud, M., Riche, B., Gilot-Fromont, E., 2008. Spatial distribution of soil  
445 contamination by *Toxoplasma gondii* in relation to cat defecation behavior in an urban area. *Int.*  
446 *J. Parasitol.* 38, 1017–1023.
- 447 Baneth, G., Thamsborg S. M., Otranto, D., Guillot, J., Blaga, R., Deplazes, P., Solano-Gallego, L.  
448 2016. Major parasitic zoonoses associated with dogs and cats in Europe. *J. Comp. Path.* 155,  
449 S54–S74.
- 450 Barrat, D. G., 1997. Home range size, habitat utilization and movement patterns of suburban and  
451 farm cats *Felis catus*. *Ecography* 20, 271–280.
- 452 Bastien, M., Vaniscotte, A., Combes, B., Umhang, G., Germain, E., Gouley, V., Pierlet, A.,  
453 Quintaine, T., Forin-Wiart, M.-A., Villena, I., Aubert, D., Boue, F., Poulle, M.-L., 2018.  
454 High density of fox and cat faeces in kitchen gardens and resulting rodent exposure to  
455 *Echinococcus multilocularis* and *Toxoplasma gondii*. *Folia Parasitol.* 65, 002.
- 456 Boyer, K., Hill, D., Mui, E., Wroblewski, K., Karrison, T., Dubey, J. P., Sautter, M., Noble, A. G.,  
457 Withers, S., Swisher, C., Heydemann, P., Hosten, T., Babiarz, J., Lee, D., Meier, P., McLeod,  
458 R., et al., 2011. Unrecognized ingestion of *Toxoplasma gondii* oocysts leads to congenital  
459 toxoplasmosis and causes epidemics in North America. *Clin. Infect. Dis.* 53, 1081–1089.

460 Bradshaw, J. W. S., Casey, R. A., Brown, S. L., 2012. The behaviour of the domestic cat. Second  
461 Edition. CABI, 261 pp.

462 Buesching, C. D., Newman, C., Service, K., Macdonald, D. W., Riordan, P., 2016. Latrine  
463 marking patterns of badgers (*Meles meles*) with respect to population density and range  
464 size. *Ecosphere* 7(5): e01328.

465 Burnham, K. P., Anderson, D. R., 2002. Model selection and multimodel inference: a  
466 practical information-theoretic approach. Springer-Verlag New York, Inc. 496 pp.

467 Conrad, P. A., Miller, M. A., Kreuder, C., James, E. R., Mazet, J., Dabritz, H., Jessup, D. A.,  
468 Gulland, F., Grigg, M. E., 2005. Transmission of *Toxoplasma*: Clues from the study of sea  
469 otters as sentinels of *Toxoplasma gondii* flow into the marine environment. *Int. J. Parasitol.* 35,  
470 1155–1168.

471 Courchamp, F., Say, L., Pontier, D., 2000. Transmission of Feline Immunodeficiency Virus in a  
472 population of cats (*Felis catus*). *Wildl. Res.* 27, 603–611.

473 Dabritz, H. A., Conrad, P. A., 2010. Cats and *Toxoplasma*: implications for public health.  
474 *Zoonoses Public Health* 57, 34–52.

475 del Hoyo, J., Elliott, A., Sargatal, J., 1992. Handbook of the birds of the world, vol. 1. Barcelona:  
476 Lynx Edicions. 696 pp

477 Di Cerbo, A. R., Manfredi, M. T., Bregoli, M., Ferro Milone, N., Cova, M., 2008. Wild carnivores  
478 as source of zoonotic helminths in north-eastern Italy. *Helminthologia* 45, 13–19.

479 Dubey, J. P., 2006. Comparative infectivity of oocysts and bradyzoites of *Toxoplasma gondii* for  
480 intermediate (mice) and definitive (cats) hosts. *Vet. Parasitol.* 140, 69–75

481 Dubey, J. P., 2010. *Toxoplasmosis of Animals and Man*. CRC Press, Boca, Raton. Second edition,  
482 313 pp.

483 Dubey, J. P., Weigel, R. M., Siegel, A. M., Thulliez, P., Kitron, U. D., Mitchell, M. A., Mannelli,  
484 A., Mateus-Pinilla, N. E., Shen, S. K., Kwok, O. C. H., Todd, K. S., 1995. Sources and

485 reservoirs of *Toxoplasma gondii* infection on 47 swine farms in Illinois. J. Parasitol. 81, 723–  
486 729.

487 Elizondo, E. C., Loss, S. R., 2016. Using trail cameras to estimate free-ranging domestic cat  
488 abundance in urban areas. Wildl. Biol. 22, 246–252.

489 Ferreira, J. P., Leitão, I., Santos-Reis, M., Revilla, E., 2011. Human-related factors regulate  
490 the spatial ecology of domestic cats in sensitive areas for conservation. PLoS ONE 6(10),  
491 e25970. doi:10.1371/journal.pone.0025970

492 Forin-Wiart, M.-A., Gotteland, C., Gilot-Fromont, E., Poulle, M.-L., 2014. Assessing the  
493 homogeneity of individuals scat detection probability using the bait-marking method on a  
494 monitored free-ranging carnivore population. Eur. J. Wild. Res. 60, 665–672.

495 Gauss, C. B., Almeria, S., Ortuno, A., Garcia, F., Dubey, J. P., 2003. Seroprevalence of  
496 *Toxoplasma gondii* antibodies in domestic cats from Barcelona, Spain. J. Parasitol. 89, 1067–  
497 1068.

498 Germain, E., Benhamou, S., Poulle, M.-L., 2008. Spatio-temporal sharing between the  
499 European wildcat, the domestic cat and their hybrids. J. Zool. Lond. 276, 195–203.

500 Gilot-Fromont, E., Aubert, D., Belkilani, S., Hermitte, P., Gibout, R., Geers, R., Villena, I., 2009.  
501 Landscape, herd management and within-herd seroprevalence of *Toxoplasma gondii* in beef  
502 cattle herds from Champagne-Ardenne, France. Vet. Par. 161, 36–40.

503 Gilot-Fromont, E., Lélou, M., Dardé, M.-L., Richomme, C., Aubert, D., Afonso, E., Mercier, A.,  
504 Gotteland, C., Villena, I., 2012. The life cycle of *Toxoplasma gondii* in the natural  
505 environment. In: Toxoplasmosis - Recent Advances, O Djurkovic-Djakovic (ed), In Tech,  
506 Rijeka, ISBN 980-953-307-298-7, pp. 1–36.

507 Glen, A. S., Cockburn, S., Nichols, M., Ekanayake, J., Warburton, B., 2013. Optimising camera  
508 traps for monitoring small mammals. PLoS ONE 8, e67940. doi:10.1371/journal.pone.0067940

509 Goszczynski, J., Krauze, D., Gryz, J., 2009. Activity and exploration range of house cats in rural  
510 areas of central Poland. Folia Zool. 58, 363–371.

511 Gotteland, C., Gilot-Fromont, E., Aubert, D., Poulle, M.-L., Dupuis, E., Dardé, M.-L., Forin-  
512 Wiart, M.-A., Rabilloud, M., Riche, B., Villena, I., 2014b. Spatial distribution of soil  
513 contamination by *Toxoplasma gondii* in a rural area: influence of cats and land use. *Vet.*  
514 *Parasitol.* 205, 629–637.

515 Gotteland, C., McFerrin, B. M., Zhao, X., Gilot-Fromont, E., Lélou, M., 2014a. Agricultural  
516 landscape and spatial distribution of *Toxoplasma gondii* in rural environment: an agent-based  
517 model. *Int. J. Health. Geogr.* 13–45.

518 Guislain, M.-H., Raoul, F., Poulle, M.-L., Giraudoux, P., 2007. Fox faeces and vole distribution  
519 on a local range: Ecological data in a parasitological perspective for *Echinococcus*  
520 *multilocularis*. *Parasite* 14, 299–308.

521 Herrmann, D. C., Pantchev, N., Vrhovec, M. G., Barutzki, D., Wilking, H., Frohlich, A., Luder,  
522 C. G. K., Conraths, F. J., Schares, G., 2010. Atypical *Toxoplasma gondii* genotypes identified  
523 in oocysts shed by cats in Germany. *Int. J. Parasitol.* 40, 285–292.

524 Hill, D., Dubey, J. P., 2002. *Toxoplasma gondii*: transmission, diagnosis and prevention. *Clin.*  
525 *Microbiol. Infect. Dis.* 8, 634–640.

526 Horn, J. A., Mateus-Pinilla, N., Warner, R. E., Heske, E. J., 2011. Home range, habitat use, and  
527 activity patterns of free-roaming domestic cats. *J. Wildl. Manage.* 75, 1177–1185.

528 Ishida, Y., Shimizu, M., 1998. Influence of social rank on defecating behaviors in feral cats. *J.*  
529 *Ethol.* 16, 15–21.

530 Izawa, M., Dot, T., Ono, Y., 1982. Grouping patterns of feral cats (*Felis catus*) living on a small  
531 island in Japan. *Jap. J. Ecol.* 32, 373–382.

532 Jordan, N. R., Cherry, M. I., Manser, M. B., 2007. Latrine distribution and patterns of use by  
533 wild meerkats: implication for territory and mate defence. *Anim. Behav.* 73, 613–622.

534 Kitts-Morgan, S. E., Caires, K. C., Bohannon, L. A., Parsons, E. I., Hilburn, K. A., 2015. Free-  
535 ranging farm cats: home range size and predation on a livestock unit in northwest Georgia.  
536 *PLoS ONE* 10, e0120513.doi: 10.1371/journal.pone.0120513

537 Knapp, J., Giraudoux, P., Combes, B., Umhang, G., Boué, F., Said-Ali, Z., Aknouche, S., Garcia,  
538 C., Vacheyrou, M., Laboissière, A., Raton, V., Comte, S., Favier, S., Demerson, J.-M., Caillot,  
539 C., Millon, L., Raoul, F., 2018. Rural and urban distribution of wild and domestic carnivore  
540 stools in the context of *Echinococcus multilocularis* environmental exposure. *Int. J. Parasitol.*  
541 48, 937–946.

542 Krauze-Gryz, D., Żmihorski, M., Gryz, J. 2017. Annual variation in prey composition of domestic  
543 cats in rural and urban environment. *Urban Ecosyst.* 20(4):945–952.

544 Kukielka, E., Baranosa, J. A., Cowie, C. E., Drewe, J. A., Gortazar, C., Cotarelo, I., Vicente, J.,  
545 2013. Spatial and temporal interactions between livestock and wildlife in South Central Spain  
546 assessed by camera traps. *Prev. Vet. Med.* 112, 213–221.

547 Lehmann, T., Graham, D. H., Dahl, E., Sreekumar, C., Launer, F., Corn, J. L., Gamble, H. R.,  
548 Dubey, J. P., 2003. Transmission dynamics of *Toxoplasma gondii* on a pig farm. *Infect. Genet.*  
549 *Evol.* 3, 135–141.

550 Lélou, M., Villena, I., Dardé, M.-L., Aubert, D., Geers, R., Dupuis, E., Marnef, F., Poulle, M.-  
551 L., Gotteland, C., Dumètre, A., Gilot-Fromont, E., 2012. Quantitative estimation of the  
552 viability of *Toxoplasma gondii* oocysts in soil. *Appl. Environ. Microbiol.* 78, 5127–5132.

553 Liberg, O., 1982. Correction factors for important prey categories in the diet of domestic cats.  
554 *Acta Theriol.* 27, 115–122.

555 Liberg, O., Sandell, M., Pontier, D., Natoli, E., 2000. Density, spatial organisation and  
556 reproductive tactics in the domestic cat and other felids. In: Turner DC, Bateson P (eds)  
557 *The domestic cat: the biology of its behaviour.* 2nd edn. Cambridge University Press,  
558 Cambridge, United-Kingdom, pp 119-147

559 Lindsay, D.S., Dubey, J.P., 2009. Long-term survival of *Toxoplasma gondii* sporulated oocysts  
560 in seawater. *J. Parasitol.* 95, 1019–1020.

561 Macdonald, D. W., 1980. Patterns of scent marking with urine and faeces amongst carnivore  
562 communities. *Symp. Zool. Soc. London* 45, 107–139.

563 Macdonald, D. W. 1985. The carnivores: order Carnivora. In: Brown, R., Macdonald, D.W.  
564 (Eds), Social odours in mammals. UK, Clarendon Press, Oxford, pp. 619–722

565 Macdonald, D. W., Yamaguchi, N., Kerby, G., 2000. Group-living in the domestic cat: its  
566 sociobiology and epidemiology. In: Turner, D.C. & Bateson, P.P.G. (Eds.), The domestic  
567 cat: The biology of its behaviour (2nd ed.).Cambridge University Press, Cambridge, pp.  
568 95–115.

569 Meek, P., Ballard, G., Fleming, P., Falzon, G., 2016. Are we getting the full picture? Animal  
570 responses to camera traps and implications for predator studies. *Ecol. Evol.* 6, 3216–3225.

571 Milkovic, M., Carbajo, A. E., Rubel, D., 2009. Spatial distribution of canine faeces in Buenos  
572 Aires suburbs: implications for public health. *Area* 41(3), 310–318.

573 Muñoz-Zanzi, C. A., Fry, P., Lesina, B., Hill, D., 2010. *Toxoplasma gondii* oocyst-specific  
574 antibodies and source of infection. *Emerg. Infect. Dis.* 16(10), 1591–1593.

575 Page, L. K, Robert K., Kazacos, K. R., 1998. Raccoon latrine structure and its potential role in  
576 transmission of *Baylisascaris procyonis* to vertebrates. *Am. Midl. Nat.* 140 (1), 180-185.

577 Page, L. K., Anchor, C., Luy, E., Kron, S., Larson, G., Madsen, L., Kellner, K., Smyser, T. J.  
578 2009. Backyard raccoon latrines and risk for *Baylisascaris procyonis* transmission to humans.  
579 *Emerg. Infect. Dis.* 15, 1530– 1531.

580 Polley, L. 2005. Navigating parasite webs and parasite flow: Emerging and re-emerging  
581 parasitic zoonoses of wildlife origin. *Int. J. Parasitol.* 35, 1279–1294.

582 R Core Team, 2014. R: A language and environment for statistical computing. R Foundation for  
583 Statistical Computing, Vienna, Austria. URL <http://www.R-project.org/>

584 Raoul, F., Hegglin, D., Giraudoux, P., 2015. Trophic ecology, behaviour and host population  
585 dynamics in *Echinococcus multilocularis* transmission. *Vet. Parasitol.* 213, 162–171.

586 Richomme, C., Afonso, E., Tolon, V., Ducrot, C., Halos, L., Alliot, A., Perret, C., Thomas, M.,  
587 Boireau, P., Gilot-Fromont, E., 2010. Seroprevalence and factors associated with *Toxoplasma*



588 *gondii* infection in wild boar (*Sus scrofa*) in a Mediterranean island. *Epidemiol. Infect.* 138,  
589 1257–1266.

590 Robertson, I. D., Thompson, R. C., 2002. Enteric parasite zoonoses of domesticated dogs and cats.  
591 *Microbes Infect.* 4, 867–873.

592 Rodgers, T. W., Giacalone, J., Heske, E. J., Pawlikowski, N. C., Schooley, R. L., 2015.  
593 Communal latrines act as potentially important communication centers in ocelots *Leopardus*  
594 *pardalis*. *Mammalian Biology* 80, 380-384.

595 Rovero, F., Tobler, M., Sanderson, J., 2010. Camera trapping for inventorying terrestrial  
596 vertebrates. *Man. Field Rec. Tech. Protoc. Taxa Biodivers. Invent. Monit. Belg. Natl. Focal*  
597 *Point Glob. Taxon. Initiat.* 100–128.

598 Say, L., Pontier, D., Natoli, E., 1999. High variation in multiple paternity of domestic cats (*Felis*  
599 *catus L.*) in relation to environmental conditions. *Proc. R. Soc. Lond. B* 266, 2071–2074.

600 Schares, G., Ziller, M., Herrmann, D. C., Globokar, M. V., Pantchev, N., Conraths, F. J., 2016.  
601 Seasonality in the proportions of domestic cats shedding *Toxoplasma gondii* or *Hammondia*  
602 *hammondi* oocysts is associated with climatic factors. *Int. J. Parasitol.* 46, 263–273.

603 Simon, J. A., Kurdziewicz, S., Jeannot, E., Dupuis, E., Marnef, F., Aubert, D., Villena, I.,  
604 Poulle M.-L., 2017. Spatial distribution of soil contaminated with *Toxoplasma gondii* in  
605 relation to the distribution and use of domestic cat defecation sites on dairy farms. *Int. J.*  
606 *Parasitol.* 47, 357–367.

607 Simon, J. A., Pradel, R., Villena, I., Aubert, D., Poulle, M.-L., 2018. A multi-event capture-  
608 recapture analysis of seroconversion dynamic to *Toxoplasma gondii* in farm cats. *Parasites &*  
609 *Vectors* 11: 339.

610 Soler, L., Lucherini, M., Manfredi, C., Ciuccio, M., Casanave, E. B., 2009. Characteristics of  
611 defecation sites of the Geoffroy's cat *Leopardus geoffroyi*. *Mastozool. Neotrop.* 16, 485–  
612 489.

613 Tenter, A. M., Heckerroth, A. R., Weiss, L. M., 2000. *Toxoplasma gondii*: from animals to  
614 humans. *Int. J. Parasitol.* 30, 1217–1258.

615 Traversa, D., Frangipane di Regalbono, A., Di Cesare A., La Torre, F., Drake, J., Pietrobelli M.,  
616 2014. Environmental contamination by canine geohelminths. *Parasites & Vectors* 7: 67.

617 Trolliet, F., Huyen, M.-C., Vermeulen, C., Hambuckers, A., 2014. Use of camera traps for  
618 wildlife studies. A review. *Biotechnol. Agron. Société Environ.* 18, 446–454.

619 Turner, D.C., Bateson, P., 2013. *The domestic cat. The biology of its behaviour.* Third Edition,  
620 Cambridge Univ. Press, 279 pp.

621 VanWormer, E., Fritz, H., Shapiro, K., Mazet, J. A. K., Conrad, P. A., 2013. Molecules to  
622 modeling: *Toxoplasma gondii* oocysts at the human-animal-environment interface. *Comp.*  
623 *Immunol. Microbiol. Infect. Dis.* 36, 217–231.

624 Weigel, R. M., Dubey, J. P., Siegel, A. M., Kitron, U. D., Mannelli, A., Mitchell, M. A., Mateus-  
625 Pinilla, N. E., Thulliez, P., Shen, S. K., Kwok, O. C. H., Todd, K. S., 1995. Risk-factors for  
626 transmission of *Toxoplasma gondii* on swine farms in Illinois. *J. Parasitol.* 81, 736–741.

627 Zuur, A. F., Ieno, E. N, Walker, N. J., Saveliev, A. A., Smith, G. M., 2009. *Mixed effects models*  
628 *and extensions in ecology with R.* Springer-Verlag New York, 574 pp.

629

630 **Figure 1:** Maps of the three studied farms (A, B and C) showing the demarcation of the study  
631 area on each farm, the farm layout (buildings and land cover) and the locations of latrines (black  
632 boxes) and feeding sites. Sites marked 's' indicate the location of a feeding site in summer; 'w'  
633 indicates the location of a feeding site in winter. Absence of 's' or 'w' indicates that the location  
634 of the feeding site remained the same throughout the year.

635 **Figure 2:** Number of cat defecation events per latrine and per session predicted by the best model.  
636 The number of cat defecations varied according to cat category, latrine location relatively to a  
637 feeding point (close:  $\leq 18.5$  m or far:  $> 18.5$  m) and season. MF: sexually mature female, MM:  
638 sexually mature male, I: sexually immature cat. Summer: April–September, Winter: October–  
639 March.

640 **Figure 3:** Number of defecating cats per latrine predicted by the best model. The number of  
641 cats varied according to latrine location relative to a feeding point (close:  $\leq 18.5$  m or far:  
642  $> 18.5$  m).

643 **Figure 4:** Average latrine visit rates (number of visits/day/latrine) of micromammals (top),  
644 birds (middle) and other species (bottom) by latrine and by farm during the study period. The  
645 bars represent standard errors when latrines were visited during several sessions.

646

**Table 1:** Experimental design of the camera trap survey, composition of the cat population by session and number of recorded defecation events of individuals classified in one of the three categories: sexually immature cat, sexually mature male, sexually mature female.

Farm	Session	Season	No. days	No. cameras	No. detected latrines	No. mature ♂	No. mature ♀	No. immatures	No. defecations from mature ♂	No. defecations from mature ♀	No. defecations from immatures
A	S04	S	10	10	5	6	3	6	4	2	5
	S08	W	12	12	3	5	3	1	14	3	1
	S11	W	11	12	5	5	3	0	11	5	0
	S15	S	15	13	6	4	3	0	15	17	0
	S20	S	13	13	6	3	3	5	0	3	19
B	S3	S	10	13	4	6	3	13	1	12	22
	S7	W	12	12	5	6	4	12	8	8	29
	S12	W	10	12	4	6	6	12	25	15	25
	S16	S	10	13	4	6	6	11	11	13	30
	S19	S	10	12	7	7	7	9	7	8	34
C	S01	S	9	12	7	5	3	7	1	3	9
	S05	S	12	13	7	5	3	8	3	7	18
	S09	W	10	13	7	5	3	8	4	0	11
	S13	W	13	13	9	5	4	4	12	8	12
	S17	S	14	12	8	8	3	2	15	7	3
	S21	S	10	12	6	7	2	4	5	4	7

S: Summer (April–September), W: Winter (October–March), ♀: female, ♂: male.

**Table 2:** Model selection for the number of cat defecation events per latrine (a) and for the number of cats defecating in latrines (b). Only the first models showing the lowest Akaike’s information criterion value corrected for a small sample size and overdispersion (QAICc) are presented. Values in bold correspond to the most parsimonious model.  $\Delta_i$ : difference between the QAICc and the lowest QAICc value. Cat: sexually immature cat, sexually mature male or sexually mature female, Distance: location of latrine relative to the nearest feeding point (‘close to’ or ‘far from’), Season: summer (April–September) or winter (October–March).

Model	Residual deviance	No. estimated parameters	QAICc	$\Delta_i$	Model weight
(a) Number of defecations					
<b><i>Cat+Distance+Season+Cat*Distance+Cat*Season</i></b>	<b>943.8</b>	<b>11</b>	<b>440.9</b>	<b>0.00</b>	<b>0.49</b>
<i>Cat+Distance+Season+Cat*Distance+Cat*Season+Distance*Season</i>	943.5	12	442.9	2.00	0.17
<i>Cat+Distance+Cat*Distance</i>	964.5	8	443.5	2.65	0.13
<i>Cat+Distance+Season+Cat*Season</i>	962.4	9	444.7	3.86	0.07
<i>Cat+Distance+Season+Cat*Distance</i>	964.3	9	445.6	4.72	0.05
(b) Number of defecating cats					
<b><i>Distance</i></b>	<b>549.4</b>	<b>4</b>	<b>299.4</b>	<b>0.00</b>	<b>0.20</b>
<i>Distance+Season+Distance*Season</i>	542.3	6	299.8	0.46	0.16
<i>Distance+Season</i>	546.4	5	299.9	0.54	0.15
<i>Cat+Distance</i>	543.7	6	300.5	1.19	0.11
<i>Cat+Distance+Season+Distance*Season</i>	536.8	8	301.2	1.80	0.08
<i>Cat+Distance+Season</i>	540.9	7	301.2	1.84	0.08
<i>Cat+Distance+Cat*Distance</i>	537.9	8	301.7	2.38	3.06

**Table 3:** Parameters of the final models retained to explain the number of faeces deposited per latrine (a) and the number of cats defecating in latrines (b). For each variable modality the table indicates the parameter estimate and its standard error (SE). Values in bold correspond to P-values  $\leq 0.05$ . The modalities of each variable were: for Cat: sexually mature males, sexually mature females or sexually immature cats, for Distance: location of latrine relative to the nearest feeding point ('close to' or 'far from'), for Season: summer (April–September) or winter (October–March). The effects of Cat in the upper part of the table stands for the effect of Cat for the reference category, *i.e.*, individuals far from a feeding site and during summer. Because two interactions were selected (Cat\*Distance and Cat\*Season), the effect of Cat was not similar according to the distance and to the season. The Cat\*Distance parameters give the effect of Cat in individuals living close to a feeding site, and the Cat\*Season parameters stand for the effect of Cat in winter.

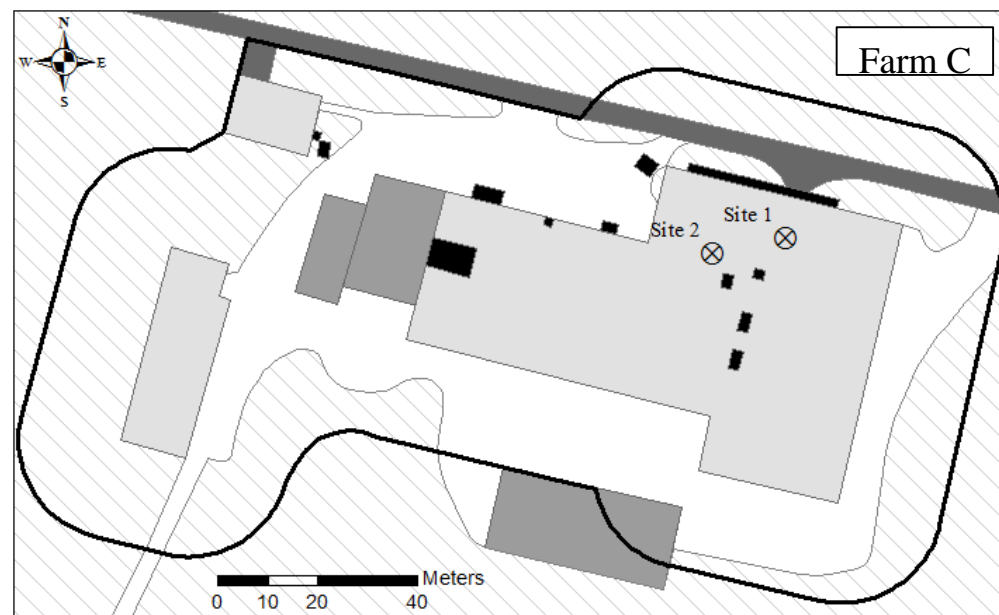
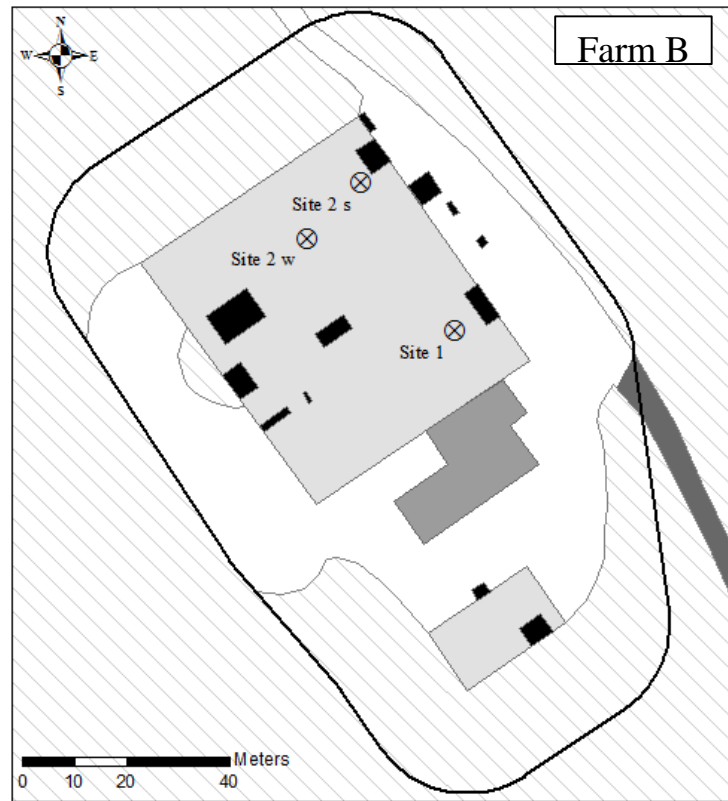
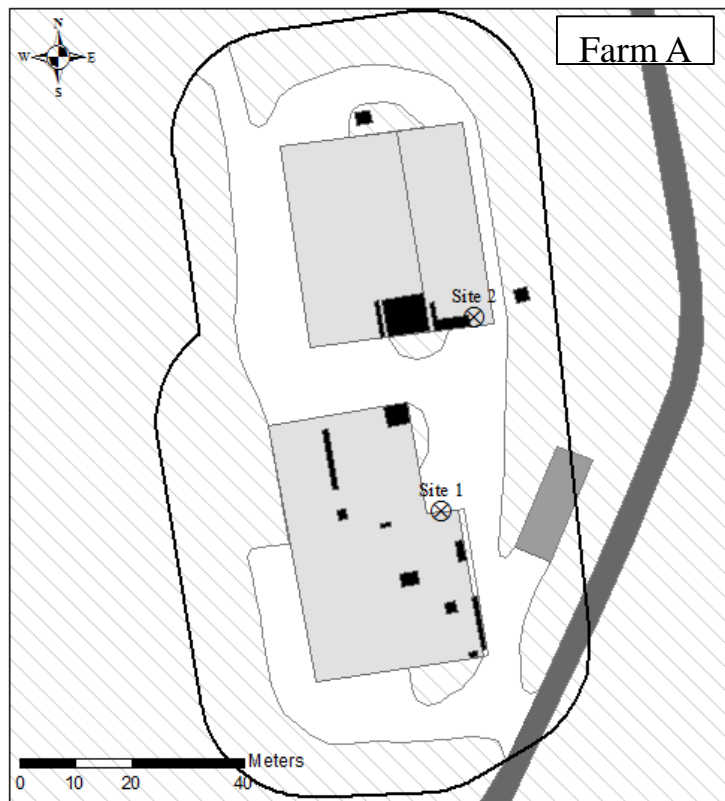
Variable	Description	Parameter estimate (SE)	P-value of the Wald test	Odds ratio	95% confidence interval
<b>(a) Number of defecations</b>					
<i>Cat</i>	Mature male (reference)				
	Mature female	2.07 (0.48)	<b>&lt;0.001</b>	7.93	3.11–20.24
	Immature	1.26 (0.50)	<b>0.011</b>	3.52	1.33–9.31
<i>Season</i>	Summer (reference)				
	Winter	0.78 (0.34)	<b>0.019</b>	2.17	1.14–4.16
<i>Distance</i>	Far from a feeding site (reference)				
	Close to a feeding site	2.24 (0.54)	<b>&lt;0.001</b>	9.42	3.29–26.93
<i>Cat*Distance</i>	Mature male*Close from a feeding site (reference)				
	Mature female*Close to a feeding site	-1.65 (0.48)	<b>&lt;0.001</b>	0.19	0.07–0.49
	Immature*Close to a feeding site	-0.34 (0.50)	0.489	0.71	0.26–1.89
<i>Cat*Season</i>	Mature male*Winter (reference)				
	Mature female*Winter	-0.81 (0.27)	<b>0.002</b>	0.44	0.26–0.75
	Immature*Winter	-1.03 (0.24)	<b>&lt;0.001</b>	0.36	0.22–0.57

(b) Number of defecating cats

---

<i>Distance</i>	Far from a feeding point (reference)				
	Close to a feeding point	0.98 (0.24)	<b>&lt;0.001</b>	2.67	1.66–4.30

---



**Legend**

-  Courtyard
-  Silage
-  Road
-  Grassland
-  Building
-  Study area
-  Latrine
-  Feeding site



