



HAL
open science

Mimicking schizophrenia symptoms in mice by combining factors: genetic, early environmental stress and late pharmacological conditioning

Valentine Bouët, Solenn Percelay, Nicole Turnbull, Thomas Freret, Michel Boulouard

► To cite this version:

Valentine Bouët, Solenn Percelay, Nicole Turnbull, Thomas Freret, Michel Boulouard. Mimicking schizophrenia symptoms in mice by combining factors: genetic, early environmental stress and late pharmacological conditioning. NeuroFrance, May 2019, Marseille, France. hal-02492831

HAL Id: hal-02492831

<https://hal.science/hal-02492831>

Submitted on 27 Feb 2020

HAL is a multi-disciplinary open access archive for the deposit and dissemination of scientific research documents, whether they are published or not. The documents may come from teaching and research institutions in France or abroad, or from public or private research centers.

L'archive ouverte pluridisciplinaire **HAL**, est destinée au dépôt et à la diffusion de documents scientifiques de niveau recherche, publiés ou non, émanant des établissements d'enseignement et de recherche français ou étrangers, des laboratoires publics ou privés.

Mimicking schizophrenia symptoms in mice by combining factors: genetic, early environmental stress and late pharmacological conditioning

Valentine Bouet, Solenn Percelay, Nicole Turnbull, Thomas Freret, Michel Boulouard
COMETE, UMR 1075 INSERM/Unicaen

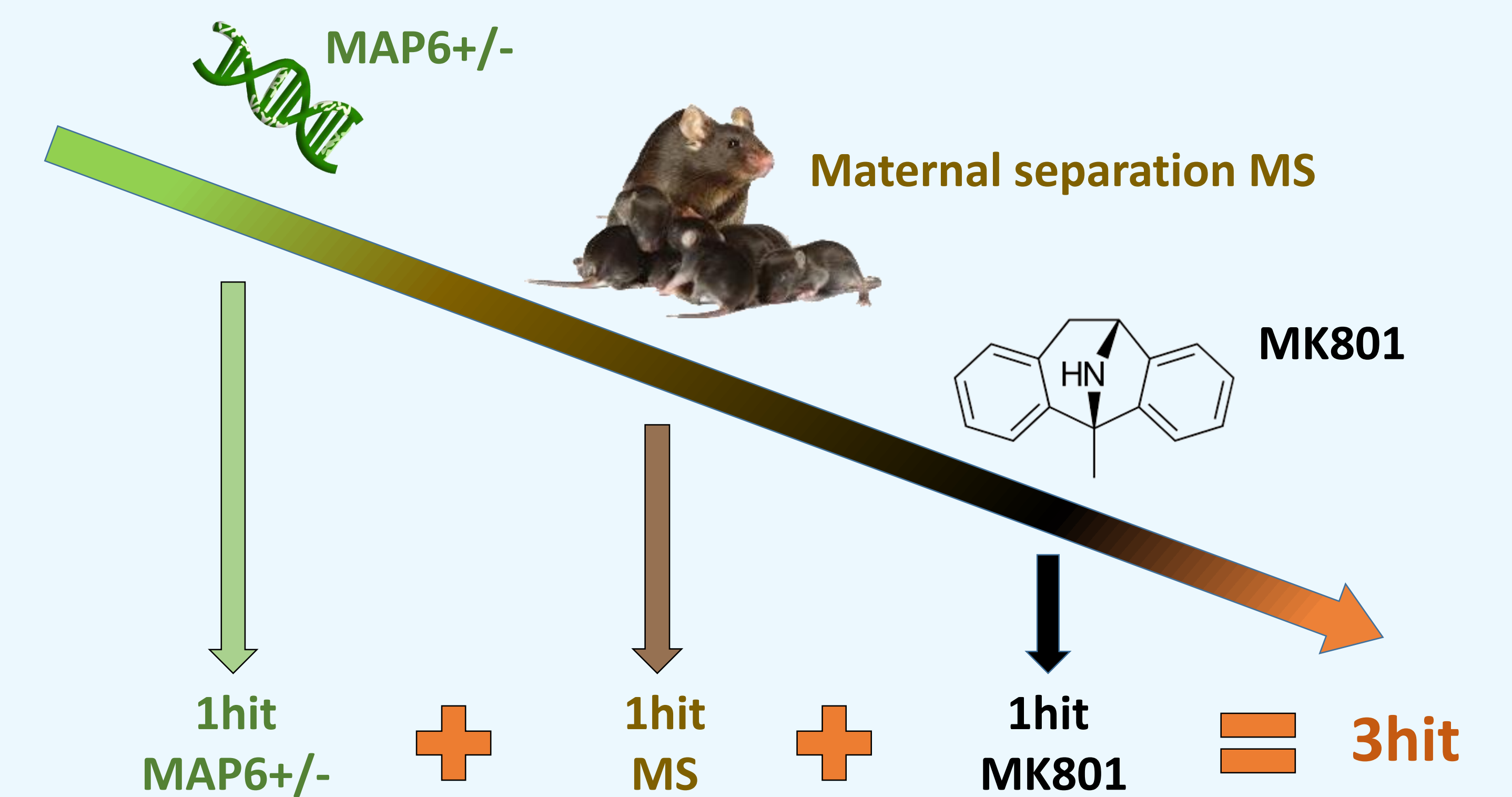
1. Schizophrenia

- Frequent psychiatric disease 1%
- Multifactorial etiology
- Unsatisfactory treatments

Crucial need to refine animal models of schizophrenia

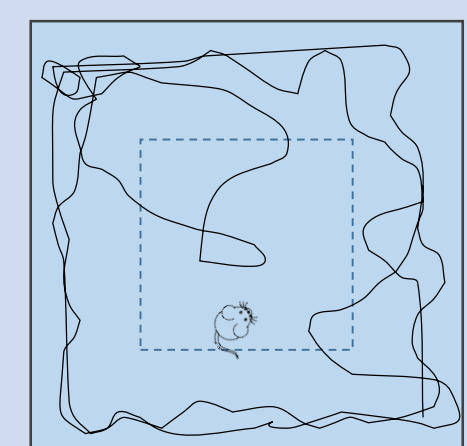
2. Our model

- Partial genetic deletion **MAP6**
Microtubule-Associated Protein 6
- Maternal Separation
24h in PND9 pups
- Subchronic MK801
0,05 mg/kg, ip, 5 days from PND60



3. Behavior

Openfield

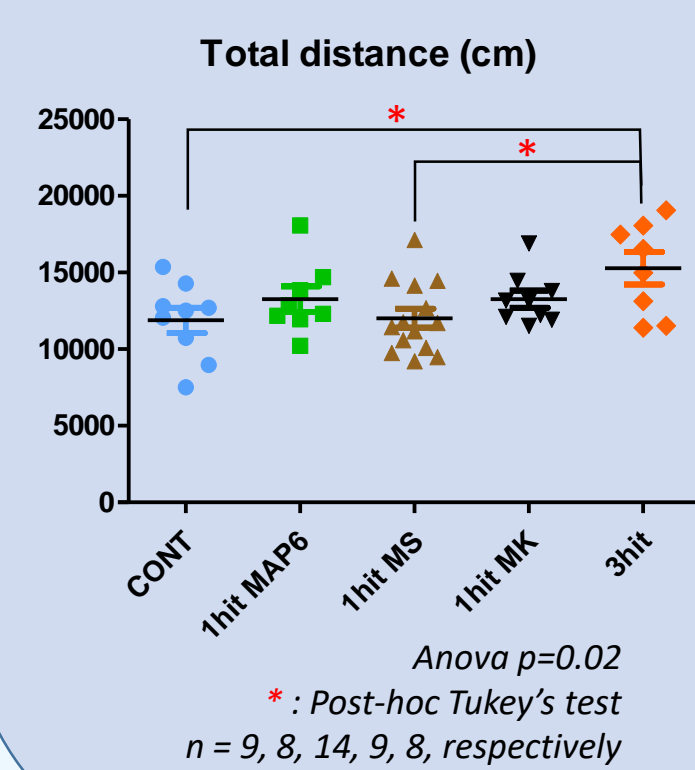


Traveled distance increased in 3hit

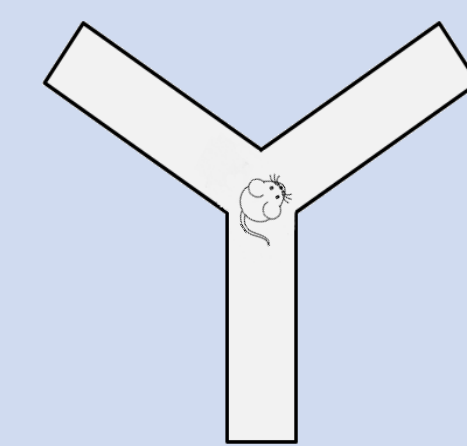
MAP6 and MK : intermediate profiles

No difference in time in the center

Hyperactivity : positive-like symptom?



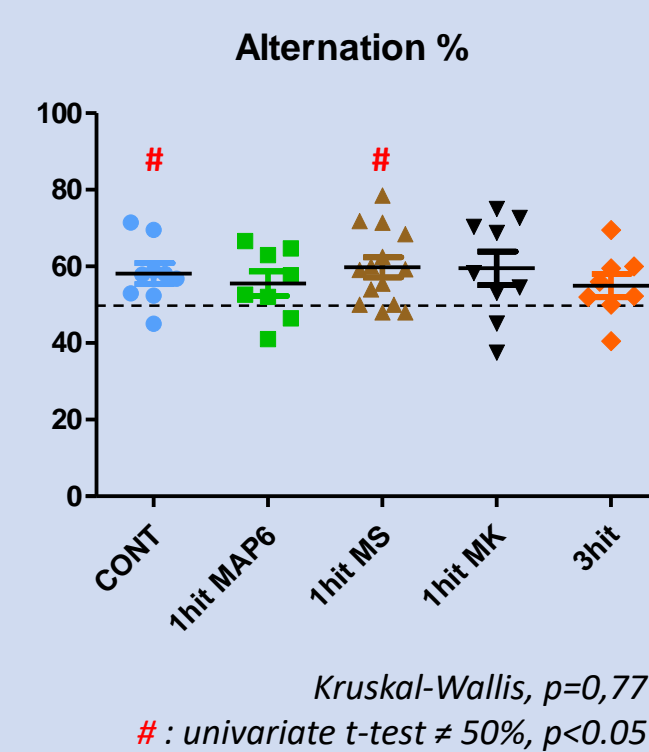
Working memory




Impaired performances in MAP6, MK and 3hit

Increased activity (number or arm entries) in MAP6 and 3hit

Deficit in working memory : Cognitive deficit

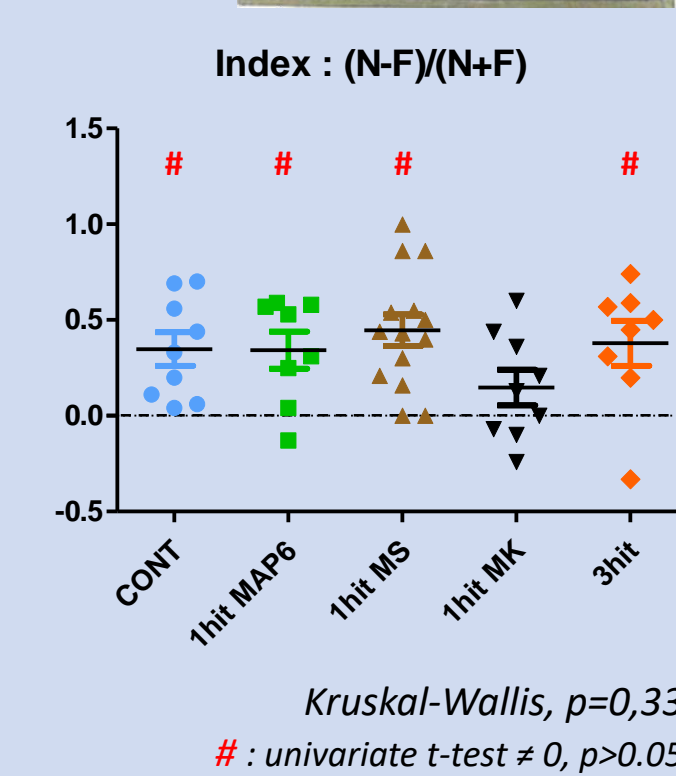


Object recognition



Impaired performances in MK But not evidenced in 3hit

No deficit in recognition memory



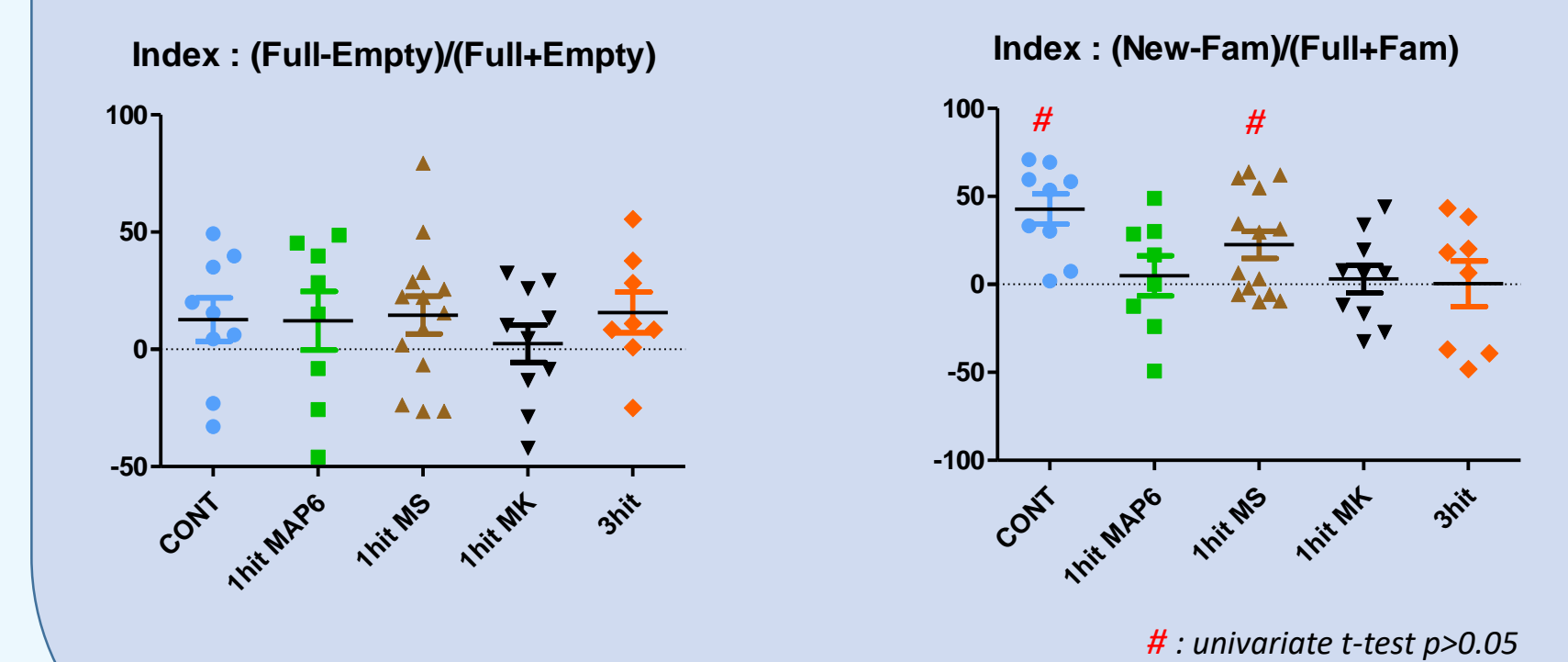
Social behavior



Social preference not observed in all groups

Social recognition altered in 1hit MAP6, 1hit MK and 3hit

Deficit in social recognition : Negative-like symptoms?



3hit model of schizophrenia mimics :

Positive like symptoms (increased spontaneous activity)

Negative like symptoms (decreased social recognition)

Cognitive-like symptoms (decreased working memory performances)

Construct validity ✓

Face validity ✓

Ongoing : parvalbumin+ neurons

To do : predictive validity

