



HAL
open science

Repeating fast radio bursts caused by small bodies orbiting a pulsar or a magnetar

Fabrice Mottez, Philippe Zarka, Guillaume Voisin

► **To cite this version:**

Fabrice Mottez, Philippe Zarka, Guillaume Voisin. Repeating fast radio bursts caused by small bodies orbiting a pulsar or a magnetar. 2020. hal-02490705v2

HAL Id: hal-02490705

<https://hal.science/hal-02490705v2>

Preprint submitted on 11 May 2020 (v2), last revised 2 Dec 2020 (v4)

HAL is a multi-disciplinary open access archive for the deposit and dissemination of scientific research documents, whether they are published or not. The documents may come from teaching and research institutions in France or abroad, or from public or private research centers.

L'archive ouverte pluridisciplinaire **HAL**, est destinée au dépôt et à la diffusion de documents scientifiques de niveau recherche, publiés ou non, émanant des établissements d'enseignement et de recherche français ou étrangers, des laboratoires publics ou privés.

Repeating fast radio bursts caused by small bodies orbiting a pulsar or a magnetar

Fabrice Mottez¹, Philippe Zarka², Guillaume Voisin^{3,1}

¹ LUTH, Observatoire de Paris, PSL Research University, CNRS, Université de Paris, 5 place Jules Janssen, 92190 Meudon, France

² LESIA, Observatoire de Paris, PSL Research University, CNRS, Université de Paris, Sorbonne Université, 5 place Jules Janssen, 92190 Meudon, France.

³ Jodrell Bank Centre for Astrophysics, Department of Physics and Astronomy, The University of Manchester, Manchester M19 9PL, UK

May 11, 2020

ABSTRACT

Context. Asteroids orbiting into the highly magnetized and highly relativistic wind of a pulsar offer a favourable configuration for repeating fast radio bursts (FRB). The body in direct contact with the wind develops a trail formed of a stationary Alfvén wave, called an *Alfvén wing*. When an element of wind crosses the Alfvén wing, it sees a rotation of the ambient magnetic field that can cause radio-wave instabilities. In the observer’s reference frame, the waves are collimated in a very narrow range of directions, and they have an extremely high intensity.

Aims. A previous work, published in 2014, showed that planets orbiting a pulsar can cause FRB when they pass in our line of sight. We predicted periodic FRB. Since then random FRB repeaters have been discovered. We present an upgrade of this theory where repeaters can be explained by the interaction of smaller bodies with a pulsar wind.

Methods. Considering the properties of relativistic Alfvén wings attached to a body in the pulsar wind, and taking thermal consideration into account (the body must be in solid state) we conduct a parametric study.

Results. We find that FRBs, including the Lorimer burst (30 Jy), can be explained by small size pulsar companions (1 to 10 km) between 0.03 and 1 AU from a highly magnetized millisecond pulsar. Some sets of parameters are also compatible with a magnetar, as suggested in the literature for FRB121102.

Conclusions. This model, after the present upgrade, is compatible with the properties discovered since its first publication in 2014, when repeating FRB were still unknown. It is based on standard physics, and on common astrophysical objects that can be found in any kind of galaxy. It requires 10^{10} times less power than (common) isotropic-emission FRB models.

Key words. FRB, Fast radio burst, pulsar, pulsar wind, pulsar companion, asteroids, Alfvén wing, FRB repeaters, Lorimer burst collimated radio beams

1. Introduction

Mottez & Zarka (2014) (hereafter MZ14) proposed a model of FRBs that involves common celestial bodies, neutron stars (NS) and planets orbiting them, well proven laws of physics (electromagnetism), and a moderate energy demand that allows for a narrowly beamed continuous radio-emission from the source that sporadically illuminates the observer. Putting together these ingredients, the model is compatible with the localization of FRB sources at cosmological distances (Chatterjee et al. 2017), it can explain the milliseconds burst duration, the flux densities above 1 Jy, and the range of observed frequencies. In an erratum re-evaluating the magnetic flux and thus the magnetic field in the pulsar wind, Mottez & Heyvaerts (A&A 2020, submitted, hereafter MH20) revised the emitted radio frequency and flux density, and concluded that observed FRB characteristics are rather compatible with companions of millisecond highly magnetized pulsars. These pulsar characteristics correspond to young neutron stars. The present paper is an upgrade of this revised model, in the light of the discovery of repeating radio bursts made since the date of publication of MZ14 (Spitler et al. 2016; CHIME/FRB Collaboration et al. 2019). The main purpose of this upgrade is the modeling of the random repeating bursts, and the strong linear polarization possibly associated with huge magnetic rotation measures (Michilli et al. 2018; Gajjar et al. 2018).

The MZ14 model consists of a planet orbiting a pulsar and embedded in its ultra-relativistic wind. From the light-cylinder up to an unknown distance, the wind is highly magnetized. Therefore, in spite of its velocity that is almost the speed of light c , the wind is slower than Alfvén and fast magnetosonic waves (that are even closer to c). We suppose that the companion is inside this sub-Alfvénic region of the wind. In that case, the body is not shielded behind a shock-wave, but directly in contact with the wind. Then, the disturbed plasma flow reacts by creating a strong potential difference across the companion. This is the source of an electromagnetic wake called Alfvén wings (AW) because it is formed of one or two stationary Alfvén waves. Each AW supports an electric current and an associated change of magnetic field direction. According to MZ14, when the wind crosses an Alfvén wing, it sees a temporary rotation of the magnetic field. This perturbation can be the cause of a plasma instability generating coherent radio waves. Since the pulsar companion and the pulsar wind are permanent structures, this radio-emission process is most probably permanent as well. The source of these radio waves being the pulsar wind when it crosses the Alfvén wings, and the wind being highly relativistic with Lorentz factors up to an expected value $\gamma \sim 10^6$, the radio source has a

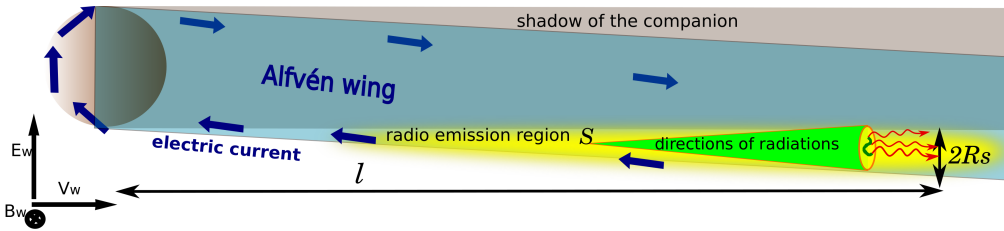


Fig. 1. Schematic view of the wake of a pulsar companion. The pulsar is far to the left out of the figure. The wind velocity \mathbf{v}_w , the wind magnetic field \mathbf{B}_w and the convection electric field \mathbf{E}_w directions are plotted on the left-hand side. The shadow is in gray. The Alfvén wing is in blue. The region from where we expect radio emissions (in yellow) is inside the wing and outside the shadow. Its largest transverse radius is R_S and its distance to the companion is l . Seen from the NS at a distance r , it subtends a solid angle Ω_σ . Any point source S in the source region can generate radio waves. Because of the relativistic aberration, their directions are contained in a narrow beam (in green) of solid angle $\pi\gamma^{-2}$. If the emission is not isotropic in the source reference frame, it is emitted in a subset of this cone (dark green tortuous line) from which emerging photons are marked with red arrows. Seen from the source point S , this dark green area subtends a solid angle Ω_{beam} .

highly relativistic motion relatively to the radio-astronomers who observe it. Because of the relativistic aberration that results, all the energy in the radio waves is concentrated into a narrow beam of aperture angle $\sim 1/\gamma$ rad (green cone attached to a source S in Fig. 1). Of course, we observe the waves only when we cross the beam. The motion of the beam (its change of direction) results primarily from the orbital motion of the pulsar companion. The radio-wave energy is evaluated in MZ14 and MH20, as well as its focusing, and it is shown that it is compatible with a brief emission observable at cosmological distances (~ 1 Gpc) with flux densities larger than 1 Jy.

Let us notice that in the non-relativistic regime, the Alfvén wings of planet/satellite systems and their radio emissions have been well studied, because this is the electromagnetic structure characterizing the interaction of Jupiter and its rotating magnetosphere with its inner satellites Io, Europa and Ganymede (Saur et al. 2004; Hess et al. 2007; Pryor et al. 2011; Louis et al. 2017; Zarka et al. 2018). It is also observed with the Saturn-Enceladus system (Gurnett et al. 2011).

The upgrade presented here is a generalization of MZ14. In MZ14, it was supposed that the radiation mechanism was the cyclotron maser instability (CMI), a relativistic wave instability that is efficient in the above mentioned solar-system Alfvén wings, with emissions at the local electron gyrofrequency and harmonics (Freund et al. 1983). Here, we consider that other instabilities as well can generate coherent radio emission, at frequencies much lower than the gyrofrequency, as is the case in the highly magnetized inner regions of pulsar environments. Removing the constraint that the observed frequencies are above the gyrofrequency allows for FRB radiation sources, i.e. pulsar companions,

much closer to the neutron star. Then, it is possible to explore the possibility of sources of FRB such as belts or streams of asteroids at a close distance to the neutron star. Of course, the ability of these small companions to resist evaporation must be questioned. This is why the present paper contains a detailed study of the companions thermal balance.

The model in MZ14 with a single planet leads to the conclusion that FRBs must be periodic, with a period equal to the companion orbital period, provided that propagation effects do not perturb too much the conditions of observation. The possibility of clusters of asteroids could explain the existence of non-periodic FRB repeaters, as those already discovered, because gravitational perturbations would prevent the same asteroid from being exactly on the pulsar-observer line at each orbit.

The present paper contains also a more elaborate reflection than in MZ14 concerning the duration of the observed bursts.

The MZ14 model was not the right one for FRBs since it didn't explain the random timing of FRB repeaters, this is why we upgrade it. Nevertheless, we can already notice that it contains a few elements that have been discussed separately in more recent papers. For instance, the energy involved in this model is smaller by orders of magnitudes than that required by quasi-isotropic emission models, because it involves a very narrow beam of radio emission. This concept alone is discussed in Katz (2017) where it is concluded, as in MZ14, that a relativistic motion in the source, or of the source, can explain the narrowness of the radio beam. This point is the key to the observability of a neutron star-companion system at cosmological distances.

Other ingredients of MZ14, not retained in the present paper, can also be found in the subsequent literature. For instance the idea of maser cyclotron instability for FRBs discussed in MZ14 is the main topic of Ghisellini (2017).

The present paper starts with key results, mostly derived from MZ14 and MH20. The question of asteroid heating is then detailed, and a constraint on the minimal size of a solid asteroid is derived. The possibility of asteroid belts orbiting pulsars is briefly discussed. An analysis of the burst duration and multiplicity is given. Then, a parametric study is presented. It is shown that it is compatible with high rotation measures measured, for instance, with FRB121102. The results of the parametric study are discussed. The model is compared with other model of pulsar-companion interactions. Before the conclusion, the number of asteroids required to explain the observed bursts rates is given.

Because there are a lot of notations, we gathered the most used of them in Table 1)

2. Pulsar companion in a pulsar wind: key results

2.1. Alfvén wings

Our hypothesis is that the pulsar wind velocity is less than the Alfvén wave velocity V_A . This is true up to some unknown distance from the light cylinder, in a broad range of latitudes, but probably not everywhere.

In these circumstances, a solid body orbiting a pulsar is not behind a magnetosonic shock wave. It is in direct contact with the pulsar wind. The wind velocity relatively to the orbiting companion \mathbf{V}_w crossed with the ambient magnetic field \mathbf{B}_w is the cause of an induced electric structure associated with an average field $\mathbf{E}_0 = \mathbf{V}_w \times \mathbf{B}_w$, called a unipolar inductor (Goldreich & Lynden-Bell 1969a).

The interaction of the unipolar inductor with the conducting plasma generates a stationary Alfvén wave attached to the body, called Alfvén wing (Neubauer 1980). The theory of Alfvén wings has been revisited in the context of special relativity by Mottez & Heyvaerts (2011). In a relativistic plasma flow, the current system carried by each AW (blue arrows in fig. 1), “closed at infinity”, has an intensity I_A related to the AW power \dot{E}_A by

$$\dot{E}_A = I_A^2 \mu_0 c, \quad (1)$$

where $\mu_0 c = 1/377$ mho is the vacuum conductivity.

2.2. Relativistic aberration and solid radiation angle

Let us consider a source of section σ_{source} , at a distance r from the neutron star, with each point of this source emitting radio-waves in a solid angle Ω_{beam} centered on the radial direction connecting it to the neutron star. The solid angle covered by this area as seen from the pulsar is $\Omega_\sigma = \sigma_{\text{source}}/r^2$. Let us characterize the source by an extent R_s (fig. 1), then $\sigma_{\text{source}} = \pi R_s^2$ and $\Omega_\sigma = \pi(R_s/r)^2$. Following MZ14, the source is attached to the pulsar wind during the crossing of the Alfvén wing. In the reference frame of the source, we suppose that the radio emission is contained in a solid angle Ω_A that can be $\ll 4\pi$. Because of the relativistic aberration, the radiation is emitted in a solid angle

$$\Omega_{\text{beam}} = \pi\gamma^{-2}(\Omega_A/4\pi). \quad (2)$$

The total solid angle of the radio emissions in the observer’s frame is $\Omega_T > \Omega_\sigma + \Omega_{\text{beam}} = \pi(s/r)^2 + \pi\gamma^{-2}(\Omega_A/4\pi)$. The parametric study conducted in section 7.1 shows that $\gamma \sim 10^6$ and $s < 500$ m and $r > 0.01$ AU. Then, practically, $\Omega_T \sim \Omega_{\text{beam}} = \gamma^{-2}(\Omega_A/4)$. This is the value used in the rest of the paper.

2.3. Alfvén wing radio emission

By extrapolation of known astrophysical systems, it was shown in MZ14 that the Alfvén wing is a source of radio-emissions of power

$$\dot{E}_R = \epsilon \dot{E}_A \quad (3)$$

where $2 \cdot 10^{-3} \leq \epsilon \leq 10^{-2}$ (Zarka et al. 2001; Zarka 2007). The resulting flux density at distance D from the source is

$$\left(\frac{S}{\text{Jy}}\right) = 10^{-27} A_{\text{cone}} \left(\frac{\epsilon}{10^{-3}}\right) \left(\frac{\gamma}{10^5}\right)^2 \left(\frac{\dot{E}_A}{\text{W}}\right) \times \left(\frac{\text{Gpc}}{D}\right)^2 \left(\frac{1 \text{ GHz}}{\Delta f}\right). \quad (4)$$

where Δf is the spectral bandwidth of the emission, γ is the pulsar wind Lorentz factor, and γ^2 in this expression is a consequence of the relativistic beaming: the radio emissions are focused into a cone of characteristic angle $\sim \gamma^{-1}$ when $\gamma \gg 1$.

The coefficient A_{cone} is an anisotropy factor. Let Ω_A be the solid angle in which the radio-waves are emitted in the source frame. Then, $A_{\text{cone}} = 4\pi/\Omega_A$. If the radiation is isotropic in the source frame, $A_{\text{cone}} = 1$, otherwise, $A_{\text{cone}} > 1$. For instance, with the CMI, $A_{\text{cone}} \sim 100$ (Louis et al. 2019).

Since the wing is powered by the pulsar wind, the observed flux density of equation (4) can be related to the properties of the pulsar by expressing \dot{E}_A as a function of P_* and B_* , respectively the spin period and surface magnetic field of the neutron star, and the size of the object R_c . Thus, equation (4) becomes,

$$\left(\frac{S}{\text{Jy}}\right) = 2.7 \times 10^{-9} A_{\text{cone}} \left(\frac{\gamma}{10^5}\right)^2 \left(\frac{\epsilon}{10^{-3}}\right) \left(\frac{R_c}{10^7 \text{ m}}\right)^2 \times \left(\frac{1 \text{ AU}}{r}\right)^2 \left(\frac{R_*}{10^4 \text{ m}}\right)^6 \times \left(\frac{B_*}{10^5 \text{ T}}\right)^2 \left(\frac{10 \text{ ms}}{P_*}\right)^4 \left(\frac{\text{Gpc}}{D}\right)^2 \left(\frac{1 \text{ GHz}}{\Delta f}\right). \quad (5)$$

The luminosity of the source can also be expressed in terms of equivalent isotropic luminosity $\dot{E}_{\text{iso,S}} = 4\pi S D^2 \Delta f$, which in terms of reduced units reads

$$\left(\frac{\dot{E}_{\text{iso,S}}}{\text{W}}\right) = 1.28 \times 10^{35} \left(\frac{S}{\text{Jy}}\right) \left(\frac{D}{\text{Gpc}}\right)^2 \left(\frac{\Delta f}{\text{GHz}}\right). \quad (6)$$

Observations of FRB of known distances (up to ~ 1 Gpc) reveal values of $\dot{E}_{\text{iso,S}}$ in the range 10^{33} to 10^{37} W (Luo et al. 2020). This is compatible with fiduciary values appearing in Eq. (6).

2.4. Another way of computing the radio flux

As shown in Mottez & Heyvaerts (2011), the optimal power of the Alfvén wing \dot{E}_A is the fraction of the pulsar Poynting flux intercepted by the companion section. Following

Eq. (3), the radio power is $\dot{E}'_R = \epsilon \dot{E}'$, where the prime denotes the present alternative computation. Still considering that, at the companion separation r , most of the pulsar spin-down power \dot{E}'_{sd} is in the form of the Poynting flux,

$$\dot{E}'_R = \epsilon \dot{E}'_{\text{sd}} \frac{\pi R_c^2}{4\pi r^2}. \quad (7)$$

The equivalent isotropic luminosity is

$$\dot{E}'_{\text{iso}} = \dot{E}'_R \frac{4\pi}{\Omega_{\text{beam}}} = \epsilon \dot{E}'_{\text{sd}} \frac{R_c^2}{r^2} \gamma^2 \frac{4\pi}{\Omega_A}, \quad (8)$$

where again, the prime means “alternative to Eq. (6)”. In terms of reduced units,

$$\left(\frac{\dot{E}'_{\text{iso}}}{\text{W}} \right) = 5.52 \times 10^2 \left(\frac{\dot{E}'_{\text{sd}}}{\text{W}} \right) \left(\frac{R_c}{10^4 \text{km}} \right)^2 \left(\frac{AU}{r} \right)^2 \left(\frac{\gamma}{10^5} \right)^2. \quad (9)$$

Let us notice that, owing to the relativistic beaming factor γ^2 , this power can exceed the total pulsar spin-down power. This is possible because the radio beam covers a very small solid angle, at odds with the spin-down power that is a source of Poynting flux in almost any direction.

This equation can be used in practice only if $\dot{E}'_{\text{sd}} = I \Omega_* \dot{\omega}_*$ can be derived from our parameter set. The fiduciary value of inertial momentum is $I = 10^{38} \text{ kg.m}^2$. Our parameters do not include explicitly $\dot{\omega}_*$. Fortunately, we can use the approximate expression

$$\dot{E}'_{\text{sd}} = \frac{\Omega_*^4 B_*^2 R_*^6}{c^3} (1 + \sin^2 i) \quad (10)$$

where i is the magnetic inclination angle (Spitkovsky 2006). We choose the conservative value $i = 0^\circ$. With normalized values,

$$\left(\frac{\dot{E}'_{\text{sd}}}{\text{W}} \right) = 5.8 \times 10^{26} \left(\frac{R_*}{10 \text{ km}} \right)^6 \left(\frac{B_*}{10^5 \text{T}} \right)^2 \left(\frac{10 \text{ ms}}{P_*} \right)^4 \quad (11)$$

This way of computing the radio flux, if introduced with different concepts, without any explicit mention of Alfvén wings, should be compatible with the one developed in section 2.3. In the parametric study, we will check the expected similarity of the two equivalent isotropic fluxes

$$\dot{E}'_{\text{iso}} \sim \dot{E}'_{\text{iso,S}}. \quad (12)$$

2.5. Frequencies

It was proposed in MZ14 that the instability triggering the radio emissions is the cyclotron maser instability. In spite of its name, the CMI is a fully relativistic phenomenon. We will see that for FRB121102 and other repeaters, the CMI cannot always explain the observed frequencies in the context of our model. The plasma process that can generate the observed radio waves is not the topic of the present paper and, as with coherent radio waves from pulsars, we expect that they depend on a series of plasma characteristics still difficult to constrain. One alternative to CMI, with lower emitted frequencies, is that

bunched streams of charged particles coherently radiate synchro-curvature radiation as they encounter the magnetic twist of the Alfvén wings, perhaps in a process akin to what has been proposed for the radio emission of the pulsar itself (see Melrose & Rafat (2017) for a recent discussion).

In any case, we can still use the electron gyrofrequency $f_{ce,o}$ in the observer’s frame as a useful scale. From MZ14, and MH20

$$\begin{aligned} \left(\frac{f_{ce,o}}{\text{Hz}}\right) &= 5.2 \times 10^4 \left(\frac{\gamma}{10^5}\right) \left(\frac{B_*}{10^5 \text{T}}\right) \times \\ &\quad \left(\frac{1\text{AU}}{r}\right)^2 \left(\frac{R_*}{10^4 \text{m}}\right)^3 \left(\frac{10\text{ms}}{P_*}\right) \times \\ &\quad \left\{1 + \left[\frac{\pi 10^5}{\gamma} \left(\frac{10\text{ms}}{P_*}\right) \left(\frac{r}{1\text{AU}}\right)\right]^2\right\}^{1/2}. \end{aligned} \quad (13)$$

When it is much larger than the observed radio frequencies of FRBs, the CMI can be discarded.

Figure 2 shows the dependence of the frequency on the wind Lorentz factor γ for various distances r between the NS and its companion. This is computed for a young pulsar: the magnetic field is $B_* = 10^8$ T and the spin period $T_* = 10$ ms, and $R_* = 10$ km. We can see that for distances below 0.1 AU, the CMI lower cut-off frequency is above 2 GHz. Observed FRB radio frequencies correspond to asteroids at 1 AU or beyond. For bodies orbiting closer, another instability must be at play.

For further use in section 7.3, let us mention that the magnetic field in the inner magnetosphere is approximately a dipole field. In the wind, its amplitude dominated by the toroidal component decreases as r^{-1} , and the transition near r_{LC} is continuous,

$$\begin{aligned} B &= B_* \left(\frac{R_*}{r}\right)^3 \quad \text{for } r < r_{LC}, \\ B &= B_* \left(\frac{R_*^3}{r_{LC}^2 r}\right) \quad \text{for } r \geq r_{LC}. \end{aligned} \quad (14)$$

2.6. Pulsar spin-down age

The chances of observing a FRB triggered by asteroids orbiting a pulsar will be proportional to the pulsar spin-down age $\tau_{sd} = P_*/2\dot{P}_*$. This definition combined with $\dot{E}_{sd} = -I\Omega_*\dot{\Omega}_*$ gives an expression depending on the parameters of our parametric study,

$$\tau_{sd} = \frac{2\pi^2 I}{P_*^2 \dot{E}_{sd}}. \quad (15)$$

In reduced units,

$$\left(\frac{\tau_{sd}}{\text{yr}}\right) = 6.6 \cdot 10^{10} \left(\frac{I}{10^{38} \text{ kg}\cdot\text{m}^2}\right) \left(\frac{10 \text{ ms}}{P_*}\right)^2 \left(\frac{10^{25} \text{ W}}{\dot{E}_{sd}}\right) \quad (16)$$

We can check, for consistency with observational facts, that a Crab-like pulsar ($P_* = 33$ ms and $\dot{E}_{sd} = 10^{31}$ W) has a spin-down age $\tau_{sd} \sim 6600$ yr, that is compatible with its age since the supernova explosion in 1054.

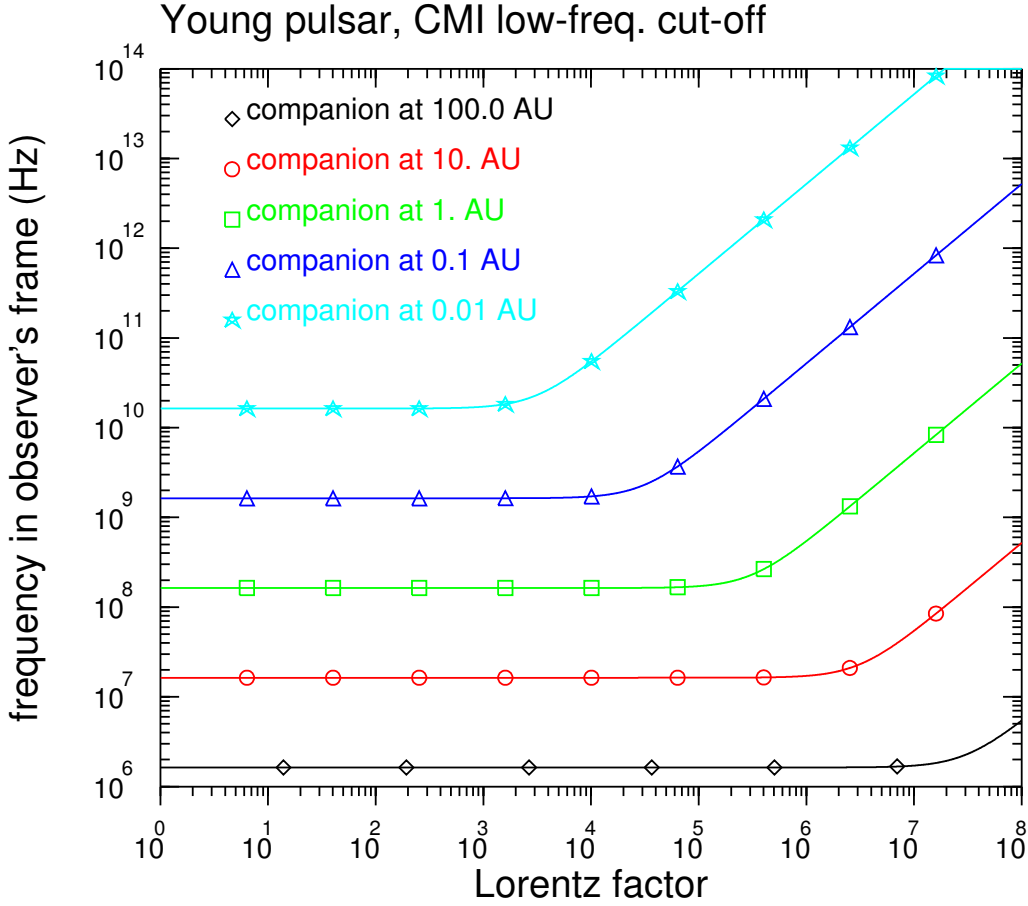


Fig. 2. Electron cyclotron frequency in the observer’s frame, from Eq. (13), as a function of the pulsar wind Lorentz factor γ for various distances of the companion. Values that are not varied are the same as in the text and are typical of a young pulsar. This frequency would be the low-frequency cut-off CMI waves.

3. Asteroid heating

3.1. Overview

The asteroid is heated by several distinct sources (see Table 1). Their effect can be quantified with the heating power \dot{E} measured in W.

The first two categories of thermal energy for the companion are the thermal radiation of the neutron star, of luminosity L_T , and the energy resulting from the loss of rotational energy of the neutron star \dot{E}_{sd} . This last contribution is transformed inside the pulsar inner magnetosphere into a pulsar wave Poynting flux, into the pulsar wind kinetic energy, and into non-thermal high energy radiation.

Heating by the black-body radiation of the neutron star is a particular case of a basic phenomenon experimented by any kind of body orbiting any kind of star. The associated flux is noted \dot{E}_T (T for thermal). But the photon luminosity of the pulsar is not entirely composed of its thermal radiation, because of the gamma rays and of the X rays emitted

by the accelerated particles in the magnetosphere. We can note \dot{E}_{NT} the contribution of the non-thermal photons.

Heating by the Poynting flux carried by the pulsar wave is more specific. This wave is associated with the fast rotation of the neutron star magnetic field at the frequency Ω_* . It has a velocity c . It is a source of inductive heating. The associated heating power \dot{E}_{P} can be computed locally (nearby the companion) as the effect of a plane wave on a spherical conducting body.

The companion is also heated by direct absorption of the energy carried by the particles ejected by the pulsar (that is the pulsar wind beyond the light cylinder). We note \dot{E}_{W} the heating power of the particles in the pulsar wind.

Another process must be taken into account if the companion is immersed in a sub-Alfvénic wind : Joule heating by the Alfvén wing, associated with a power \dot{E}_{J} .

Let us investigate these sources of heat for the companion. We compute the corresponding $\dot{E}_{\text{T}}, \dot{E}_{\text{NT}}, \dot{E}_{\text{P}}, \dot{E}_{\text{W}}, \dot{E}_{\text{J}}$ for each of these sources. Then, the thermal equilibrium temperature T_{c} of the pulsar companion is

$$\dot{E}_{\text{T}} + \dot{E}_{\text{NT}} + \dot{E}_{\text{P}} + \dot{E}_{\text{W}} + \dot{E}_{\text{J}} = 4\pi\sigma_{\text{S}}R_{\text{c}}^2T_{\text{c}}^4, \quad (17)$$

where σ_{S} is the Stefan-Boltzmann constant, and R_{c} and T_{c} are radius and temperature of the companion object respectively.

3.2. Heating by thermal radiation from the neutron star

For heating by the star thermal radiation,

$$\dot{E}_{\text{T}} = \frac{L_{\text{T}}}{4} \left(\frac{R_{\text{c}}}{r} \right)^2 \quad \text{and} \quad L_{\text{T}} = 4\pi\sigma_{\text{S}}R_*^2T_*^4 \quad (18)$$

where L_{T} is the thermal luminosity of the pulsar, R_* and T_* are the neutron star radius and temperature, σ_{S} is the Stefan-Boltzmann constant and in international system units, $4\pi\sigma_{\text{S}} = 7 \times 10^{-7} \text{ Wm}^{-2}\text{K}^{-4}$. For $T_* = 10^6 \text{ K}$, and $T_* = 3 \times 10^5$, the luminosities are respectively $7 \times 10^{25} \text{ W}$ and 10^{24} W . This is consistent with the thermal radiation of Vela observed with Chandra, $L_{\text{T}} = 8 \times 10^{25} \text{ W}$ (Zavlin 2009).

3.3. Heating by the pulsar wave Poynting flux

Heating by the Poynting flux has been investigated in Kotera et al. (2016). Following their method,

$$\dot{E}_{\text{P}} = \left(\frac{f\dot{E}_{\text{sd}}}{f_{\text{p}}} \right) \left(\frac{Q_{\text{abs}}}{4} \right) \left(\frac{R_{\text{c}}}{r} \right)^2 \quad (19)$$

where \dot{E}_{sd} is the loss of pulsar rotational energy

The product $f\dot{E}_{\text{sd}}$ is the part of the rotational energy loss that is taken by the pulsar wave. The dimensionless factor f_{p} is the fraction of the sky into which the pulsar wind

Table 1. Notations and abbreviations. The indicated section is their first place of appearance.

Notation	Meaning	Which section
NS	neutron star	
AW	Alfvén wing	
FRB	fast radio burst	
RM	Faraday rotation measure	7.3
R_*, P_*, B_*	NS radius, spin period and surface magnetic field	
τ_{sd}	pulsar spin-down age	
r_{LC}	light cylinder radius	
γ	pulsar wind Lorentz factor	2.3
r	distance between the NS and its companion	2.2
T_{orb}, n_{orb}	orbital period and orbital frequency of the companion	6
R_c	companion radius	2.3
σ_c, ρ_c	companion conductivity and mass density	
I_A	electric current in the Alfvén wing	2.1
S	flux density of the FRB radio emission on Earth	2.3
ϵ	yield of the radio emission	2.3
D	distance between the NS and Earth	2.3
Δf	bandwidth of the FRB radio emissions	2.3
$f_{ce,o}$	frequency in the observer's frame of electron cyclotron motion in source frame	2.5
σ_{source}	surface covered by the source	2.2
Ω_σ	solid angle of the source seen from the NS	2.2
Ω_A	solid angle covered by the FRB emission in the source frame	2.2
Ω_{beam}	solid angle covered by the FRB emission in the observer's frame	2.2
$\alpha_\sigma, \alpha_{beam}$	summit angle of conical solid angles Ω_σ and Ω_{beam}	2.2
τ_{beam}	contribution of the angular opening of the beam to the FRB duration	6.1
τ_{source}	contribution of the size of the source to the FRB duration	6.1
τ_w	typical duration of a bunch of bursts associated with a single asteroid	6.2
α_w	summit angle of the cone swept by the signal under the effect of wind turbulence	6.2
n_g	rate of occurrence of bunches of FRB associated with a single companion	8.3
α	maximum orbital inclination angle in the asteroid belt	8.3
N	total number of asteroids	8.3
\dot{E}_A	electromagnetic power of the Alfvén wing	2.1
$\dot{E}_{iso}, \dot{E}'_{iso}$	equivalent isotropic luminosity of the source	2.3, 2.4
$\dot{E}_T \& L_T$	thermal radiation of the neutron star	3.2
\dot{E}_P	Poynting flux of the pulsar wave	3.3
Q_{abs}	Poynting flux absorption rate by the companion	3.3
Q_{max}	maximal value of Q_{abs} retained in our analysis	3.3
$\dot{E}_{NT} \& L_{NT}$	non-thermal photons of the neutron star	3.4
$\dot{E}_W \& L_W$	particles in the pulsar wind	3.5
\dot{E}_J	Joule heating by the Alfvén wing current	3.7
$f\dot{E}_{sd}$	fraction of the pulsar rotational energy loss injected into the pulsar wave Poynting flux	3.3
$(1-f)g\dot{E}_{sd}$	fraction of the pulsar rotational energy loss transformed into wind particle energy and	

is emitted. The absorption rate Q_{abs} of the Poynting flux by the companion is derived in Kotera et al. (2016) by application of the Mie theory with the Damie code based on Lentz (1976). For a metallic body whose size is less than $10^{-2}R_{\text{LC}}$, $Q_{\text{abs}} < 10^{-6}$ (see their Fig. 1). We note $Q_{\text{max}} = 10^{-6}$ this upper value.

The value $Q_{\text{max}} = 10^{-6}$ may seem surprisingly small. Indeed, for a large planet, we would have $Q_{\text{abs}} \sim 1$. To understand well what happens, we can make a parallel with the propagation of electromagnetic waves in a dusty interstellar cloud. The size of the dust grains is generally $\sim 1 \mu\text{m}$. Visible light, with smaller wavelengths ($\sim 500 \text{ nm}$) is scattered by these grains. But infrared light, with a wavelength larger than the dust grains is, in accordance with the Mie theory, not scattered, and the dusty cloud is transparent to infrared light. With a rotating pulsar, the wavelength of the “vacuum wave” (Parker spiral) is $\lambda \sim 2c/\Omega_*$ equal to twice the light cylinder radius $r_{\text{LC}} = c/\Omega_*$. Dwarf planets are comparable in size with the light cylinder of a millisecond pulsar and much smaller than that of a 1s pulsar, therefore smaller bodies always have a factor Q smaller or much smaller than 1. Asteroids up to 100 km are smaller than the light cylinder, therefore they don’t scatter, neither absorb, the energy carried by the pulsar “vacuum” wave. This is what is expressed with $Q_{\text{max}} = 10^{-6}$.

If the companion size is similar to the pulsar wavelength, that is twice the light-cylinder distance $2r_{\text{LC}}$, then heating by the Poynting flux cannot be neglected. In that case, we can take $Q_{\text{abs}} = 1$. Therefore, for medium size bodies for which gravitation could not retain an evaporated atmosphere, it is important to check if $R_c < 2r_{\text{LC}}$.

3.4. Heating by the pulsar non-thermal radiation

For heating by the star non-thermal radiation,

$$\dot{E}_{\text{NT}} = g_{\text{NT}} \frac{L_{\text{NT}}}{4} \left(\frac{R_c}{r} \right)^2 \quad (20)$$

where g_{NT} is a geometrical factor induced by the anisotropy of non-thermal radiation. In regions above non-thermal radiation sources, $g_{\text{NT}} > 1$, but in many other places, $g_{\text{NT}} < 1$. The total luminosity associated with non-thermal radiation L_{NT} depends largely on the physics of the magnetosphere, and it is simpler to use measured fluxes than those predicted by models and simulations.

With low-energy gamma-ray-silent pulsars, most of the energy is radiated in X-rays. Typical X-ray luminosities are in the range $L_X \sim 10^{25} - 10^{29} \text{ W}$, corresponding to a proportion $\eta_X = 10^{-2} - 10^{-3}$ of the spin-down luminosity \dot{E}_{sd} (Becker 2009).

Gamma-ray pulsars are more energetic. It is reasonable to assume gamma-ray pulsar luminosity $L_\gamma \sim 10^{26} - 10^{29} \text{ W}$ (Zavlin 2009; Abdo et al. 2013). The maximum of these values can be reached with young millisecond pulsars. For instance, the the Crab pulsar (PSR B0531+21), with a period $P_* = 33 \text{ ms}$ and $3.8 \times 10^8 \text{ T}$ has the second largest

known spin-down power 4.6×10^{31} W and its X-ray luminosity is $L_X = 10^{29}$ W (Becker 2009). Its gamma-ray luminosity, estimated with Fermi is $L_\gamma = 6.25 \times 10^{28}$ W above 100 MeV (Abdo et al. 2010b). Vela ($P_* = 89$ ms, $B_* = 3.2 \times 10^8$ T) has a lower luminosity: $L_X = 6.3 \times 10^{25}$ W in X-rays (including the already mentioned contribution of thermal radiation) and $L_\gamma = 8.2 \times 10^{27}$ W in gamma-rays (Abdo et al. 2010a).

Concerning the geometrical factor g_{NT} , it is important to notice that most of the pulsar X-ray and gamma-ray radiations are pulsed. Because this pulsation is of likely geometrical origin, their emission is not isotropic. Without going into the diversity of models that have been proposed to explain the high-energy emission of pulsars it is clear that i) the high-energy flux impinging on the companion is not constant and should be modulated by a duty cycle and ii) the companion may be located in a region of the magnetosphere where the high-energy flux is very different from what is observed, either weaker or stronger. It would be at least equal to or larger than the inter-pulse level.

If magnetic reconnection takes place in the stripped wind (see Pétri (2016) for a review), presumably in the equatorial region, then a fraction of the Poynting flux L_P should be converted into high-energy particles, or X-ray and gamma-ray photons (or accelerated leptons, see section 3.5), which would also contribute to the irradiation. At what distance does it occur? Some models based on a low value of the wind Lorentz factor ($\gamma = 250$ in Kirk et al. (2002)) evaluate the distance r_{diss} of the region of conversion at 10 to 100 r_{LC} (we note "diss" for dissipation of magnetic energy). With pulsars with $P \sim 0.01$ or 0.1 s, as we will see later, the companions would be exposed to a high level of X and gamma-rays. But, as we will also see, the simple consideration of γ as low as 250 does not fit our model. More recently, Cerutti & Philippov (2017) showed with numerical simulations a scaling law for r_{diss} , that writes $r_{\text{diss}}/R_{\text{LC}} = \pi\gamma\kappa_{\text{LC}}$ where κ_{LC} is the plasma multiplicity at the light cylinder. (The plasma multiplicity is the number of pairs produced by a single primary particle.) With multiplicities of order $10^3 - 10^4$ (Timokhin & Arons 2013) and $\gamma > 10^4$ (Wilson & Rees 1978; Ng et al. 2018), and the "worst case" $P_* = 1$ ms, we have $r_{\text{diss}} > 3$ AU, that is beyond the expected distance r of the companions causing FRBs, as will be shown in the parametric study (section 7).

Therefore, we can consider that the flux of high energy photons received by the pulsar companions is less than the flux corresponding to an isotropic luminosity L_{NT} , therefore we can consider that $g_{\text{NT}} \leq 1$.

3.5. Heating by the pulsar wind particles that hit the companion

Heating by absorption of the particle flux can be estimated on the basis of the density of electron-positron plasma that is sent away by the pulsar with an energy $\sim \gamma m_e c^2$. Let n be the number density of electron-positron pairs, we can write $n = \kappa \rho_G / e$ where ρ_G is the Goldreich-Julian charge density (also called co-rotation charge density), κ is the mul-

tiplicity of pair-creations, and e is the charge of the electron. We use the approximation $\rho_G = 2\epsilon_0\omega_*B_*$. Then,

$$L_W = \kappa n_G \gamma m_e c^2 4\pi R_*^2 f_W \quad (21)$$

where $f_W \leq 1$ is the fraction of the neutron star surface above which the particles are emitted. The flux \dot{E}_W is deduced from L_W in the same way as in Eq. (18),

$$\dot{E}_W = g_W \frac{L_W}{4} \left(\frac{R_c}{r} \right)^2 \quad (22)$$

where g_W is a geometrical factor depending on the wind anisotropy.

3.6. Added powers of the wind particles and of the pulsar non-thermal radiation

We can notice in Eq. (21) that the estimate of L_W depends on the ad-hoc factors κ , γ and f . Their estimates are highly dependent on the various models of pulsar magnetosphere. It is also difficult to estimate L_{NT} . Then, it is convenient to notice that there are essentially two categories of energy fluxes: those that are fully absorbed by the companion (high-energy particles, photons and leptons), and those that may be only partially absorbed (the Poynting flux). Besides, all these fluxes should add up to the total rotational energy loss of the pulsar \dot{E}_{sd} . Therefore, the sum of the high-energy contributions may be rewritten as being simply

$$g_W L_W + g_{NT} L_{NT} = (1 - f) g \dot{E}_{sd} \quad (23)$$

where f is the fraction of rotational energy loss into the pulsar wave, already accounted for in Eq. (19). This way of dealing with the problem allows an economy of ad-hoc factors. The dependency of g is a function of the inclination i of the NS magnetic axis relatively to the companion orbital plane as a consequence of the effects discussed in section 3.4. Following the discussion of the previous sections regarding g_W and g_{NT} , we assume generally that g is less than one.

3.7. Heating by the companion Alfvén wing

There is still one source of heat to consider : the Joule dissipation associated with the Alfvén wing electric current. The total power associated with the Alfvén wing is

$$\dot{E}_A \sim I_A^2 \mu_0 V_A = I_A^2 \mu_0 c. \quad (24)$$

where $V_A \sim c$ is the Alfvén velocity, and I_A is the total electric current in the Alfvén wing. A part \dot{E}_J of this power is dissipated into the companion by Joule heating

$$\dot{E}_J = \frac{I_A^2}{\sigma_c h} = \frac{\dot{E}_A}{\mu_0 c \sigma_c h} \quad (25)$$

where σ_c is the conductivity of the material constituting the companion, and h is the thickness of the electric current layer. For a small body, relatively to the pulsar wavelength

c/Ω_* , we have $h \sim R_c$. For a rocky companion, $\sigma_c \sim 10^{-3} \text{ mho.m}^{-1}$, whereas for iron $\sigma_c \sim 10^7 \text{ mho.m}^{-1}$.

Actually, the AW takes its energy from the pulsar wave Poynting flux, and we could consider that \dot{E}_A is also a fraction of the power $f\dot{E}_P$. We could then conceal this term in the estimate of f . Nevertheless, we keep it explicitly for the estimate of the minimal companion size that could trigger a FRB, because we need to know \dot{E}_A for the estimation of the FRB power.

4. The minimal companion size required for FRB

The pulsar companion can survive only if it does not evaporate. As we will see in the parametric studies, the present model works better with metallic companions. Therefore, we anticipate this result and we consider that its temperature must not exceed the iron fusion temperature $T_{\text{max}} \sim 1400 \text{ K}$. Inserting T_{max} in equation (17) provides an upper value of \dot{E}_A , whereas Eq. (4) with a minimum value $S = 1 \text{ Jy}$ provides a lower limit $\dot{E}_{A\text{min}}$ of \dot{E}_A . The combination of these relations sets a constrain on the companion radius

$$R_c^3 \mu_0 c \sigma_c \left[4\pi \sigma_S T_{\text{max}}^4 - \frac{X}{4r^2} \right] > \dot{E}_{A\text{min}} \quad (26)$$

where $E_{A\text{min}}$ is given by Eq. (4) with $S = 1 \text{ Jy}$, and

$$X = 4\pi R_*^2 \sigma_S T_*^4 + ((1-f)g + \frac{f}{f_p} Q_{\text{abs}}) \dot{E}_{\text{sd}} \quad (27)$$

Because the coefficient of inductive energy absorption $Q_{\text{abs}} < Q_{\text{max}} = 10^{-6}$, and f_p is a larger fraction of unity than f we can neglect the contribution of the inductive heating \dot{E}_P . Combining with Eq. (4), with $T_{\text{max}} = 1400 \text{ K}$ for iron fusion temperature, and using normalized figures, we finally get the condition for the companion to remain solid:

$$R_c^3 \left(\frac{\sigma_c}{10^7 \text{ mho}} \right) \left[2.7 \cdot 10^4 \left(\frac{T_c}{1400 \text{ K}} \right)^4 - \left(\frac{\text{AU}}{r} \right)^2 X \right] > 2.7 \cdot 10^{15} \frac{Y}{A_{\text{cone}}} \quad (28)$$

where

$$X = 7 \left(\frac{R_*}{10^4 \text{ m}} \right)^2 \left(\frac{T_*}{10^6 \text{ K}} \right)^4 + (1-f)g \left(\frac{\dot{E}_{\text{sd}}}{10^{25} \text{ W}} \right) \quad (29)$$

and

$$Y = \left(\frac{S_{\text{min}}}{\text{Jy}} \right) \left(\frac{10^5}{\gamma} \right)^2 \left(\frac{10^{-3}}{\epsilon} \right) \left(\frac{D}{\text{Gpc}} \right)^2 \left(\frac{\Delta f}{\text{GHz}} \right). \quad (30)$$

We note that f , g and \dot{E}_{sd} count for a single free parameter of this model, in the form $(1-f)g\dot{E}_{\text{sd}}$ that appears only once, in Eq. (29). We also note that when, for a given distance r , the factor of R_c^3 in Eq. (26) is negative, then no FRB emitting object orbiting the pulsar can remain in solid state, whatever its radius.

5. Clusters and belts of small bodies orbiting a pulsar

With FRB121102, no periodicity was found in the time distribution of bursts arrival. Therefore, we cannot consider that they are caused by a single body orbiting a pulsar. Scholz et al. (2016) have shown that the time distribution of bursts of FRB121102 is clustered. Many radio-surveys lasting more than 1000 s each and totaling 70 hours showed no pulse occurrence, while 6 bursts were found within a 10 min period. The arrival time distribution is clearly highly non-Poissonian. This is somewhat at odds with FRB models based on pulsar giant pulses which tend to be Poissonian (Karuppusamy et al. 2010).

We suggest that the clustered distribution of repeating FRBs could result from asteroid swarms. It could also be a small group of planets possibly with satellites (larger than a few hundred km).

The hypothesis of clustered asteroids seems to be confirmed by the recent detection of a 16.35 ± 0.18 day periodicity from the repeating FRB 180916.J0158+65 detected by the Canadian Hydrogen Intensity Mapping Experiment Fast Radio Burst Project (CHIME/FRB). Within 28 bursts recorded from 16th September 2018 through 30th October 2019, it is found that bursts arrive in a 4.0-day phase window, with some cycles showing no bursts, and some showing multiple bursts (The CHIME/FRB Collaboration et al. 2020).

Other irregular sources could be considered. We know that planetary systems exist around pulsar, if uncommon. One of them has four planets. It could as well be a system formed of a massive planet and Trojan asteroids. In the solar system, Jupiter is accompanied by about 1.6×10^5 Trojan asteroids bigger than 1 km radius near the L4 point of the Sun-Jupiter system (Jewitt et al. 2000). Some of them reach larger scales: 588 Achilles, discovered in 1906, measures about 135 kilometers in diameter, and 617 Patroclus, 140 km in diameter, is double. The Trojan satellites have a large distribution of eccentric orbits around the Lagrange points (Jewitt et al. 2004). If they were observed only when they are rigorously aligned with, say, the Sun and Earth, the times of these passage would look quite non-periodic, non-Poissonian, and most probably clustered. The FRB 180804 was re-observed over 300 hours with WSRT/Aperitif, and no burst was detected. This suggests, among two other possibilities (a very soft radio spectrum, or an extinction of the FRB source (Cordes et al. 2017)), a high degree of clustering of its bursts (Oostrum et al. 2019).

Gillon et al. (2017) have shown that rich planetary systems with short period planets are possible around main sequence stars. There are seven Earth-sized planets in the case of Trappist-1, the farther one having an orbital period of only 20 days. Let us imagine a similar system with planets surrounded by satellites. The times of alignment of satellites along a given direction would also seem quite irregular, non-Poissonian and clustered. One could object that such complicated system are not expected to exist

around pulsars. But actually, most of the exo-planetary systems discovered in the last 20 years should have been excluded from the standard models used before their discovery, and the low-eccentricity orbits of the planets orbiting pulsars (Wolszczan & Frail 1992) are in this lot. Also very interesting is the plausible detection of an asteroid belt around PSR B1937+21 (Shannon et al. 2013) which effect is detected as timing red noise. It is reasonable to believe that there exists other pulsars where such belts might be presently not distinguishable from other sources of red noise (see e.g. Shannon et al. (2014) and references therein). So, we think that is it not unreasonable to consider swarms of small bodies orbiting a pulsar, even if they are not yet considered as common according to current representations.

In conclusion of this section, the random character of the FRB timing could be due to a large number of asteroids or planets and satellites. These bodies could be clustered along their orbits, causing non-Poissonian FRB clustered FRB timing. In section 6.2, a different cause of clustered FRB occurrence is discussed : every single asteroid could be seen several times over a time interval ranging over tens of minutes.

6. Effects of the time dependence of the wind on burst duration and multiplicity

The magnetic field is not constant in the pulsar wind, and its oscillations can explain why radio emission associated with a single asteroid cannot be seen at every orbital period T_{orb} or, on the contrary, could be seen several times. The direction of the wind magnetic field oscillates at the spin period P_* of the pulsar which induces a slight variation of the axis of the emission cone due to relativistic aberration (see MZ14). In the reference frame of the source, the important slow oscillation (period P_*) of the magnetic field can induce stronger effects on the plasma instability, and therefore, on the direction of the emitted waves. In the observer's frame, this will consequently change the direction of emission *within* the cone of relativistic aberration. These small changes of direction combined with the long distance between the source and us will affect our possibility of observing the signal. According to the phase of the pulsar rotation, we may, or may not actually observe the source signal. In the case of a millisecond pulsar, this can change at a similar rate, and the pulse, roughly estimated in the range 1.3 to 13 ms (see below). It is also possible, for a fast rotating pulsar, that we observe separate peaks of emission, with a time interval ~ 1 ms or more. Actually, bursts with such multiple peaks of emission (typically 2 or 3) have been observed with FRB 181222, FRB 181226, and others (CHIME/FRB Collaboration et al. 2019) and FRB 121102 (Spitler et al. 2016).

The image of a purely stationary Alfvén wing described up to now in our model is of course a simplification of reality. Besides the variations due to the spinning of the pulsar, the wind is anyway unlikely to be purely stationary: the energy spectrum of its

particles varies, as well as the modulus and orientation of the embedded magnetic field. More importantly, since the flow in the equatorial plane of the neutron star is expected to induce magnetic reconnection at a distance of a few AU, we expect that turbulence has already started to develop at 0.1 AU (and probably even at 0.01 AU), so that fluctuations of the wind direction itself are possible. These must result in a displacement of the source region as well as of the direction of the emission beam. This wandering of the beam is bound to affect not only burst durations but also their multiplicity.

6.1. Duration

Two characteristics must be discussed regarding the duration of the bursts : the narrowness and the relatively small dispersion of their duration. For the first 17 events associated with FRB121102 in the FRB Catalog (Petroff et al. 2016)¹, the average duration is 5.1 ms and the standard deviation is 1.8 ms².

Considering a circular Keplerian orbit of the NS companion, the time interval τ during which radio waves are seen is the sum of a time τ_{beam} associated with the angular size of the beam α_{beam} (width of the dark green area inside the green cone in fig. 1), and a time τ_{source} associated with the size of the source α_{source} (size of the yellow region in fig. 1). In MZ14, the term τ_{source} was omitted, here is a correction to this error.

Assuming for simplicity that the emission beam is a cone of aperture angle α_{beam} then the corresponding solid angle is $\Omega_{\text{beam}} = \pi\alpha_{\text{beam}}^2/4$. Using Eq. (2), we obtain,

$$\alpha_{\text{beam}} = \frac{1}{\gamma} \left(\frac{\Omega_{\text{A}}}{\pi} \right)^{1/2} = 2 \times 10^{-7} \text{ rad} \left(\frac{10^6}{\gamma} \right) \left(\frac{\Omega_{\text{A}}}{0.1 \text{ sr}} \right)^{1/2}, \quad (31)$$

where Ω_{A} is the intrinsic solid angle of emission defined in Sect. 2.2.

Similarly, the size of the source covers an angle $\alpha_{\text{source}} \sim R_{\text{s}}/r$ where R_{s} is the size of source and r the distance of the companion to the pulsar. Assuming a $1.4M_{\odot}$ neutron star, this leads to

$$\alpha_{\text{source}} = 3 \times 10^{-7} \text{ rad} \left(\frac{R_{\text{s}}}{10 \text{ km}} \right) \left(\frac{T_{\text{orb}}}{0.1 \text{ yr}} \right)^{2/3}. \quad (32)$$

We note that it is here assumed that the source is at a distance r from the pulsar while in fact it might be further behind (see MZ14). Therefore α_{source} might be overestimated by at most a factor of a few.

Assuming the line of sight to lie in the orbital plane, then the transit time is equal to the time necessary for the line of sight to cross the angle of emission at a rate $n_{\text{orb}} =$

¹ <http://www.frbcat.org>

² We can notice that for all FRB found in the catalog, where FRB121102 counts for 1 event, the average width, 5.4 ms, is similar to that of FRB121102, and the standard deviation is 6.3 ms

$2\pi/T_{\text{orb}}$ such that $n_{\text{orb}}\tau_{(\text{beam/source})} = \alpha_{(\text{beam/source})}$, giving

$$\tau_{\text{beam}} = 0.09\text{s} \left(\frac{T_{\text{orb}}}{0.1 \text{ yr}} \right) \left(\frac{10^6}{\gamma} \right) \left(\frac{\Omega_{\text{A}}}{0.1 \text{ sr}} \right)^{1/2}, \quad (33)$$

$$\tau_{\text{source}} = 0.13\text{s} \left(\frac{R_{\text{s}}}{10 \text{ km}} \right) \left(\frac{T_{\text{orb}}}{0.1 \text{ yr}} \right)^{4/3}, \quad (34)$$

which should be seen as maximum transit durations since in this simplified geometry the line of sight crosses the widest section of the beam. Nonetheless, one sees that $\tau \sim 0.2 \text{ s}$ largely exceeds the average duration of 5 ms that has been recorded for FRB121102.

This discrepancy can be resolved if one considers the wandering of the source due to turbulence and intrinsic wind oscillations. Let $\dot{\omega}$ be the characteristic angular velocity of the beam as seen from the pulsar in the co-rotating frame. One now has $(n_{\text{orb}} + \dot{\omega})\tau = \alpha_{\text{beam}} + \alpha_{\text{source}}$, where τ is the observed value $\tau \sim 5 \text{ ms}$. This gives $\dot{\omega} \simeq 10^{-4} \text{ rad/s}$ (or 0.7 days in terms of period) for $T_{\text{orb}} = 0.1 \text{ yr}$, $R_{\text{s}} = 10 \text{ km}$, $\Omega_{\text{A}} = 0.1 \text{ sr}$, $\gamma = 10^6$. At a distance $\sim r$ this corresponds to a velocity of the source of $v_{\text{s}} \simeq 0.01c$, which is much smaller than the radial velocity of the wind, c , and therefore seems plausible. Again, because one does not generally expect that a burst corresponds to crossing the full width of the beam, this source velocity is to be seen as an upper limit.

6.2. Bursts multiplicity and rate

As underlined in Connor et al. (2016), a non-Poissonian repetition rate of bursts, as is observed, can have important consequences on the physical modelling of the sources. Actually, it is remarkable that many bursts come in groups gathered in a time interval of a few minutes. Zhang et al. (2018) used neural network techniques for the detection of 93 pulses from FRB 121102 in 5 hours, 45 of them being detected in the first 30 minutes. Some of them repeated within a few seconds. Many were short (typically 1 to 2 ms duration) and had low amplitudes (S frequently below 0.1 Jy).

We are therefore considering in this section that the bunching of pulses over a wandering timescale $\tau_{\text{w}} \sim 1 \text{ h}$ is due to the turbulent motion of the beam of a single asteroid crossing several times the line of sight of the observer. During that time the asteroid moves on its orbit by an angle $\alpha_{\text{w}} = n_{\text{orb}}\tau_{\text{w}} \gg \alpha$ (see Sect. 6.1). In particular,

$$\alpha_{\text{w}} = 7.10^{-3} \text{ rad} \left(\frac{\tau_{\text{w}}}{1 \text{ h}} \right) \left(\frac{T_{\text{orb}}}{0.1 \text{ yr}} \right)^{-1}, \quad (35)$$

which implies that the beam is only wandering over a small region. For the fiduciary values used in this formula, this corresponds to $\alpha_{\text{w}} = 0.4^\circ$. The fact that several bursts are visible also suggests that the beam covers the entire region during that time interval, possibly several times. This leads to associate an effective solid angle to the emission of an asteroid, that is the solid angle within which emission can be detected with a very high probability provided that one observes for a duration $\sim \tau_{\text{w}}$. Further considering

that this effective solid angle is dominated by the effect of wandering, one may define

$$\Omega_w = \frac{\pi}{4} \alpha_w^2, \quad (36)$$

where we have assumed a conical shape which is expected, for instance, in case of isotropic turbulence. We also note that, in order to see two bursts separated by τ_w , the source must travel at a speed $v_s > r n_{\text{orb}} = 2 \times 10^{-4} c (T_{\text{orb}}/0.1\text{yr})^{-1/3}$ compatible with the findings of Sect. 6.1.

Thus, we propose that groups of bursts observed within a time interval of the order of τ_w result from one asteroid–pulsar interaction. Therefore, when estimating bursts rates, it is important to distinguish the number of bursts from the number of burst groups. According to our model, only the latter corresponds to the number of neutron star-asteroid-Earth alignments. We emphasize that the meandering of the direction of emission is an unpredictable function of time connected with the turbulent flow which suggests that one will not observe precise periodic repetitions at each asteroid alignment (this effect comes in addition to the gravitational interactions mentioned in section 5). We also note that the bunching mechanism we propose here does not predict a particular pattern for the properties of each bursts, which may vary randomly from one to another. This is distinct from an eruption-like phenomenon where an important release of energy is followed by aftershocks of smaller intensity, such as predicted by models of self-organised criticality (Aschwanden et al. 2016).

7. Parametric study, minimal requirements

We wanted to test if medium and small solid bodies such as asteroids can produce FRBs. Thus we conducted a few parametric studies based on sets of parameters compatible with neutron stars and their environment. They are based on the equations (5,13,28,29,30) presented above. We then selected the cases that meet the following conditions: (1) the observed signal amplitude on Earth must exceed a minimum value $S_{\text{min}} = 0.3$ Jy, (2) the companion must be in solid state with no melting/evaporation happening, and (3) the radius of the source must exceed the maximum local Larmor radius. This last condition is a condition of validity of the MHD equations that support the theory of Alfvén wings (Mottez & Heyvaerts 2011). Practically, the larger Larmor radius might be associated with electron and positrons. In our analysis, this radius is compiled for hydrogen ions at the speed of light, so condition (3) is checked conservatively.

Because the Roche limit for a companion density $\rho_c \sim 3000 \text{ kg.m}^{-3}$ is about 0.01 AU, we do not search for solutions for lower neutron star-asteroid separations r . This corresponds to orbital periods longer than 0.3 day for a neutron star mass of 1.4 solar mass.

Table 2. Parameter set of the first parametric study of FRBs produced by pulsar companions of medium and small size. The last column is the number of values tested for each parameter. The total number of cases tested is the product of all values in the last column, i.e. 10692000.

Input parameters	Notation	Values	Unit	Number of values
NS magnetic field	B_*	$10^{7+n/2}, n \in \{0, 4\}$	T	5
NS radius	R_*	10, 11, 12, 13	km	4
NS rotation period	P_*	0.003, 0.01, 0.032, 0.1, 0.32	s	5
NS temperature	T_*	$2.5 \cdot 10^5, 5 \cdot 10^5, 10^6$	K	3
Wind Lorentz factor	γ	$3 \cdot 10^5, 10^6, 3 \cdot 10^6$		3
Companion radius	R_c	1, 2.2, 4.6, 10, 22, 46, 100, 316, 1000, 3162, 10000	km	11
Orbital period	T_{orb}	$0.3 \times 2^n, n \in \{0, 11\}$ (from 0.3 to 614)	day	12
Companion conductivity	σ_c	$10^{-3}, 10^2, 10^7$	mho	3
Power input	$(1-f)g\dot{E}_{\text{sd}}$	$10^{25}, 10^{26}, 10^{27}, 10^{28}, 10^{29}$	W	5
Radio efficiency	ϵ	$2 \cdot 10^{-3}, 10^{-2}$		2
Emission solid angle	Ω_A	0.1, 1, 10	sr	3
Distance to observer	D	1	Gpc	1
FRB Bandwidth	Δf	$\max(1, f_{\text{ce}}/10)$	GHz	1
FRB duration	τ	$5 \cdot 10^{-3}$	s	1

7.1. Pulsars and small-size companions

We first chose magnetic fields and rotation periods relevant to standard and recycled pulsars. But it appeared that standard and recycled pulsars do not fit the minimal requirements defined in section 7. Therefore, we restricted our exploration to the combinations of the parameters listed in Table 2. With $\epsilon = 2 \cdot 10^{-3}$, within the 5,346,000 tested sets of parameters, 400,031 (7.5 %) fulfill the minimum requirements. With the larger radio yield $\epsilon = 10^{-2}$, a larger number of 521,797 sets (9.8 %) fulfill these conditions. According to the present model, they are appropriate for FRB production. A selection of representative examples of parameter sets meeting the above 3 requirements are displayed in table 3.

We considered a companion radius between 1 and 10,000 km. However, as the known repeating FRBs have high and irregular repetition rates. They should more probably be associated with small and numerous asteroids. For instance, the volume of a single 100 km body is equivalent to those of 10^3 asteroids of size $R_c = 10$ km. So we restricted the above parametric study to asteroids of size $R_c \leq 10$ km. We also considered energy inputs $(1-f)g\dot{E}_{\text{sd}} > 10^{27}$ W, because smaller values would not be realistic for short period and high magnetic field pulsars. We also required a pulsar spin-down age $\tau_{\text{sd}} \geq 10$ yr, and a neutron star radius $R_* \leq 12$ km. We found 115 sets of parameters that would

allow for observable FRB at 1 Gpc. The case 3-13 in Table 3 are taken from this subset of solutions.

Here are a few comments on Table 3. The examination of the spin-down age τ_{sd} shows that the pulsars allowing FRB with small companions (cases 1- 13, companion radius ≤ 10 km except case 2 at 46 km) last generally less than a century (with a few exceptions, such as case 3 that, because of a lower magnetic field B_* , has a longer spin-down age). Most of the parameter sets involve a millisecond pulsar ($P_* = 3$ or 10 ms, up to 32 msec for cases 1-2), with a Crab-like or larger magnetic field ($B_* \geq 3 \cdot 10^7$ T). Therefore, only very young pulsars could allow for FRB with asteroids (still with the exception displayed on case 3). The required Lorentz factor is $\gamma \geq 10^6$. Constraints on the pulsar radius (R_* down to 10 km) and temperature (T_* up to 10^6 K – we did not test larger pulsar temperatures) are not strong. Orbital distances in the range 0.01 – 0.63 AU are found (0.1 – 0.63 AU for the small-size companions study). A power input $(1-f)g\dot{E}_{\text{sd}}$ up to the maximum tested value of 10^{29} W is found, and with T_* up to 10^6 K, this does not raise any significant problem for asteroid survival down to distances of 0.1 AU. The companion conductivity is found to lie between 10^2 and 10^7 mho, implying that the companion must be metal rich, or that it must contain some metal. A metal-free silicate or carbon body could not explain the observed FRB associated with small companion sizes. If the duration of the bursts was caused only by the source size, this size would be comprised between 0.21 and 0.53 km. This is compatible with even the smallest companion sizes (1-10 km). The electron cyclotron frequency varies in the range $40 \text{ GHz} \leq f_{ce} \leq 28 \text{ THz}$, always above observed FRB frequencies. Therefore, the radio-emission according to the present model cannot be the consequence of the CMI. The maximal ion Larmor radius, always less than a few meters, is much smaller than the source size, confirming that there is no problem with MHD from which the Alfvén wing theory derives.

We find that even a 2 km asteroid can cause FRBs (case 4). Most favorable cases for FRBs with small asteroids ($R_c = 10$ km or less) are unsurprisingly associated with a radio-emission efficiency $\epsilon = 10^{-2}$. Nevertheless, the lower value $\epsilon = 2 \cdot 10^{-3}$ still allow for solutions for $r = 0.1$ AU (cases 12-13). Two sets of parameters for small asteroids provide a flux density $S > 20$ Jy (such as case 8). Larger asteroids ($R_c = 100$ km) closer to the neutron star ($r = 0.025$ AU) could provide a $S = 71$ Jy burst, larger than the Lorimer burst (case 14). We also consider the case of a 316 km asteroid, at the same distance $r = 0.025 \text{ AU}$, which could provide a 7 kJy burst (15*). Nevertheless, we have put an asterisk after this case number, because problematic effects enter into action : (1) the size of the asteroid is equal to the pulsar wavelength, so it must be heated by the pulsar wave Poynting flux, and it is probably undergoing evaporation ; (2) it can also tidally disrupted since it is not far from the Roche limit, and the gravitational forces for a satellite of this size are important for its cohesion.

The 16.35 day periodicity of the repeating FRB 180916.J0158+65 (The CHIME/FRB Collaboration et al. 2020) would correspond, for a neutron star mass of 1.4 solar mass, to a swarm of asteroids at a distance $r = 0.14$ AU. This fits the range of values from our parametric study. The case of FRB 180916.J0158+65 will be studied in more details in a forthcoming study where emphasis will be put on dynamical aspects of clustered asteroids.

Therefore, we can conclude that FRB can be triggered by 1-10 km sized asteroids orbiting a young millisecond pulsar, with magnetic field B_* comparable to that of the Crab pulsar or less, but with shorter period. These pulsars could keep the ability to trigger FRB visible at 1 Gpc during times τ_{sd} from less than a year up to a few centuries. Our results also provide evidence of validity of the pulsar/companion model as an explanation for repeating FRBs.

What are the observational constraints that we can derive ? Of course, observations cannot constrain the various pulsar characteristics intervening in the present parametric study. Nevertheless, in the perspective of the discovery of a periodicity with repeating FRBs, such as with FR180916.J0158+65 (CHIME/FRB Collaboration et al. 2019) and possibly FRB 121102 ³, it could be interesting to establish a flux/periodicity relation. Figure 3 shows the higher fluxes S as a function of the orbital periods T_{orb} from the parameters displayed in Table 2. Also, the spin-down age $\tau_{\text{sd}} = P_*/2\dot{P}_*$ is the characteristic time of evolution of the pulsar period P_* . For the non-evaporating asteroids considered in our study, the repeating FRBs can be observed over the time τ_{sd} with constant ranges of fluxes and frequencies. Over a longer duration $t \gg \tau_{\text{sd}}$, the flux S may fall below the sensitivity threshold of the observations.

7.2. Magnetars and small-size companions

We explored parameter sets describing small companions orbiting a magnetar. The list of parameters is displayed in Table 4.

For each value of the radio-efficiency ϵ , this corresponds to 15,681,600 parameter sets. With $\epsilon = 10^{-2}$, we got 20,044 solutions fitting the minimal requirements defined in section 7. Unfortunately, all of them require a minimum size $R_c = 46$ km (from our parameter set), and a very short magnetar period $P_* \leq 0.32$ s. Therefore the spin-down age τ_{sd} does not exceed 10 or 20 years. An example is given in case 16 of Table 3. Therefore, it might be possible to trigger occasional FRBs with very young magnetars at 1 Gpc distance, but magnetars are not the best candidates for repeating FRBs associated with an asteroid belt.

³ arXiv:2003.03596

Table 3. Examples illustrating the results of the parametric studies in Table 2 for pulsars with small companions. Input parameters in upper lines (above double line). We abbreviate the maximal admissible value of $(1-f)g\dot{E}_{\text{sd}}$ as L_{nt} .

Parameter	case	B_*	R_*	P_*	r	R_c	L_{nt}	σ_c	f_{ceo}	S	\dot{E}_{sd}	$\dot{E}_{\text{iso,A}}$	$\dot{E}_{\text{iso,S}}$	τ_{sd}
Unit	#	T	km	ms	AU	km	W	mho	GHz	Jy	W	W	W	yr
Pulsar and asteroids														
$\epsilon = 10^{-2}, \gamma = 3.10^6, \Omega_A = 0.1 \text{ sr}, T_* = 5.10^5 \text{ K}$														
long P_*	1	$3.2 \cdot 10^8$	12	32	0.01	10	10^{25}	10^2	28003	0.7	$1.7 \cdot 10^{32}$	$9.0 \cdot 10^{34}$	$8.6 \cdot 10^{34}$	381
long P_*	2	10^9	10	32	0.06	46	10^{27}	10^7	1271	1.2	$5.8 \cdot 10^{32}$	$1.6 \cdot 10^{35}$	$1.5 \cdot 10^{35}$	114
$\epsilon = 10^{-2}, \gamma = 3.10^6, \Omega_A = 0.1 \text{ sr}, T_* = 10^6 \text{ K}$														
low B_*, σ_c	3	$3.2 \cdot 10^7$	11	3	0.1	10	10^{27}	10^2	212	0.4	$1.0 \cdot 10^{34}$	$5.2 \cdot 10^{34}$	$5.0 \cdot 10^{34}$	642
small R_c	4	$3.2 \cdot 10^8$	10	3	0.1	2	10^{27}	10^7	1595	1.0	$5.8 \cdot 10^{35}$	$1.4 \cdot 10^{35}$	$1.3 \cdot 10^{35}$	11
mild	5	$3.2 \cdot 10^8$	12	10	0.1	10	10^{27}	10^2	872	0.7	$1.7 \cdot 10^{34}$	$8.8 \cdot 10^{34}$	$8.8 \cdot 10^{34}$	38
large L_{nt}	6	10^8	10	3	0.25	10	10^{28}	10^7	80	0.3	$5.8 \cdot 10^{34}$	$4.6 \cdot 10^{34}$	$4.5 \cdot 10^{34}$	114
large L_{nt}	7	$3.2 \cdot 10^8$	10	3	0.63	10	10^{29}	10^7	40	0.5	$5.8 \cdot 10^{35}$	$7.3 \cdot 10^{34}$	$7.0 \cdot 10^{34}$	11
large S	8	$3.2 \cdot 10^8$	10	3	0.1	10	10^{27}	10^2	1595	22.	$5.8 \cdot 10^{35}$	$3.0 \cdot 10^{36}$	$2.8 \cdot 10^{36}$	11
large r	9	10^8	12	3	0.4	10	10^{27}	10^7	54	0.4	$1.7 \cdot 10^{35}$	$5.5 \cdot 10^{34}$	$5.3 \cdot 10^{34}$	38
$\epsilon = 10^{-2}, \gamma = 3.10^6, \Omega_A = 1 \text{ sr}, T_* = 10^6 \text{ K}$														
large r	10	$3.2 \cdot 10^8$	10	3	0.16	10	10^{27}	10^2	633	0.9	$5.8 \cdot 10^{35}$	$1.2 \cdot 10^{35}$	$1.1 \cdot 10^{35}$	11
low B_*	11	10^8	11	3	0.1	10	10^{27}	10^7	671	0.4	$1.0 \cdot 10^{35}$	$5.2 \cdot 10^{34}$	$5.0 \cdot 10^{34}$	64
$\epsilon = 2.10^{-3}, \gamma = 10^6, \Omega_A = 0.1 \text{ sr}, T_* = 10^6 \text{ K}$														
low γ	12	$3.2 \cdot 10^8$	10	3	0.1	10	10^{27}	10^7	532	0.5	$5.8 \cdot 10^{35}$	$6.6 \cdot 10^{34}$	$6.3 \cdot 10^{34}$	11
$\epsilon = 2.10^{-3}, \gamma = 3.10^6, \Omega_A = 0.1 \text{ sr}, T_* = 10^6 \text{ K}$														
long τ_{sd}	13	10^8	10	3	0.1	10	10^{27}	10^7	504	0.4	$5.8 \cdot 10^{34}$	$5.9 \cdot 10^{34}$	$5.7 \cdot 10^{34}$	114
large S, τ_{sd}	14	$3.2 \cdot 10^7$	10	3	0.025	100	10^{25}	10^7	2552	71.	$5.8 \cdot 10^{33}$	$9.4 \cdot 10^{36}$	$9.0 \cdot 10^{36}$	1138
huge S	15*	10^8	10	3	0.025	316	10^{25}	10^2	8071	7.10^3	$5.8 \cdot 10^{34}$	$9.4 \cdot 10^{38}$	$9.0 \cdot 10^{38}$	114
Magnetar and asteroids														
$\epsilon = 10^{-2}, \gamma = 3.10^6, \Omega_A = 0.1 \text{ sr}, T_* = 2.10^6 \text{ K}$														
small R_c	16	10^{10}	10	100	0.1	46	10^{27}	10	1595	0.5	$5.8 \cdot 10^{32}$	$6.4 \cdot 10^{34}$	$6.1 \cdot 10^{34}$	11.4

Table 4. Sets of input parameters for the parametric study for magnetars. Only the lines that differ from Table 2 are plotted.

Input parameters	Notation	Values	Unit	Number of values
NS magnetic field	B_*	$10^{10+n/2}, n \in \{0, 4\}$	T	5
NS rotation period	P_*	0.1, 0.32, 1, 3.2, 10	s	5
NS temperature	T_*	$6.10^5, 1.9 \cdot 10^6, 6 \cdot 10^6$	K	3
Companion radius	R_c	1, 2.2, 4.6, 10, 22, 46, 100, 316, 1000, 3162, 10000	km	11
Companion conductivity	σ_c	$10^{-2}, 10, 10^4, 10^7$	mho	4
Power input	$(1-f)g\dot{E}_{\text{sd}}$	$10^{27+n/2}, n \in \{0, 10\}$	W	11

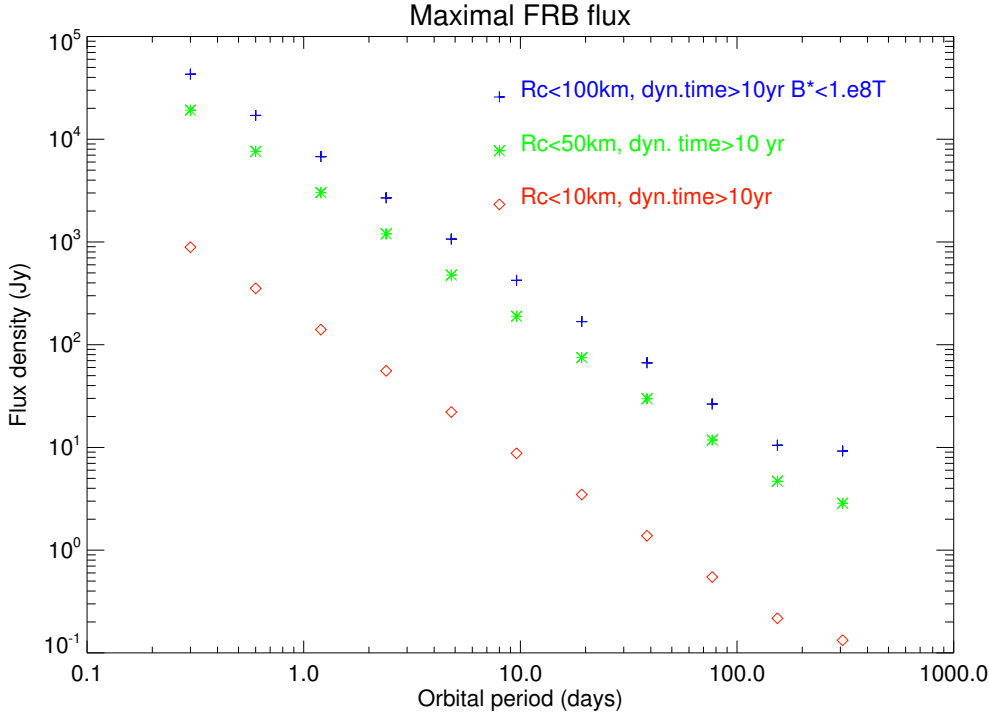


Fig. 3. Maximum observable FRB flux density vs orbital period from the parameter study described in Table 2. Each curve corresponds to a different constraints on pulsar spin down age τ_{sd} , surface magnetic field B_* and companion radius R_c (see legend).

7.3. Compatibility with the high Faraday rotation measure of FRB 121102

Michilli et al. (2018) have reported observations of 16 bursts associated with FRB 121102, at frequencies 4.1-4.9 GHz with the Arecibo radiotelescope. All of them are fully linearly polarized. The polarization angles PA have a dependency in f^{-2} where f is the wave frequency. This is interpreted as Faraday effect. According to the theory generally used by radio astronomers, when a linearly polarized wave propagates through a magnetized plasma of ions and electrons, its polarization angles PA in the source reference frame varies as $PA = PA_\infty + \theta = PA_\infty + RMc^2/f^2$ where PA_∞ is a reference angle at infinite frequency. The RM factor is called the rotation measure and

$$RM = 0.81 \int_D^0 B_{\parallel}(l)n_e(l)dl, \quad (37)$$

where B_{\parallel} is the magnetic field in μG projected along the line of sight, l is the distance in parsecs, and n_e is the electron number density in cm^{-3} .

Michilli et al. (2018) reported very large values $RM_{\text{obs}} = (+1.027 \pm 0.001) \times 10^5 \text{ rad m}^{-2}$. With the cosmological expansion redshift $RM_{\text{source}} = RM_{\text{obs}}(1+z)^2$ and $z = 0.193$, we have $RM_{\text{source}} = 1.46 \times 10^5 \text{ rad m}^{-2}$. The RM_{obs} are so large that they could not be detected at lower frequencies, 1.1-2.4 GHz, because of depolarization in the relatively coarse bandwidths of the detectors. Measurements performed later at the Green Bank

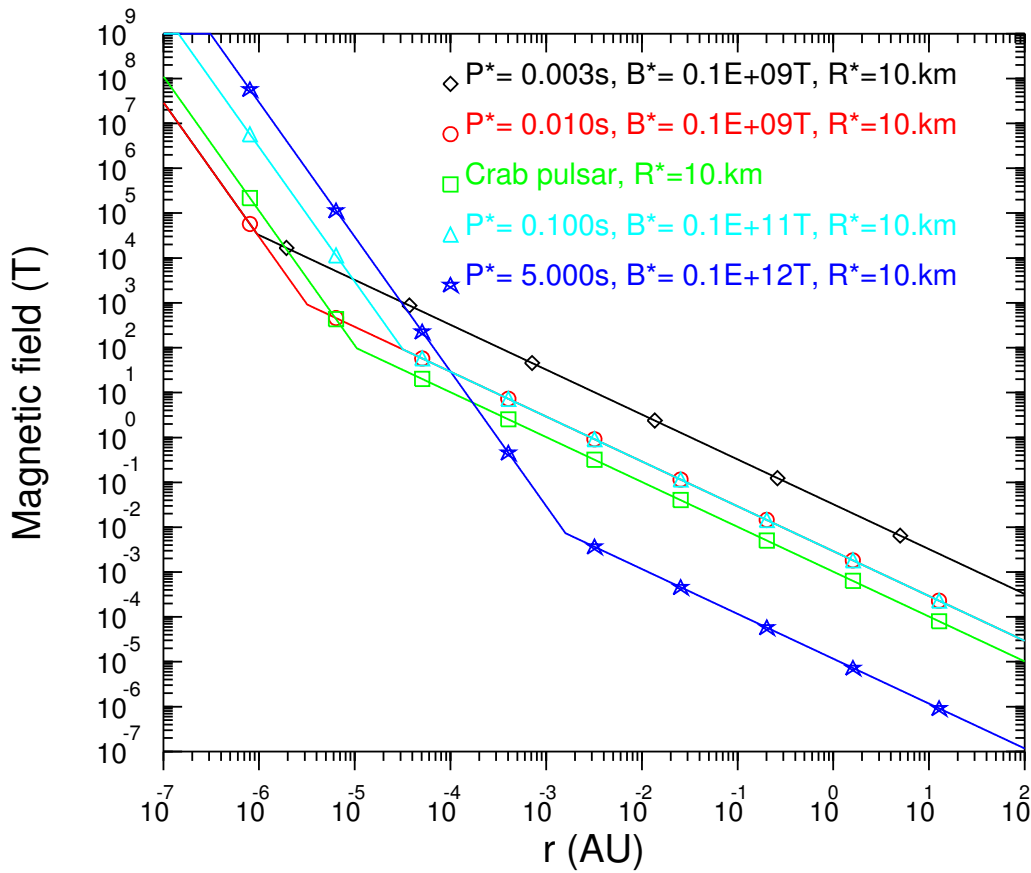


Fig. 4. Magnetic field as a function of the distance from the neutron star from Eq. (14). We can see that beyond 10^{-2} AU, the magnetic field is larger in the vicinity of a young pulsar (for instance the Crab pulsar) than for a typical magnetar (blue curve).

Telescope at 4-8 GHz provided similar values: $RM_{\text{source}} = 1.33 \times 10^5 \text{ rad m}^{-2}$ (Gajjar et al. 2018).

Let us first mention that a pair-plasma does not produce any rotation measure. Therefore, these RM are produced in an ion-electron plasma, supposed to be present well beyond the distances r of the pulsar companions of our model. Michilli et al. (2018) propose that the rotation measure would come from a 1 pc HII region of density $n_e \sim 10^2 \text{ cm}^{-3}$. This would correspond to an average magnetic field $B_{\parallel} \sim 1 \text{ mG}$. But for comparison, average magnetic fields in similar regions in our Galaxy correspond typically to 0.005 mG. Therefore, it is suggested that the source is in the vicinity of a neutron star and, more plausibly, of a magnetar or a black hole.

Figure 4 is a plot of the magnetic field as a function of the distance from the neutron star. It is approximated in the same way as in the rest of the paper : a dipole field up to the light-cylinder, then, a magnetic field dominated by the toroidal component B_{ϕ} that decreases as r^{-1} . It is plotted for a highly magnetized magnetar ($P_* = 5 \text{ s}$, $B_* = 10^{12} \text{ T}$), for a Crab-like pulsar, for the very young pulsars that fit the parametric study of section 7.1, and for a fast and short lived magnetar ($P_* = 0.1 \text{ s}$, $B_* = 10^{11}$) that could

provide FRBs with $R_c = 50$ km companions. We can see that at close distances from the neutron star, the highly magnetized magnetar as well as the fast magnetar have the largest magnetic fields. But since their light-cylinder is farther away than for fast young pulsars, the magnetar's field beyond a distance $r = 0.01$ AU is lower than that caused by fast young pulsars.

Therefore, we can conclude that the high interstellar magnetic field in the 1 pc range of distances, that can be the cause of the large rotation measure associated with FRB 121102 is likely to be produced by the young pulsars that fit the quantitative model presented in section 7.1.

8. Discussion

8.1. *What is new since the 2014 model with neutron stars and companions*

MZ14, revised with MH20, showed that planets orbiting a pulsar, in interaction with its wind could cause FRBs. Their model predicts that FRBs should repeat periodically with the same period as the orbital period of the planet. An example of possible parameters given in MZ14 was a planet with a size $\sim 10^4$ km at 0.1 AU from a highly magnetized millisecond neutron star. Later, Chatterjee et al. (2017) published the discovery of the repeating FRB121102. The cosmological distance of the source (1.7 Gpc) was confirmed. But the repeater FRB121102, as well as the others discovered since then, are essentially not periodic.

In the present paper, we consider that irregular repeating FRBs can be triggered by belts or swarms of small bodies orbiting a pulsar. After adding some thermal considerations that were not included in MZ14, we conducted several parametric studies that showed that repeating FRBs as well as non-repeating ones can be generated by small bodies in the vicinity of a very young pulsar, and less likely, a magnetar. Some parameters sets even show that 10 km bodies could cause FRBs seen at a distance of 1 Gpc with a flux of tens of Janskys.

In MZ14, it was supposed that the radio waves could be emitted by the cyclotron maser instability. But the frequency of CMI waves is slightly above the electron gyrofrequency that, with the retained parameters, is not compatible with observed radio frequencies. Therefore, another emission mechanism must be at play. We know that it is possible to generate strong coherent emissions at frequencies much below the electron gyrofrequency. For instance, this is what happens with pulsar coherent radio emissions, and it is also expected with FRB. Of course, the wind magnetic field near the companions is not comparable to that in the pulsar inner magnetosphere, and we probably cannot explain radio waves generated in the wind crossing the Alfvén wing behind a pulsar companion like we would explain those generated near the neutron star. But if the magnetic field near the companion is smaller than near the star, the plasma frequency is also much

lower, and their ratio may be not so different since both the plasma frequency and the gyrofrequency decrease in r^{-1} .

Whatever the radio emission generation process, our parametric study is based on the hypothesis that in the source reference frame, the emission is beamed within a solid angle $\Omega_A \sim 0.1$ to 1. It will be possible to refine our parametric study when we have better constraints on Ω_A , but we have seen in section 6.1 that a process causing isotropic radio emissions (in the source frame) would produce longer bursts, in the range 0.1-1 second instead of a few milliseconds.

8.2. Comparisons with other models of bodies interacting with a neutron star

Many kinds of interactions have been studied between a neutron stars and celestial bodies orbiting it.

Bogovalov et al. (2008) analyzed an example (not related to FRBs) of interaction of a neutron star (PSB B1259-63) with a companion star (SS2883). Their model is based on the collision of the ultra-relativistic pulsar wind ($\gamma = 10^6$) with the star's non-relativistic wind. The star orbits at a distance $r \geq 10^{12}$ m, i.e. a few AU. At such distances, as discussed in section 3.4, we expect dissipation of the magnetic energy to occur, and therefore a super-Alfvénic pulsar wind and a shock wave in front of the obstacle. This contrasts with the present study where the asteroids are much closer to the neutron star, so that magnetic energy dissipation has not necessarily occurred yet. Actually the distance at which magnetic energy is dissipated has not been observed and is, from a theoretical point of view, highly model dependent. The other main difference with our model is the atmosphere of the star, whereas an asteroid has no atmosphere and thus no proper wind. Even at a short distance from the neutron star, where we can expect that the pulsar wind is highly magnetized and sub-Alfvénic, the atmosphere (and possibly the wind) of a companion would result in a region near the companion where the pulsar wind is “loaded” by cold and denser plasma from the companion, reducing the Alfvén speed and making the wind possibly super-Alfvénic. This would cause the existence of a bow shock ahead of the companion, that would be incompatible with Alfvén wings and thus with the scenario described in the present paper. With asteroids having no atmosphere and orbiting within 1 AU of the neutron star, the pulsar wind is Poynting flux dominated, sub-Alfvénic, and thus there is no shock wave but instead, an Alfvén wing structure.

Other models invoke asteroids orbiting a pulsar as possible sources of FRBs (Geng & Huang 2015; Dai et al. 2016). In Dai et al. (2016), the authors consider the free fall of an asteroid belt onto a highly magnetized pulsar, compatible with the repetition rate of FRB121102. The asteroid belt is supposed to be captured by the neutron star from another star (see Bagchi (2017) for capture scenarios). The main energy source is the gravitational energy release related to tidal effects when the asteroid passes through the

pulsar breakup radius. After Colgate & Petschek (1981), and with their fiduciary values, they estimate this power to $\dot{E}_G \sim 1.2 \cdot 10^{34}$ W. Even if this power is radiated isotropically from a source at a cosmological distance, this is enough to explain the observed FRB flux densities. Dai et al. (2016) developed a model to explain how a large fraction of this energy is radiated in the form of radio waves. As in MZ14, they invoke the unipolar inductor model. Their electric field has the form $\mathbf{E}_2 = -\mathbf{v}_{\text{ff}} \times \mathbf{B}$ where \mathbf{v}_{ff} is the free-fall asteroid velocity (we note it E_2 as in Dai et al. (2016).) Then, the authors argue that this electric field can accelerate electrons up to a Lorentz factor $\gamma \sim 100$, with a density computed in a way similar to the Goldreich-Julian density in a pulsar magnetosphere. These accelerated electrons would cause coherent curvature radiation at frequencies of the order of ~ 1 GHz. Their estimate of the power associated with these radio waves is $\dot{E}_{\text{radio}} \sim 2.6 \times 10^{33}$ W $\sim 0.2 \dot{E}_G$. Besides the positive aspects of the model developed in Dai et al. (2016) (we note for example that the proposed radio emission process might be also applicable to our model), we notice that it requires efficiency of the radio emission ($\epsilon \sim 10^{-2}$ at best), similar to our own settings. But actually, the asteroid does not fall into a vacuum as implicitly supposed in Dai et al. (2016). It falls across the plasma expelled by the pulsar, and this cannot be neglected. Because of this plasma, the unipolar inductor does not develop the accelerating field E_2 given in their paper, because the electric field is partially screened by the pulsar plasma, and the plasma reacts to this screening by developing an Alfvén wing. The Alfvén wing model was historically elaborated by Neubauer (1980), on the basis of the work of Drell et al. (1965), for explaining the Io-Jupiter interaction, precisely because the simple unipolar inductor model theorized by Goldreich & Lynden-Bell (1969b) did not explain the in-situ observations by the Voyager spacecraft. As we seen in Mottez & Heyvaerts (2011) and MH20, the Alfvén wing is carried by a strong electric current, but the velocity and the density of the particles that carry it cannot be computed as in Dai et al. (2016), and we suspect that the total energy radiated in the form of radio waves is overestimated by one order of magnitude in their work.

8.3. How many asteroids ?

Let us consider a very simple asteroid belt where all the asteroids have a separation r with the neutron star corresponding to an orbital period T_{orb} , and their orbital inclination angles are less than $\alpha = \Delta z/r$ where Δz is the extension in the direction perpendicular to the equatorial plane of the star.

Let N_v be the number of "visible" asteroids whose beams cross the observer's line of sight at some point of their orbit. As explained in Sect. 6.2, we may consider that due to the wandering of the beam an asteroid is responsible for all the bursts occurring with a time window of $\tau_w \sim 1$ h. Assuming that the beam covers a conical area of aperture angle

α_w , Eq. (35), the visible asteroids are those which lie within $\pm\alpha_w/2$ of the line of sight of the observer at inferior conjunction, the vertex of angle being the pulsar. The total number N of asteroids in the belt is then related to the number of visible asteroids by $N = N_v\alpha/\alpha_w$, assuming a uniform distribution. By definition, the number of groups of bursts per orbital period is N_v . It follows that the number of groups during a time Δt is given by $N_g = N_v\Delta t/T_{orb}$. Defining the rate $n_g = N_g/\Delta t$, we obtain $N = n_g T_{orb}\alpha/\alpha_w$.

About 9 groups of pulses separated by more than one hour are listed in FRBcat for FRB121102. Some FRB repeaters have been observed for tens of hours without any burst, the record being 300 hours of silence with FRB 180814.J0422+73 (Oostrum et al. 2020). Considering an interval of 100 hours between bunches of bursts, the event rate per year would be about 88. Let us adopt the figure of 100 events per year, giving

$$N = 1.4 \times 10^2 \left(\frac{n_g}{100 \text{ yr}^{-1}} \right) \left(\frac{\alpha}{0.1 \text{ rad}} \right) \left(\frac{\tau_w}{1 \text{ h}} \right)^{-1} \left(\frac{T_{orb}}{0.1 \text{ yr}} \right)^2. \quad (38)$$

Therefore, for the fiduciary values in Eq. (38), only 140 asteroids are required to explain a FRB rate similar to those of the repeater FRB121102. For comparison, in the solar system, more than 10^6 asteroids larger than 1 km are known, of which about 10^4 have a size above 10 km.

8.4. Fluctuations of the dispersion measure

The groups of bursts from FRB 121102 analyzed in Zhang et al. (2018) show large variations of dispersion measure (DM). With an average value close to $DM=560 \text{ pc.cm}^{-3}$, the range of fluctuations ΔDM is larger than 100 pc.cm^{-3} , sometimes with large variations for bursts separated by less than one minute. Since the variations are strong and fast, we cannot expect perturbations of the mean plasma density over long distances along the line of sight. If real, the origin of these fluctuations must be sought over short distances. If the plasma density perturbation extends over a distance of 10^4 km , the corresponding density variation reaches $\Delta n \sim 10^{11} \text{ cm}^{-3}$, i.e. the Goldreich-Julian density near the neutron star surface. Such large fluctuations are very unlikely in the much less dense pulsar wind, where radio wave generation takes place in the present paper. Are these large DM variations fatal for our model ?

The DM fluctuations or the (less numerous) bursts from FRB 121102 listed in the FRBcat database are more than one order of magnitude smaller than those reported by Zhang et al. (2018). How reliable are the DM estimates in the latter paper ? This question is investigated in Hessels et al. (2019). The authors note that the time-frequency sub-structure of the bursts, which is highly variable from burst to burst, biases the automatic determination of the DM. They argue that it is more appropriate to use a DM metrics that maximizes frequency-averaged burst structure than the usual frequency integrated signal-to-noise peak. The DM estimates based on frequency-averaged burst structure reveal a very small dispersion $\Delta DM \leq 1 \text{ pc.cm}^{-3}$. They also notice an increase by 1-3

pc.cm^{-3} in 4 years, that is compatible with propagation effects into the interstellar and intergalactic medium.

The above discussion is likely relevant to other FRB repeaters, such as FRB 180916.J0158+65, since all of them show analogous burst sub-structures. Thus we conclude that the large DM variations observed, for instance in Zhang et al. (2018), are apparent and actually related to burst sub-structures. They depend more on the method used to estimate the DM than on real variations of plasma densities. Therefore, they do not constitute a problem for our pulsar–asteroids model of FRB.

9. Conclusion and perspectives

The present model is compatible with many characteristics of observed FRB. Nevertheless, we do not pretend to explain all the phenomenology of FRBs, and it is possible that various FRBs are associated with different families of astrophysical sources.

We can also mention perspectives of technical improvements of pulsar–asteroids model of FRB that deserve further work. When analyzing thermal constraints, we have treated separately the Alfvén wing and the heating of the companion by the Poynting flux of the pulsar wave. For the latter, we have used the Mie theory of diffusion which takes into account the variability of the electromagnetic environment of the companion, but neglects the role of the surrounding plasma. On another hand, the Alfvén wing theory, in its present state, takes the plasma into account, but neglects the variability of the electromagnetic environment. A unified theory of an Alfvén wing in a varying plasma would allow a better description of interaction of the companion with its environment.

Another important (and often asked) question related to the present model is the comparison of global FRB detection statistics with the population of young pulsars with asteroids or planets orbiting them in galaxies within a 1 or 2 Gpc range from Earth. This will be the subject of a forthcoming study.

We can end this conclusion with a vision. After upgrading the MZ14 FRB model (corrected by MH20) with the ideas of a cloud or belt of asteroids orbiting the pulsar, and the presence of turbulence in the pulsar wind, we obtain a model that explains observed properties of FRB repeaters and non-repeaters altogether in a unified frame. In that frame, the radio Universe contains myriads of pebbles, circling around young pulsars in billions of galaxies, each have attached to them a highly collimated beam of radio radiation, meandering inside a larger cone (of perhaps a fraction of a degree), that sweeps through space, like multitudes of small erratic cosmic lighthouses, detectable at gigaparsec distances. Each time one such beam crosses the Earth for a few milliseconds and illuminates radiotelescopes, a FBR is detected, revealing an ubiquitous but normally invisible reality.

Acknowledgement

G. Voisin acknowledges support of the European Research Council, under the European Unions Horizon 2020 research and innovation programme (grant agreement No. 715051, Spiders).

References

- Abdo, A. A., Ackermann, M., Ajello, M., et al. 2010a, *ApJ*, 713, 154
- Abdo, A. A., Ackermann, M., Ajello, M., et al. 2010b, *ApJ*, 708, 1254
- Abdo, A. A., Ajello, M., Allafort, A., et al. 2013, *The Astrophysical Journal Supplement*, 208, 17
- Aschwanden, M. J., Crosby, N. B., Dimitropoulou, M., et al. 2016, *Space Science Reviews*, 198, 47
- Bagchi, M. 2017, *ApJ*, 838, L16
- Becker, W. 2009, in *Astrophysics and Space Science Library*, Vol. 357, *Astrophysics and Space Science Library*, ed. W. Becker, 133–136
- Bogovalov, S. V., Khangulyan, D. V., Koldoba, A. V., Ustyugova, G. V., & Aharonian, F. A. 2008, *MNRAS*, 387, 63
- Cerutti, B. & Philippov, A. A. 2017, *A&A*, 607, A134
- Chatterjee, S., Law, C. J., Wharton, R. S., et al. 2017, *Nature*, 541, 58
- CHIME/FRB Collaboration, Andersen, B. C., Bandura, K., et al. 2019, *ApJ*, 885, L24
- Colgate, S. A. & Petschek, A. G. 1981, *ApJ*, 248, 771
- Connor, L., Pen, U.-L., & Oppermann, N. 2016, *MNRAS*, 458, L89
- Cordes, J. M., Wasserman, I., Hessels, J. W. T., et al. 2017, *The Astrophysical Journal*, 842, 35
- Dai, Z. G., Wang, J. S., Wu, X. F., & Huang, Y. F. 2016, *ApJ*, 829, 27
- Drell, S. D., Foley, H. M., & Ruderman, M. A. 1965, *Journal of Geophysical Research*, 70, 3131
- Freund, H. P., Wong, H. K., Wu, C. S., & Xu, M. J. 1983, *Physics of Fluids*, 26, 2263
- Gajjar, V., Siemion, A. P. V., Price, D. C., et al. 2018, *ApJ*, 863, 2
- Geng, J. J. & Huang, Y. F. 2015, *ApJ*, 809, 24
- Ghisellini, G. 2017, *MNRAS*, 465, L30
- Gillon, M., Triaud, A. H. M. J., Demory, B.-O., et al. 2017, *Nature*, 542, 456
- Goldreich, P. & Lynden-Bell, D. 1969a, *Astrophysical Journal*, 156, 59
- Goldreich, P. & Lynden-Bell, D. 1969b, *ApJ*, 156, 59
- Gurnett, D. A., Averkamp, T. F., Schippers, P., et al. 2011, *Geophys. Res. Lett.*, 38, L06102
- Hess, S., Zarka, P., & Mottez, F. 2007, *Planet. Space Sci.*, 55, 89
- Hessels, J. W. T., Spitler, L. G., Seymour, A. D., et al. 2019, *ApJ*, 876, L23

- Jewitt, D. C., Sheppard, S., & Porco, C. 2004, *Jupiter's outer satellites and Trojans*, 263–280
- Jewitt, D. C., Trujillo, C. A., & Luu, J. X. 2000, *AJ*, 120, 1140
- Karuppusamy, R., Stappers, B. W., & van Straten, W. 2010, *Astronomy and Astrophysics*, 515, A36
- Katz, J. I. 2017, *MNRAS*, 467, L96
- Kirk, J. G., Skjæraasen, O., & Gallant, Y. A. 2002, *A&A*, 388, L29
- Kotera, K., Mottez, F., Voisin, G., & Heyvaerts, J. 2016, *A&A*, 592, A52
- Lentz, W. J. 1976, *Applied Optics*, 15, 668
- Louis, C. K., Hess, S. L. G., Cecconi, B., et al. 2019, *A&A*, 627, A30
- Louis, C. K., Lamy, L., Zarka, P., Cecconi, B., & Hess, S. L. G. 2017, *Journal of Geophysical Research (Space Physics)*, 122, 9228
- Luo, R., Men, Y., Lee, K., et al. 2020, *MNRAS*
- Melrose, D. B. & Rafat, M. Z. 2017, 932, 012011
- Michilli, D., Seymour, A., Hessels, J. W. T., et al. 2018, *Nature*, 553, 182
- Mottez, F. & Heyvaerts, J. 2011, *Astronomy and Astrophysics*, 532, A21+
- Mottez, F. & Zarka, P. 2014, *Astronomy and Astrophysics*, 569, A86
- Neubauer, F. M. 1980, *Journal of Geophysical Research (Space Physics)*, 85, 1171
- Ng, C. W., Takata, J., Strader, J., Li, K. L., & Cheng, K. S. 2018, *ApJ*, 867, 90
- Oostrum, L. C., Maan, Y., van Leeuwen, J., et al. 2019, *arXiv e-prints*, arXiv:1912.12217
- Oostrum, L. C., Maan, Y., van Leeuwen, J., et al. 2020, *A&A*, 635, A61
- Pétri, J. 2016, *Journal of Plasma Physics*, 82, 635820502
- Petroff, E., Barr, E. D., Jameson, A., et al. 2016, *PASA*, 33, e045
- Pryor, W. R., Rymer, A. M., Mitchell, D. G., et al. 2011, *Nature*, 472, 331
- Saur, J., Neubauer, F. M., Connerney, J. E. P., Zarka, P., & Kivelson, M. G. 2004, 1, 537
- Scholz, P., Spitler, L. G., Hessels, J. W. T., et al. 2016, *ApJ*, 833, 177
- Shannon, R. M., Cordes, J. M., Metcalfe, T. S., et al. 2013, *The Astrophysical Journal*, 766, 5
- Shannon, R. M., Osłowski, S., Dai, S., et al. 2014, *Monthly Notices of the Royal Astronomical Society*, 443, 1463
- Spitkovsky, A. 2006, *Astrophysical Journal Letters*, 648, L51
- Spitler, L. G., Scholz, P., Hessels, J. W. T., et al. 2016, *Nature*, 531, 202
- The CHIME/FRB Collaboration, Amiri, M., Andersen, B. C., et al. 2020, *arXiv e-prints*, arXiv:2001.10275
- Timokhin, A. N. & Arons, J. 2013, *MNRAS*, 429, 20
- Wilson, D. B. & Rees, M. J. 1978, *MNRAS*, 185, 297
- Wolszczan, A. & Frail, D. A. 1992, *Nature*, 355, 145
- Zarka, P. 2007, *Planetary and Space Science*, 55, 598

Zarka, P., Marques, M. S., Louis, C., et al. 2018, *A&A*, 618, A84

Zarka, P., Treumann, R. A., Ryabov, B. P., & Ryabov, V. B. 2001, *Ap&SS*, 277, 293

Zavlin, V. E. 2009, in *Astrophysics and Space Science Library*, Vol. 357, *Astrophysics and Space Science Library*, ed. W. Becker, 181

Zhang, Y. G., Gajjar, V., Foster, G., et al. 2018, *ApJ*, 866, 149