



**HAL**  
open science

## Determining the Neutrino Lifetime from Cosmology

Zackaria Chacko, Abhish Dev, Peizhi Du, Vivian Poulin, Yuhsin Tsai

► **To cite this version:**

Zackaria Chacko, Abhish Dev, Peizhi Du, Vivian Poulin, Yuhsin Tsai. Determining the Neutrino Lifetime from Cosmology. *Physical Review D*, 2021, 103 (4), pp.043519. 10.1103/PhysRevD.103.043519 . hal-02483093

**HAL Id: hal-02483093**

**<https://hal.science/hal-02483093>**

Submitted on 3 Jun 2021

**HAL** is a multi-disciplinary open access archive for the deposit and dissemination of scientific research documents, whether they are published or not. The documents may come from teaching and research institutions in France or abroad, or from public or private research centers.

L'archive ouverte pluridisciplinaire **HAL**, est destinée au dépôt et à la diffusion de documents scientifiques de niveau recherche, publiés ou non, émanant des établissements d'enseignement et de recherche français ou étrangers, des laboratoires publics ou privés.

# Determining the Neutrino Lifetime from Cosmology

Zackaria Chacko,<sup>1</sup> Abhish Dev,<sup>1</sup> Peizhi Du,<sup>2</sup> Vivian Poulin,<sup>3</sup> and Yuhsin Tsai<sup>1</sup>

<sup>1</sup>*Maryland Center for Fundamental Physics, Department of Physics,  
University of Maryland, College Park, MD 20742-4111 USA*

<sup>2</sup>*C.N. Yang Institute for Theoretical Physics, Stony Brook University, Stony Brook, NY, 11794, USA*

<sup>3</sup>*Laboratoire Univers & Particules de Montpellier (LUPM), CNRS & Université de Montpellier (UMR-5299),  
Place Eugène Bataillon, F-34095 Montpellier Cedex 05, France*

We explore the cosmological signals of theories in which the neutrinos decay into invisible dark radiation after becoming non-relativistic. We show that in this scenario, near-future large scale structure measurements from the Euclid satellite, when combined with cosmic microwave background data from Planck, may allow an independent determination of both the lifetime of the neutrinos and the sum of their masses. These parameters can be independently determined because the Euclid data will cover a range of redshifts, allowing the growth of structure over time to be tracked. If neutrinos are stable on cosmological timescales, these observations can improve the lower limit on the neutrino lifetime by seven orders of magnitude, from  $\mathcal{O}(10)$  years to  $2 \times 10^8$  years (95% C.L.), without significantly affecting the measurement of neutrino mass. On the other hand, if neutrinos decay after becoming non-relativistic but on timescales less than  $\mathcal{O}(100)$  million years, these observations may allow, not just the first measurement of the sum of neutrino masses, but also the determination of the neutrino lifetime from cosmology.

## INTRODUCTION

Neutrino decay is a characteristic feature of models in which neutrinos have masses. Even in the minimal extension of the Standard Model (SM) that incorporates Majorana neutrino masses through the non-renormalizable Weinberg operator, the heavier neutrinos are unstable, and undergo decay at one loop into a lighter neutrino and a photon. The same is true of the minimal extension of the SM that incorporates Dirac neutrino masses through the inclusion of right-handed singlet neutrinos. In both cases, the lifetime of the heavier neutrino is of order  $\tau_\nu \sim 10^{50} \text{s} (0.05 \text{ eV}/m_\nu)^5$ , in the limit that the daughter neutrino mass is neglected [1–5]. This is much longer than the age of the universe, and so these minimal neutrino mass models do not give rise to observable signals of neutrino decay. However, in general, the neutrino lifetime can be much shorter. For example, in theories where the generation of neutrino masses is associated with the breaking of global symmetries [6–10] (see also [11, 12]), a heavier neutrino can decay into a lighter neutrino and a Goldstone boson on timescales that can be much shorter than the age of the universe.

Until the turn of the century, the decaying neutrino scenario attracted considerable attention as a possible solution to the solar and atmospheric neutrino problems [13–16]. However, this explanation is now disfavored by the data [17–19]. More recently, radiative neutrino decays have been put forward as a possible explanation of the anomalous 21 cm signal observed by the EDGES experiment [20].

There is a strong lower limit on the neutrino lifetime in the case of radiative decays. In this scenario, the limits on spectral distortions in the cosmic microwave background (CMB) can be translated into bounds on radiative neutrino decays,  $\tau_\nu \gtrsim 10^{19} \text{s}$  for the larger mass splitting and  $\tau_\nu \gtrsim 4 \times 10^{21} \text{s}$  for the smaller one [21], greater than the age of the universe. There are also very strong laboratory and astrophysical

bounds on the neutrino dipole moment operators that induce radiative neutrino decays [22–26].

In contrast, the decay of neutrinos into invisible dark radiation is only weakly constrained by current data. At present, the most stringent bounds on invisible neutrino decays are from cosmological observations. Although limits have also been placed on neutrino decay based on data from Supernova 1987A [27], solar neutrinos [19, 28, 29], atmospheric neutrinos and long baseline experiments [30–33], these constraints are in general much weaker. Cosmological measurements are sensitive to the neutrino lifetime through the gravitational effects of the relic neutrinos left over from the Big Bang, and their decay products. If the neutrino lifetime is less than the timescale of recombination, then neutrino decay and inverse decay processes are active during the CMB epoch. These processes prevent the neutrinos from free streaming, leading to observable effects on the heights and locations of the CMB peaks [34–36]. Current limits require that the neutrinos be free streaming from redshifts  $z \gtrsim 8000$  until recombination,  $z \approx 1100$  [37–40] (see also [41]). This can be translated into a lower bound on the neutrino lifetime,  $\tau_\nu \geq 4 \times 10^8 \text{s} (m_\nu/0.05 \text{ eV})^3$  [40], much less than the age of the universe. Therefore, at present there is no evidence that neutrinos are stable on cosmological timescales, and the lifetime of the neutrino remains an open question.

A knowledge of the neutrino lifetime is of particular importance for the determination of neutrino masses from cosmology. At present, the strongest upper limit on the sum of neutrino masses,  $\sum m_\nu \lesssim 0.12 \text{ eV}$  [42], is from cosmological observations. However, this bound assumes that the neutrino number density and energy distribution have evolved in accordance with the standard Big Bang cosmology until the present time. If the neutrinos have decayed [43, 44] or annihilated away [45, 46], this bound is not valid, and must be reconsidered. In particular, in the case of neutrinos that decay on cosmological timescales, values of the neutrino masses as large

as  $\sum m_\nu \sim 0.90$  eV are currently allowed by the data [47].

In the coming decade, major improvements are expected in the precision of cosmological observations, which would lead to great advances in neutrino physics. The Euclid satellite, scheduled to be launched in 2022, is expected to measure both the galaxy and the cosmic shear power spectra with unprecedented precision, achieving up to sub-percent accuracy over the redshift range from  $z \sim 0.5 - 2$  [48]. In the more distant future, the CMB-S4 experiment [49] will lead to major advances over current CMB observations. This includes improvements in the measurement of CMB lensing, which is very sensitive to the neutrino masses. Under the assumption that neutrinos are stable, these new measurements will allow us to probe values of the neutrino masses smaller than the observed neutrino mass splittings and thereby determine  $\sum m_\nu$  [50, 51]. However, if the neutrinos are unstable on cosmological timescales, the question of whether  $\sum m_\nu$  can in fact be determined remains unanswered.

In this paper, we address this question. We consider theories in which the neutrinos decay into invisible dark radiation after becoming non-relativistic. We show that in this class of models, near-future large scale structure (LSS) measurements from Euclid, in combination with Planck data, may allow an independent determination of both the lifetime of the neutrinos and the sum of their masses. The reason these parameters can be independently determined is because Euclid takes measurements at multiple redshifts, which allows us to track the growth of structure over time. In the case of stable neutrinos, we find that these observations will be able to extend the lower bound on the lifetime by at least seven orders of magnitude, from  $\mathcal{O}(10)$  years to  $\mathcal{O}(0.1 - 10)$  Gyrs depending on the neutrino mass, without significantly affecting the measurement of the sum of neutrino masses. Furthermore, we show that if the neutrinos decay after becoming non-relativistic but with a lifetime less than  $\mathcal{O}(10^8)$  years, these observations may allow the first determination of not just the neutrino masses, but also the neutrino lifetime.

## BREAKING THE DEGENERACY BETWEEN NEUTRINO MASS AND LIFETIME

The sensitivity of cosmological observables to the neutrino masses arises from the fact that, after the neutrinos become non-relativistic, their contribution to the energy density redshifts like matter, and is therefore greater than that of a relativistic species of the same abundance. This leads to a faster Hubble expansion, reducing the time available for structure formation. The net result is an overall suppression of large scale structure [52, 53], (for reviews see [54–57]). A larger neutrino mass gives rise to greater suppression, since heavier neutrinos become non-relativistic at earlier times, and also contribute more to the total energy density after becoming non-relativistic. In the case of neutrinos that decay, the extent of the suppression now also depends on the neutrino lifetime. The key idea, first discussed in [43, 44], is that if the

neutrinos decay into massless species after becoming non-relativistic, the suppression in power is reduced. Depending on how late the decay kicks in after the neutrinos have become non-relativistic, the magnitude of the suppression will vary.

These features are illustrated in Fig. 1, where we show the evolution of the overdensity of cold dark matter and baryons,  $\delta_{cb} \equiv \delta\rho_{cb}/\bar{\rho}_{cb}$ , for three cases, based on the analysis in [47] and briefly described in the next section. The results are expressed in terms of the ratio of  $(\delta_{cb})^2$  for each case to its value in the scenario with massless neutrinos. The black line corresponds to stable neutrinos with  $\sum m_\nu = 0.25$  eV, while the blue line corresponds to unstable neutrinos of the same mass. We see that, as compared to the stable neutrino scenario, unstable neutrinos of the same mass lead to a smaller suppression of  $\delta_{cb}$  at  $z = 0$ . The red line corresponds to unstable neutrinos with  $\sum m_\nu = 0.30$  eV, and their lifetime has been chosen to obtain the same result for the overdensity at  $z = 0$  as for stable neutrinos with  $\sum m_\nu = 0.25$  eV. We see from the black and red curves in Fig. 1 that the effects of a stable neutrino on the matter density perturbations cannot be easily distinguished from those of a heavier neutrino that is shorter-lived based only on measurements performed at  $z \lesssim 0.3$ . This is because the growth of  $\delta_{cb}$  is almost frozen in the region where the cosmological constant dominates ( $z \lesssim 0.3$ ). Therefore, there is a degeneracy between  $\sum m_\nu$  and  $\tau_\nu$  that cannot be resolved based only on measurements of the matter power spectrum at low redshifts. However, it is clear from Fig. 1 that the evolution of the power suppression at earlier times is different in the two cases. Consequently, the shapes of the power spectra as a function of  $z$  are distinct. This would allow these two cases to be distinguished if measurements are made at more than one redshift with sub-percent precision (e.g., black vs. red at  $z = 0.5$  and  $z = 2$  in Fig. 1). As mentioned above, the Euclid experiment is expected to take measurements at multiple redshifts between  $z \approx 0.5$  and  $z \approx 2$  at this level of precision. Hence the combined Euclid and Planck data has the potential to break the degeneracy between neutrino mass and lifetime.

## ANALYSIS

In order to calculate the effects of neutrino decay on cosmological observables, we implement the Boltzmann equations corresponding to the decay of neutrinos into dark radiation that were derived in [47] into the code CLASS<sup>1</sup> [58]. We work under the assumption that, after becoming non-relativistic, each SM neutrino decays with width  $\Gamma_{\nu_i}$  into two massless particles. Here the indices  $i$  label the neutrino mass eigenstates. For concreteness, we assume that the decay widths of the three neutrinos satisfy the relation  $\Gamma_{\nu_i} \propto m_{\nu_i}^3$ . This assumption is motivated by models in

<sup>1</sup> <http://www.class-code.net>

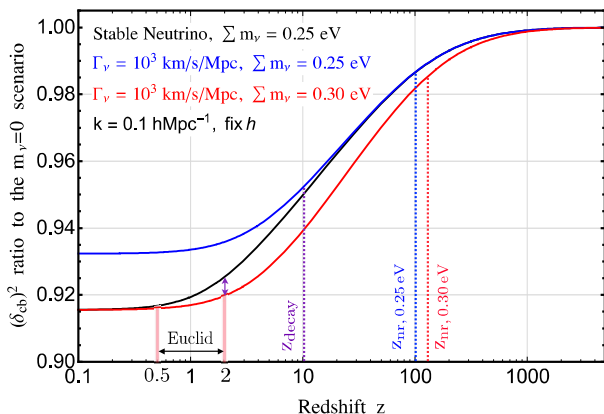


FIG. 1: Evolution of the ratio of the CDM+baryon density perturbations with respect to the case of massless neutrinos. The blue (black) curve corresponds to the case of stable (unstable) massive neutrinos with  $\sum m_\nu = 0.25$  eV. Here  $z_{\text{decay}}$ , defined as the redshift at which the neutrino width  $\Gamma_\nu$  becomes equal to the Hubble constant, corresponds to the redshift at the time of neutrino decay. Similarly  $z_{\text{nr}}$  denotes the redshift at which 80% of the neutrinos have become non-relativistic. As compared to stable neutrinos, unstable neutrinos generate less suppression of density perturbation at low redshift. Unstable heavier neutrinos with  $\sum m_\nu = 0.3$  eV (shown in red) can give the same density perturbation at low redshift as stable neutrinos of mass  $\sum m_\nu = 0.25$  eV. However, at  $z = 2$ , the perturbation in the heavier neutrino scenario deviates at the  $\mathcal{O}(0.1)\%$  level from the stable neutrino scenario (indicated by the purple arrow).

which the generation of neutrino masses is associated with the breaking of global symmetries. In these theories the couplings of neutrinos to the Goldstone bosons typically scale as  $m_\nu/f$ , where  $f$  corresponds to the scale at which the global symmetry is broken. Given the observed mass splittings  $\Delta m_{12}^2 = 7.4 \times 10^{-5} \text{ eV}^2$  and  $\Delta m_{23}^2 = 2.5 \times 10^{-3} \text{ eV}^2$ , this leaves only two remaining independent parameters. We choose to present the results of our analysis in terms of the parameters  $(\sum m_\nu, \Gamma_\nu)$ , where  $\Gamma_\nu$  is the decay width of the heaviest neutrino. With this definition,  $\Gamma_\nu \equiv \Gamma_{\nu_3}$  for the normal hierarchy and  $\Gamma_\nu \equiv \Gamma_{\nu_2}$  for the inverted hierarchy.

We wish to determine the extent to which a combination of Planck data and future Euclid data can help break the degeneracy between the neutrino mass and lifetime. To that end, we make use of the mock likelihoods available publicly in MONTEPYTHON-V3.1 and described in Refs. [59, 60]. We include Euclid galaxy and cosmic shear power spectra in the “realistic” configuration, i.e., we include nonlinear scales and employ a loose (redshift-independent) non-linear cut at comoving  $k_{\text{NL}} = 2 h/\text{Mpc}$  in the galaxy power spectrum and  $k_{\text{NL}} = 10 h/\text{Mpc}$  in the cosmic shear power spectrum, together with a nonlinear correction based on HaloFit [61, 62] and a theoretical error on the nonlinear modeling (as described in Refs. [59, 60]). For a few cases, we employed an alternative “conservative” prescription where we cut the data at comoving  $k_{\text{NL}} = 0.2 h/\text{Mpc}$  in the galaxy power spectrum and  $k_{\text{NL}} = 0.5 h/\text{Mpc}$  in the cosmic shear power spectrum,

and verified that this leads to very similar results. This gives us confidence in the robustness of our conclusions. In order to include Planck data in our forecast, we generate a mock dataset with the fake likelihood FAKE\_PLANCK\_REALISTIC available in MONTEPYTHON-V3.1. We analyze chains using the python package GETDIST [63].

We first forecast the lower bound on the neutrino lifetime that can be reached in the near future. We begin by generating mock data sets for the case of stable neutrinos, i.e.,  $\Gamma_\nu = 0$ . Specifically, we generate a mock data set for the following values of  $\sum m_\nu/\text{eV}$ : [0.06, 0.12, 0.18, 0.24, 0.30] for the normal hierarchy case and [0.10, 0.15, 0.20, 0.25, 0.30] for the inverted hierarchy. This range covers the minimum  $\sum m_\nu$  allowed by the normal and inverted mass spectra, and also the maximum  $\sum m_\nu$  consistent with the current bound derived in [47]. We then run one MCMC scan per mock data set varying the  $\Lambda\text{CDM}$  parameters  $\{\omega_b, \omega_{\text{cdm}}, 100\theta_s, A_s, n_s, \tau_{\text{reio}}\}$  together with  $\{\sum m_\nu/\text{eV}, \text{Log}_{10}[\Gamma_\nu/(\text{km/s/Mpc})]\}$ . As mentioned earlier, here  $\Gamma_\nu$  refers to the width of the heaviest neutrino. As our modifications to CLASS have the effect of making the code much slower, we are forced to run a large number of chains ( $\sim 100$ ) to acquire enough points to obtain robust results. This penalizes the use of the Gelman-Rubin criterion [64] as a convergence test<sup>2</sup>. Therefore we primarily rely on visual inspections, and on comparison between various chunks of chains, to assess convergence. As a check, we have verified that for all scenarios, our constraints vary by less than 10% when adapting the fraction of points removed with GETDIST from 0.1 to 0.5.

Our results are displayed in Fig. 2 for the normal- (left) and inverted- (right) mass hierarchy cases, where we show the bounds on the decay rate  $\Gamma_\nu$  of the heaviest neutrino as a function of  $\sum m_\nu$ . We summarize the bounds on the neutrino masses and lifetime for both hierarchies in Table I. Of utmost importance, we find that the combination of Planck and Euclid can break the degeneracy between  $(\sum m_\nu, \Gamma_\nu)$  and set an upper bound on the neutrino lifetime,  $\text{Log}_{10}[\Gamma_\nu/(\text{km/s/Mpc})] \leq 3.7 (2\sigma)$ , even for the lowest possible neutrino mass. Moreover, we find that the sensitivity to  $\sum m_\nu$  is not significantly degraded by the additional free parameter  $\log_{10} \Gamma_\nu$ . As can be seen from Table I, the bounds on  $\Gamma_\nu$  in the normal and inverted hierarchy cases become increasingly close above  $\sum m_\nu \gtrsim 0.2$  eV. This is because in this limit the neutrinos are becoming quasi-degenerate. Nevertheless, even for  $\sum m_\nu = 0.3$  eV, the values of the two largest neutrino masses differ at the level of a few percent between the normal and inverted hierarchies. Since  $\Gamma_\nu \propto m_\nu^3$ , this accounts for the  $\sim 10\%$  difference between the bounds on  $\Gamma_\nu$  in the two cases. Finally, we mention that we do not find any

<sup>2</sup> Nevertheless, all runs satisfy the Gelman-Rubin criterion except for the cases with fiducial  $\sum m_\nu/\text{eV} = 0.06$ ,  $\sum m_\nu/\text{eV} = 0.10$  and  $\sum m_\nu/\text{eV} = 0.12$ . For these runs, we have at most  $(R-1) \approx 0.3$ ,  $(R-1) \approx 0.22$  and  $(R-1) \approx 0.25$  respectively.

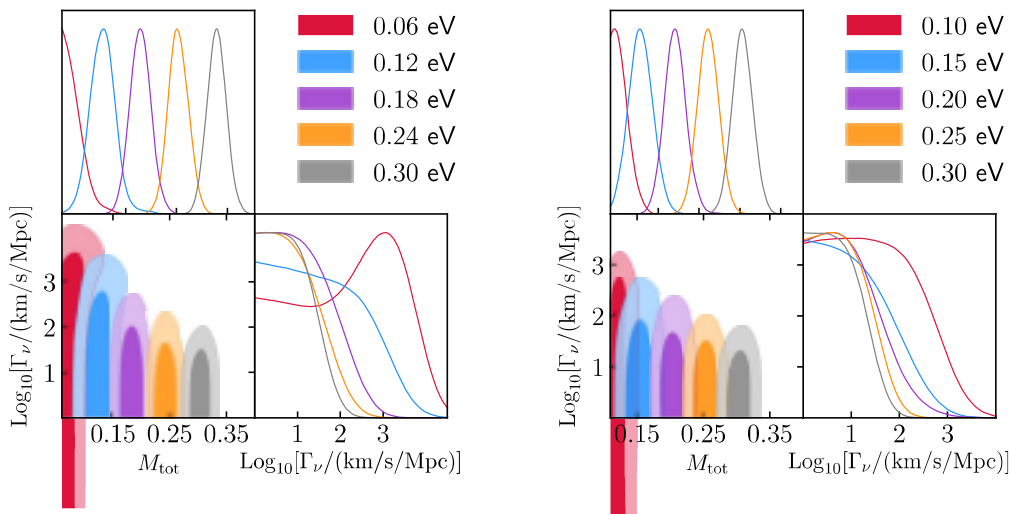


FIG. 2: Forecast of the 2D posterior of the sum of neutrino masses and decay width of the heaviest neutrino reconstructed at 68 and 95% C.L. from a combination of Planck+Euclid  $P(k)$ +Euclid Lensing. The fiducial model assumes that neutrinos are stable and that they follow the normal hierarchy (left panel) or inverted hierarchy (right panel).

strong correlation between the decay rate and the other cosmological parameters. Therefore, for brevity we do not explicitly

report the reconstructed  $\Lambda$ CDM parameters.

Normal hierarchy					
Fiducial $\sum m_\nu/\text{eV}$	0.06	0.12	0.18	0.24	0.30
$\sum m_\nu/\text{eV}$	$< 0.085$	$0.125 \pm 0.020$	$0.183 \pm 0.017$	$0.243 \pm 0.016$	$0.303 \pm 0.015$
$\text{Log}_{10}[\Gamma_\nu/(\text{km/s/Mpc})]$	$< 3.7$	$< 3.2$	$< 2.1$	$< 1.7$	$< 1.5$
Inverted hierarchy					
Fiducial $\sum m_\nu/\text{eV}$	0.10	0.15	0.20	0.25	0.30
$\sum m_\nu/\text{eV}$	$< 0.13$	$0.154 \pm 0.017$	$0.205^{+0.015}_{-0.017}$	$0.253 \pm 0.016$	$0.304 \pm 0.015$
$\text{Log}_{10}[\Gamma_\nu/(\text{km/s/Mpc})]$	$< 2.7$	$< 2.2$	$< 1.8$	$< 1.5$	$< 1.3$

TABLE I: Forecast constraints on the sum of neutrino masses (at 68% C.L.) and decay width of the heaviest neutrino (at 95% C.L.) from a combination of Planck+Euclid  $P(k)$ +Euclid Lensing. The fiducial model assumes that neutrinos are stable and that they follow the normal or inverted hierarchy.

Fiducial $(\text{Log}_{10}[\Gamma_\nu/(\text{km/s/Mpc})], \sum m_\nu/\text{eV})$	$(3.7, 0.16)$	$(3, 0.25)$
$\sum m_\nu/\text{eV}$	$0.167^{+0.035}_{-0.076}$	$0.261^{+0.042}_{-0.069}$
$\text{Log}_{10}[\Gamma_\nu/(\text{km/s/Mpc})]$	$3.59^{+0.65}_{-0.45}$	$2.96^{+0.64}_{-0.46}$
$\sum m_\nu/\text{eV}$ (stable)	$0.10 \pm 0.02$	$0.19 \pm 0.02$

TABLE II: Forecast constraints at 68% C.L. on the sum of neutrino masses and decay width of the heaviest neutrino from a combination of Planck+Euclid  $P(k)$ +Euclid Lensing. The models assume a normal neutrino mass hierarchy.

Given these constraints on  $\text{Log}_{10}[\Gamma_\nu/(\text{km/s/Mpc})]$ , we anticipate that future cosmological data will be able to determine that neutrinos are decaying if the width exceeds this limit. To demonstrate this, we turn our attention to a scenario with unstable neutrinos and generate two sets of mock data corresponding to  $(\text{Log}_{10}[\Gamma_\nu/(\text{km/s/Mpc})], \sum m_\nu/\text{eV}) = (3.7, 0.16)$  and  $(3, 0.25)$  with a normal hierarchy. For each

mock data set and fiducial model we run two cases, one in which we leave  $\Gamma_\nu$  free to vary and another in which we enforce the constraint  $\Gamma_\nu = 0$ . The purpose of the latter case is to allow us to estimate the typical bias that would be introduced if this scenario was actually realized in nature and neutrino decays were not accounted for.

Our results are shown in Fig. 3 and summarized in Table II.

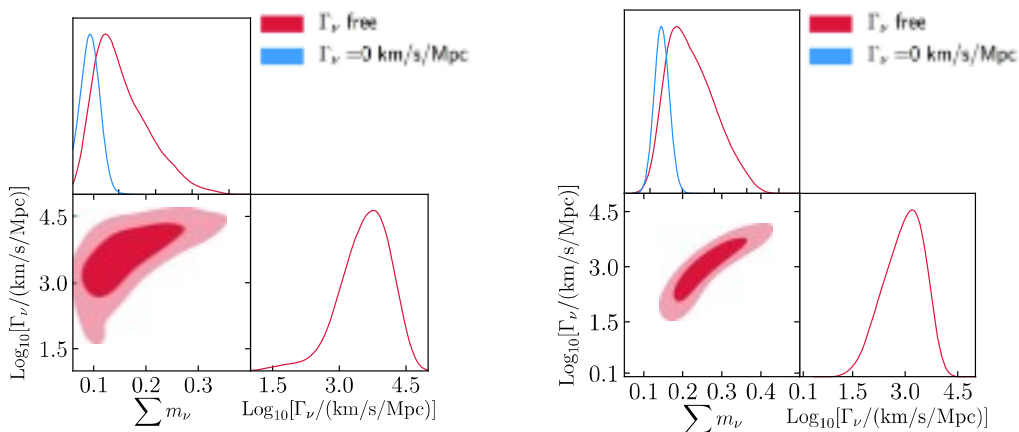


FIG. 3: Same as Fig. 2, but the fiducial model now assumes decaying neutrinos with  $(\text{Log}_{10}[\Gamma_\nu/(\text{km/s/Mpc})], \sum m_\nu/\text{eV}) = (3.7, 0.16)$  (left panel) and  $(3, 0.25)$  (right panel) in the normal hierarchy.

We find, as expected, that for both cases the combination of Planck and Euclid sets an upper limit on the neutrino lifetime, so that the decaying neutrino scenario can be distinguished from the stable case at better than  $3\sigma$ . Remarkably, in both cases we also obtain a lower limit on the neutrino lifetime at  $3\sigma$ , opening the door to the possibility of determining the neutrino lifetime from cosmology.

Based on our limits, one might expect that the neutrino lifetime can be determined at better than  $2\sigma$  provided  $\text{Log}_{10}[\Gamma_\nu/(\text{km/s/Mpc})] > 3.7$  for  $\sum m_\nu/\text{eV} > 0.06$ . However, recall that the regime  $\text{Log}_{10}[\Gamma_\nu/(\text{km/s/Mpc})] \gtrsim 6$  is not treated in our formalism, since neutrinos would be decaying while still relativistic. We defer a detailed study of the parameter space for which next-generation experiments can determine the neutrino lifetime to future work.

Interestingly, we find that in both the cases considered, the precision at which  $\sum m_\nu$  can be detected is strongly degraded compared to the contours in Fig. 2. Indeed, in these cases the uncertainty on  $\sum m_\nu$  is multiplied by  $\sim 5$  when  $\Gamma$  is let free to vary, and  $\sim 1.5$  when  $\Gamma_\nu = 0$  is enforced. This is of great importance for next-generation experiments which claim that a combination of datasets will be able to detect the sum of neutrino masses “at  $5\sigma$ ”, even in the minimal mass case. Perhaps even more important, we find that when  $\Gamma_\nu = 0$  is enforced, a strong bias in the reconstructed neutrino mass away from the true value can appear. For the specific cases studied here, we find a bias of roughly  $-0.06$  eV, i.e. a  $\sim 3\sigma$  shift away from the “true” value.

## CONCLUSIONS

In summary, we have considered the cosmological signatures of theories in which the neutrinos decay into invisible radiation on cosmological timescales. We have shown that in this scenario, observations of large scale structure made at

multiple redshifts may allow two fundamental parameters, the sum of neutrino masses and the neutrino lifetime, to be determined independently. To assess the prospects for near future experiments, we have performed an MCMC analysis based on mock data from the Planck and Euclid experiments. Trading Planck data for the mock data from a next-generation CMB experiment would strengthen our conclusions. In the case of neutrinos that are stable on timescales of order the age of the universe, we find that these measurements can improve the lower limit on the neutrino lifetime in this scenario by seven orders of magnitude, from  $\mathcal{O}(10)$  years to 200 million years, without significantly impacting the measurement of neutrino mass. In the case of neutrinos that decay on timescales shorter than  $\mathcal{O}(100)$  million years, these measurements may allow the neutrino lifetime to be determined from cosmology, provided the neutrinos decay after becoming non-relativistic. We find that in this case, requiring that neutrinos are stable when performing the fit can lead to a significant bias in the reconstructed neutrino mass. Therefore the possibility that neutrinos are unstable on cosmological timescales should be taken into account in the analysis of future Euclid data.

## ACKNOWLEDGEMENTS

We would like to thank Thejs Brinckmann and Marilena Loverde for useful discussions. ZC, AD and YT are supported in part by the National Science Foundation under Grant Number PHY-1914731. PD was supported in part by NSF grant PHY-1915093. ZC and YT were also supported in part by the US-Israeli BSF grant 2018236. This research used resources of the IN2P3/CNRS and the Dark Energy Computing Center funded by the OCEVU Labex (ANR-11-LABX-0060) and the Excellence Initiative of Aix-Marseille University - A\*MIDEX, part of the French Investissements d’Avenir

programme. YT thanks the Aspen Center for Physics, which is supported by National Science Foundation grant PHY-1607611, where part of this work was performed.

- 
- [1] S. T. Petcov, *Sov. J. Nucl. Phys.* **25**, 340 (1977), [Erratum: *Yad. Fiz.* 25,1336(1977)].
- [2] J. T. Goldman and G. J. Stephenson, Jr., *Phys. Rev.* **D16**, 2256 (1977).
- [3] W. J. Marciano and A. I. Sanda, *Phys. Lett.* **67B**, 303 (1977).
- [4] B. W. Lee and R. E. Shrock, *Phys. Rev.* **D16**, 1444 (1977).
- [5] P. B. Pal and L. Wolfenstein, *Phys. Rev.* **D25**, 766 (1982).
- [6] G. B. Gelmini and M. Roncadelli, *Phys. Lett.* **99B**, 411 (1981).
- [7] Y. Chikashige, R. Mohapatra, and R. Peccei, *Physics Letters B* **98**, 265 (1981), ISSN 0370-2693.
- [8] H. M. Georgi, S. L. Glashow, and S. Nussinov, *Nucl. Phys.* **B193**, 297 (1981).
- [9] J. Valle, *Physics Letters B* **131**, 87 (1983), ISSN 0370-2693.
- [10] G. B. Gelmini and J. W. F. Valle, *Phys. Lett.* **142B**, 181 (1984).
- [11] G. Dvali and L. Funcke, *Phys. Rev.* **D93**, 113002 (2016), 1602.03191.
- [12] L. Funcke, G. Raffelt, and E. Vitagliano (2019), 1905.01264.
- [13] J. N. Bahcall, N. Cabibbo, and A. Yahil, *Phys. Rev. Lett.* **28**, 316 (1972), [,285(1972)].
- [14] Z. G. Berezhiani, G. Fiorentini, M. Moretti, and A. Rossi, *Z. Phys.* **C54**, 581 (1992).
- [15] A. Acker, S. Pakvasa, and J. T. Pantaleone, *Phys. Rev.* **D45**, 1 (1992).
- [16] V. D. Barger, J. G. Learned, S. Pakvasa, and T. J. Weiler, *Phys. Rev. Lett.* **82**, 2640 (1999), astro-ph/9810121.
- [17] A. Acker and S. Pakvasa, *Phys. Lett.* **B320**, 320 (1994), hep-ph/9310207.
- [18] S. Choubey, S. Goswami, and D. Majumdar, *Physics Letters B* **484**, 73 (2000), ISSN 0370-2693.
- [19] A. S. Joshipura, E. Masso, and S. Mohanty, *Phys. Rev.* **D66**, 113008 (2002), hep-ph/0203181.
- [20] M. Chianese, P. Di Bari, K. Farrag, and R. Samanta, *Phys. Lett.* **B790**, 64 (2019), 1805.11717.
- [21] J. L. Aalberts et al., *Phys. Rev.* **D98**, 023001 (2018), 1803.00588.
- [22] A. G. Beda, V. B. Brudanin, V. G. Egorov, D. V. Medvedev, V. S. Pogosov, E. A. Shevchik, M. V. Shirchenko, A. S. Starostin, and I. V. Zhitnikov, *Phys. Part. Nucl. Lett.* **10**, 139 (2013).
- [23] M. Agostini et al. (Borexino), *Phys. Rev.* **D96**, 091103 (2017), 1707.09355.
- [24] G. G. Raffelt, *Phys. Rev. Lett.* **64**, 2856 (1990).
- [25] G. G. Raffelt, *Phys. Rept.* **320**, 319 (1999).
- [26] S. Arceo-Díaz, K. P. Schröder, K. Zuber, and D. Jack, *Astropart. Phys.* **70**, 1 (2015).
- [27] J. A. Frieman, H. E. Haber, and K. Freese, *Phys. Lett.* **B200**, 115 (1988).
- [28] J. F. Beacom and N. F. Bell, *Phys. Rev.* **D65**, 113009 (2002), hep-ph/0204111.
- [29] A. Bandyopadhyay, S. Choubey, and S. Goswami, *Phys. Lett.* **B555**, 33 (2003), hep-ph/0204173.
- [30] M. C. Gonzalez-Garcia and M. Maltoni, *Phys. Lett.* **B663**, 405 (2008), 0802.3699.
- [31] R. A. Gomes, A. L. G. Gomes, and O. L. G. Peres, *Phys. Lett.* **B740**, 345 (2015), 1407.5640.
- [32] S. Choubey, D. Dutta, and D. Pramanik, *JHEP* **08**, 141 (2018), 1805.01848.
- [33] B. Aharmim et al. (SNO), *Phys. Rev.* **D99**, 032013 (2019), 1812.01088.
- [34] P. J. E. Peebles, *Astrophys. J.* **180**, 1 (1973).
- [35] W. Hu and N. Sugiyama, *Astrophys. J.* **471**, 542 (1996), astro-ph/9510117.
- [36] S. Bashinsky and U. Seljak, *Phys. Rev.* **D69**, 083002 (2004), astro-ph/0310198.
- [37] M. Archidiacono and S. Hannestad, *JCAP* **1407**, 046 (2014), 1311.3873.
- [38] B. Audren et al., *JCAP* **1503**, 036 (2015), 1412.5948.
- [39] B. Follin, L. Knox, M. Millea, and Z. Pan, *Phys. Rev. Lett.* **115**, 091301 (2015), 1503.07863.
- [40] M. Escudero and M. Fairbairn (2019), 1907.05425.
- [41] C. D. Kreisch, F.-Y. Cyr-Racine, and O. Doré (2019), 1902.00534.
- [42] N. Aghanim et al. (Planck) (2018), 1807.06209.
- [43] P. D. Serpico, *Phys. Rev. Lett.* **98**, 171301 (2007), astro-ph/0701699.
- [44] P. D. Serpico, *J. Phys. Conf. Ser.* **173**, 012018 (2009).
- [45] J. F. Beacom, N. F. Bell, and S. Dodelson, *Phys. Rev. Lett.* **93**, 121302 (2004), astro-ph/0404585.
- [46] Y. Farzan and S. Hannestad, *JCAP* **1602**, 058 (2016), 1510.02201.
- [47] Z. Chacko, A. Dev, P. Du, V. Poulin, and Y. Tsai (2019), 1909.05275.
- [48] L. Amendola et al. (Euclid Theory Working Group), *Living Rev. Rel.* **16**, 6 (2013), 1206.1225.
- [49] K. N. Abazajian et al. (CMB-S4) (2016), 1610.02743.
- [50] M. Archidiacono, T. Brinckmann, J. Lesgourgues, and V. Poulin, *JCAP* **1702**, 052 (2017), 1610.09852.
- [51] T. Brinckmann, D. C. Hooper, M. Archidiacono, J. Lesgourgues, and T. Sprenger, *JCAP* **1901**, 059 (2019), 1808.05955.
- [52] J. R. Bond, G. Efstathiou, and J. Silk, *Phys. Rev. Lett.* **45**, 1980 (1980), [,61(1980)].
- [53] W. Hu, D. J. Eisenstein, and M. Tegmark, *Phys. Rev. Lett.* **80**, 5255 (1998), astro-ph/9712057.
- [54] Y. Y. Wong, *Ann. Rev. Nucl. Part. Sci.* **61**, 69 (2011), 1111.1436.
- [55] J. Lesgourgues, G. Mangano, G. Miele, and S. Pastor, *Neutrino Cosmology* (Cambridge University Press, 2018), ISBN 9781108705011.
- [56] M. Tanabashi et al. (ParticleDataGroup), *Phys. Rev. D* **98**, 030001.1898 p (2018).
- [57] M. Lattanzi and M. Gerbino, *Front.in Phys.* **5**, 70 (2018), 1712.07109.
- [58] D. Blas, J. Lesgourgues, and T. Tram, *JCAP* **1107**, 034 (2011), 1104.2933.
- [59] T. Sprenger, M. Archidiacono, T. Brinckmann, S. Clesse, and J. Lesgourgues, *JCAP* **1902**, 047 (2019), 1801.08331.
- [60] T. Brinckmann and J. Lesgourgues (2018), 1804.07261.
- [61] R. Takahashi, M. Sato, T. Nishimichi, A. Taruya, and M. Oguri, *Astrophys. J.* **761**, 152 (2012), 1208.2701.
- [62] Y. Ali-Haïmoud and S. Bird, *Mon. Not. Roy. Astron. Soc.* **428**, 3375 (2012), 1209.0461.
- [63] A. Lewis (2019), 1910.13970.
- [64] A. Gelman and D. B. Rubin, *Statist. Sci.* **7**, 457 (1992).