



**HAL**  
open science

## Studies of $\text{NH}_4^+$ and $\text{NO}_3^-$ uptake ability of subalpine plants and resource-use strategy identified by their functional traits

Nicolas Legay, Fabrice Grassein, Cindy Arnoldi, Raphael Segura, Philippe P. Laine, Sandra Lavorel, Jean-Christophe Clement

### ► To cite this version:

Nicolas Legay, Fabrice Grassein, Cindy Arnoldi, Raphael Segura, Philippe P. Laine, et al.. Studies of  $\text{NH}_4^+$  and  $\text{NO}_3^-$  uptake ability of subalpine plants and resource-use strategy identified by their functional traits. *Oikos*, 2020, 129 (6), pp.830-841. 10.1111/oik.07282 . hal-02482241

**HAL Id: hal-02482241**

**<https://hal.science/hal-02482241>**

Submitted on 20 Feb 2020

**HAL** is a multi-disciplinary open access archive for the deposit and dissemination of scientific research documents, whether they are published or not. The documents may come from teaching and research institutions in France or abroad, or from public or private research centers.

L'archive ouverte pluridisciplinaire **HAL**, est destinée au dépôt et à la diffusion de documents scientifiques de niveau recherche, publiés ou non, émanant des établissements d'enseignement et de recherche français ou étrangers, des laboratoires publics ou privés.



Distributed under a Creative Commons Attribution 4.0 International License

# Studies of $\text{NH}_4^+$ and $\text{NO}_3^-$ uptake ability of subalpine plants and resource-use strategy identified by their functional traits.

Legay N.<sup>1,2\*+</sup>, Grassein F.<sup>3,4\*</sup>, Arnoldi C.<sup>1</sup>, Segura R.<sup>3,4</sup>, Laîné P.<sup>3,4</sup>, Lavorel S.<sup>1</sup>, Clément J.C.<sup>1,5</sup>.

\* Shared first co-authorship

+ corresponding author: nicolas.legay@insa-cvl.fr

<sup>1</sup> Laboratoire d'Ecologie Alpine, CNRS UMR 5553, Université Joseph Fourier, BP 53, 38041 Grenoble Cedex 09, France

<sup>2</sup> INSA Centre Val de Loire, Université de Tours, CNRS, UMR 7324 CITERES, 37200 Tours, France

<sup>3</sup> Université de Caen Basse-Normandie, UMR 950 Ecophysiologie Végétale, Agronomie et nutritions N, C, S, Esplanade de la Paix, CS 14032, 14032 CAEN Cedex 5, France

<sup>4</sup> INRA, UMR 950 Ecophysiologie Végétale, Agronomie et nutritions N, C, S, Esplanade de la Paix, CS 14032, 14032 CAEN Cedex 5, France

<sup>5</sup> CARTELE, UMR 0042 INRA-Univ. Savoie Mont Blanc, FR-73376, Le Bourget du Lac, France

Running title: plant N uptake and functional strategy

Abstract:

The leaf economics spectrum (LES) is based on a suite of leaf traits related to plant functioning and ranges from resource-conservative to resource-acquisitive strategies. However, the relationships with root traits, and the associated belowground plant functioning such as N uptake, including nitrate ( $\text{NO}_3^-$ ) and ammonium ( $\text{NH}_4^+$ ), is still poorly known. Additionally, environmental variations occurring both in time and in space could uncouple LES from root traits. We explored, in subalpine grasslands, the relationships between leaf and root morphological traits for 3 dominant perennial grass species, and to what extent they contribute to the whole-plant economics spectrum. We also investigated the link between this spectrum and  $\text{NO}_3^-$  and  $\text{NH}_4^+$  uptake rates, as well as the variations of uptake across four grasslands differing by the land-use history at peak biomass and in autumn. Although poorly correlated with leaf traits, root traits contributed to an economic spectrum at the whole plant level. Higher  $\text{NH}_4^+$  and  $\text{NO}_3^-$  uptake abilities were associated with the resource-acquisitive strategy. Nonetheless,  $\text{NH}_4^+$  and  $\text{NO}_3^-$  uptake within species varied between land-uses and with sampling time, suggesting that LES and plant traits are good, but still incomplete, descriptors of plant functioning. Although the  $\text{NH}_4^+:\text{NO}_3^-$  uptake ratio was different between plant species in our study, they all showed a preference for  $\text{NH}_4^+$ , and particularly the most conservative species. Soil environmental variations between grasslands and sampling times may also drive to some extent the  $\text{NH}_4^+$  and  $\text{NO}_3^-$  uptake ability of species. Our results support the current efforts to build a more general framework including above- and below-ground processes when studying plant community functioning.

Keywords: Leaf and root traits, Nitrate and ammonium uptake, plant assimilation, Resource use strategy, Subalpine grasslands

## Introduction

Functional traits have been widely used to describe different plant strategies. One major axis of specialisation involves a trade-off between conservation of resources in well protected and long lived tissues, and acquisition of resources by tissue with high use-efficiency and turnover, and commonly referred as the leaf economic spectrum (LES, Wright *et al.* 2004). More specifically, species with an exploitative strategy share similar leaf attributes such as high specific leaf area (SLA) and nitrogen concentrations (LNC) that have been associated with short leaf life-span, high photosynthetic capacity as well as high decomposability (Reich 2014, Cornwell *et al.* 2008), and dominate in nutrient rich environments, while slow-growing conservative species carry opposite trait values and are more common in poor or harsh conditions (Chapin 1980, Ordonez *et al.* 2009). Despite some evidences of a similar contribution of root traits to the plant strategy (Roumet *et al.* 2006, Freschet *et al.* 2010, Fort *et al.* 2013), the significance of root traits is less understood than the one for leaf traits, mainly because weak correlations between analogous leaf and root traits have been reported (Craine *et al.* 2005, Tjoelker *et al.* 2005, Freschet *et al.* 2010), and also because root functioning is often overlooked compared to leaves in field conditions.

Nutrient uptake ability, one of the main functions provided by roots (Hodge 2004, James *et al.* 2009), is both influenced by anatomical and physiological adjustments such as specific root length or maximal uptake rate ( $V_{max}$ , but see Bassirirad 2000). Among nutrients, nitrogen is one of the best studied mineral nutrients and its uptake by plants under both the ammonium ( $\text{NH}_4^+$ ) and nitrate ( $\text{NO}_3^-$ ) forms is influential for plant and ecosystem functioning. However, rarely have morphological and physiological properties of root been assessed simultaneously in field conditions, whereas some information come from species grown in standardized conditions (Maire *et al.* 2009, Grassein *et al.* 2015).  $\text{NH}_4^+$  and  $\text{NO}_3^-$  uptake can indeed be influenced by several environmental factors justifying the use of controlled conditions to estimate uptake parameters in a comparative purpose. For example,  $\text{NH}_4^+$  and  $\text{NO}_3^-$  uptake has

been reported to vary in response to temperature or pH (Garnett and Smethurst 1999). Nevertheless,  $\text{NH}_4^+$  and  $\text{NO}_3^-$  uptake ability also differs between species, and is partially related to plant strategy and their functional traits (Grassein *et al.* 2015), but these results need to be validated for plant grown in natural conditions. Finally,  $\text{NH}_4^+$  and  $\text{NO}_3^-$  transporters have two components: a constitutive component and a component induced by the presence of  $\text{NH}_4^+$  and  $\text{NO}_3^-$  in the soil solution. Thus, it is important to study interspecific differences for  $\text{NH}_4^+$  and  $\text{NO}_3^-$  uptake at a given site. Otherwise, it is difficult to interpret differences as resulting from species differences.

Subalpine grasslands are subject to the combined effects of climate and anthropogenic factors, both influencing N cycling and thus N availability for organisms (Bardgett *et al.* 2005, Legay *et al.* 2013). Decreased management intensity favours plant species with resource conservative traits (Quétier *et al.* 2007), which are usually associated with fungal-dominated belowground communities (de Vries *et al.* 2012, Grigulis *et al.* 2013). Concomitantly, it slows down N cycling (Zeller *et al.* 2000, Robson *et al.* 2010), favouring the accumulation of soil ammonium ( $\text{NH}_4^+$ ) rather than soil nitrate ( $\text{NO}_3^-$ ) (Robson *et al.* 2007). Plants growing in such variable conditions are likely to adjust their N uptake ability, as it has been shown for functional traits (Quétier *et al.* 2007, Grassein *et al.* 2015).

In this study, we investigated the relationships between functional traits and inorganic N ( $\text{NH}_4^+$  and  $\text{NO}_3^-$ ) uptake for three perennial grass species with contrasted leaf economic strategies. Because soil inorganic  $\text{NH}_4^+$  and  $\text{NO}_3^-$  availability and plant  $\text{NH}_4^+$  and  $\text{NO}_3^-$  uptake ability are likely to vary across seasons and in response to management (Jaeger *et al.* 1999, Miller *et al.* 2009), we examined these relationships for individuals occurring in four subalpine grasslands with different management and throughout the growing season, thereby testing their temporal consistency. Estimating root  $\text{NH}_4^+$  and  $\text{NO}_3^-$  uptake, and measuring functional traits for leaves and roots, we tested the following hypotheses: (1) similar to leaf traits, root traits are also contributing to the plant economics spectrum with root traits

reflecting nutrient acquisition (e.g. high specific root length and root nitrogen content) expected to be more associated to the exploitative syndrome, (2) and with more exploitative species being more efficient to take up both  $\text{NH}_4^+$  and  $\text{NO}_3^-$ . (3) As functional traits are influenced by environmental conditions, we hypothesised that  $\text{NH}_4^+$  and  $\text{NO}_3^-$  uptake will be influenced by environmental variations between grasslands, as well as during the growing season, probably following  $\text{NH}_4^+$  and  $\text{NO}_3^-$  availability depending on the most abundant form.

## Material and methods

### Study site and species

The study site is located in the upper Romanche valley of the central French Alps between the village of Villar d'Arène and the Lautaret Pass (Table 1). The climate is subalpine with a strong continental influence. Winters are cold and snowy, with monthly average minimum temperatures of  $-15.9^\circ\text{C}$  in February, maximum monthly average temperature of  $23.8^\circ\text{C}$  in July, and mean annual precipitation of 956mm (unpublished data, [sajf.ujf-grenoble.fr](http://sajf.ujf-grenoble.fr)). The growing season starts following snow melt in late April - early May and continues until late September or October depending on the date of the first snow in autumn.

Given the hypothesis that  $\text{NH}_4^+$  and  $\text{NO}_3^-$  uptake could be an important hard plant trait related to resource use strategy (as suggested by soft structural and morphological traits) and to field dominance, and due to the degree of precision chosen for  $\text{NH}_4^+$  and  $\text{NO}_3^-$  uptake estimations (see 2.2), a compromise was necessary regarding the number of species, grasslands and replicates to be investigated. This sampling adjustment was required to conduct N uptake estimations for all individuals in a brief enough time period so that most abiotic factors remained as comparable as possible (soil moisture, temperature, radiation).

We chose three common and dominant grass species, *Dactylis glomerata* L., *Bromopsis erecta* (Huds.) Fourr. (formerly *Bromus erectus* (Huds.)) and *Patzkea paniculata* (L.) G.H.Loos (formerly *Festuca paniculata* (L.) Schinz & Thell.). All species are perennial,

arbuscular mycorrhizal non-dependent species and span a gradient from more exploitative (*D. glomerata*) to more conservative (*F. paniculata*) resource use strategies (Grassein et al. 2015). Four grasslands (Table 1), described in Quétier *et al.* (2007), were chosen for their contrasting past and current managements, and were similar to the grasslands studied by Robson *et al.* (2007, 2010) : (i) Terraced Mown and Fertilized (TMF), (ii) Terraced Unmown not fertilized but lightly grazed (TU), (iii) Un-terraced Mown grassland (UM) and (iv) Un-terraced Unmown but lightly grazed grassland (UU), representing a gradient of decreasing management intensity. To reflect field dominance patterns, *D. glomerata* was sampled in TMF, *B. erectus* in TU, *F. paniculata* in UM, and all three species were sampled in UU where they coexist, although *F. paniculata* was dominant (Table 1).

To assess  $\text{NH}_4^+$  and  $\text{NO}_3^-$  uptake patterns over the growing season, the same sampling design was repeated twice during 2010. At each date for each species and grassland, we sampled the roots and soil (approximately: 25x25x25 cm) of five individuals (genetically distinct individuals at least 2m apart). The first sampling corresponded to the peak biomass and targeted flowering onset (just before anthesis), and the second sampling corresponded to autumn after last management activities occurred. For *D. glomerata* in TMF and *B. erectus* in TU, the two sampling dates were mid-June and mid-September. For *F. paniculata* in UM and the three species in UU, the sampling dates were: early July and early September. These two dates are called "Summer" and "Autumn" hereafter. As much as possible, species were sampled at the same time during the day to avoid any diurnal variation in N uptake (Gessler et al. 1998). In total, we have sampled 12 points (3 species\*2 seasons\*2 habitats per species).

### Soil nitrogen pools

At each date and for each grassland, soil nitrogen concentrations were measured from six soil cores (dimensions 4.5 cm Ø, 10 cm deep) kept on ice in the field and maintained at 4°C upon return to the laboratory (within 2h). Soils were sieved through a 5.6 mm mesh to remove roots

and stones. A subsample of 10g fresh sieved soil was prepared for extraction of inorganic N in 0.5M K<sub>2</sub>SO<sub>4</sub>, and analysed using a colorimetric analyser (FS-IV autoanalyser (OI-Analytical, College Station, TX, USA) (following Bowman *et al.* 2003) to measure soil concentrations of ammonium (NH<sub>4</sub><sup>+</sup>), nitrate (NO<sub>3</sub><sup>-</sup>) and Total Dissolved Nitrogen (TDN). Soil aliquots were used to determine soil water (7 days at 70°C) and soil organic matter contents (550°C during 4 hours). Finally, soil subsamples were air-dried to measure soil pH, or ground to a fine powder for measurements of total carbon (C) and N contents using an elemental analyser (FlashEA 1112, Thermo Fisher Scientific Inc., Waltham, MA, USA).

At each date, five individuals of each species, with roots and soil, were excavated from each field, transferred within half an hour to the laboratory located at the Lautaret Pass (Station Alpine Joseph Fourier) and kept at 4°C until the NO<sub>3</sub><sup>-</sup> and NH<sub>4</sub><sup>+</sup> uptake rate measurements to maintain the functional integrity of the roots. Living young fine roots were washed with deionised water, cut to 2-cm length and then, rinsed in 1mM CaSO<sub>4</sub> at 4°C for 3 min. The NO<sub>3</sub><sup>-</sup> and NH<sub>4</sub><sup>+</sup> uptake rates were measured during the first hour following plant harvest as described by Louahlia *et al.* (2000). The optimal conditions for uptake measurements by excised root determined by Lainé *et al.* (1993) were used in the present study.

### Functional traits

Functional traits were measured for roots and leaves using standardised protocols (Perez-Harguindeguy *et al.* 2013). Two of the individual root sub-samples were used to estimate root dry matter content (RDMC), specific root length (SRL, Winrhizo® software, fresh length per unit of dry mass), and were further analysed to obtain root <sup>15</sup>N natural abundance and root nitrogen concentration (RNC, N mass per unit of dry mass). Specific leaf area (SLA, fresh area per unit of dry mass), leaf and root dry matter contents (LDMC and RDMC, dry mass per unit of fresh mass), leaf nitrogen concentration (LNC, N mass per unit of dry mass) were also measured.



## Nitrogen uptake estimation: the “excised” roots method

Although measuring only a net N uptake, which is the result of influx and efflux, the direct measurement of N uptake using excised roots allows characterising the plant uptake kinetics for  $\text{NO}_3^-$  and  $\text{NH}_4^+$  while controlling for the environmental variations. This makes it possible to compare different species at the cost of losing relevant ecological information (Lucash *et al.* 2007). This method was thus applied to plants collected in the field. Root N uptake kinetics started within 60 min after excision, thereby avoiding the potential decline in N uptake ability reported to start after 3h (Louahlia *et al.* 2000). Nitrate and ammonium uptake by plants involved mainly the transport system called HATS (High Affinity Transport System). It contributes to N uptake at low to moderate concentrations of external N (<1mM) and saturates at 0.2-0.5 mM (Kronzucker *et al.* 1999, Min *et al.* 2000), which makes it the more likely system used by plants growing in natural and semi-natural ecosystems limited by N (Bassirirad 2000, Maire *et al.* 2009). The estimation of the maximum  $\text{NH}_4^+$  and  $\text{NO}_3^-$  uptake rates by HATS requires a range of N concentrations below 1mM at which the  $V_{\text{max}}$  can be reached depending on species (Grassein *et al.* 2015). Consequently, uptake was estimated from the accumulation of  $^{15}\text{N}$  in root sub-samples incubated for one hour in a buffer solution (pH = 5.5- following Leon *et al.* (1995)), containing a range of N concentrations (20, 50, 100, 250, 500 and 1000  $\mu\text{M}$ ). Six sub-samples were incubated in  $\text{K}^{15}\text{NO}_3$  and the other six in  $(^{15}\text{NH}_4)_2\text{SO}_4$  with a  $^{15}\text{N}$  excess of 99% atom. The two N forms were tested individually in order to avoid possible interactions (Kronzucker *et al.* 1999). Solution volumes and fresh weights were selected to avoid N depletion during the experiment. After 1h incubation, roots were washed twice for one minute with a 1mM  $\text{CaSO}_4$  at 4°C to stop any metabolic processes. Roots were then dried at 60°C for 72h, ground to a fine powder and analysed by IRMS at the University of Caen (Isoprime GV instruments, Stockport, UK) to obtain  $^{15}\text{N}$  Atom% and N concentrations.

## Data analysis

Nitrogen Uptake Rate (NUR) was calculated for each concentration and each inorganic N form ( $\text{NH}_4^+$  and  $\text{NO}_3^-$ ) using the  $^{15}\text{N}$  increase in the root incubated compared to the non-incubated control, and expressed by unit of time and dry mass ( $\text{nmolN}\cdot\text{h}^{-1}\cdot\text{g}^{-1}$  of dry roots, see Leon *et al.* 1995). The dependence of NUR on substrate concentration was fitted for each individual and Hanes's relation (Michaelis transformation) was used to estimate the maximum uptake rate ( $V_{\text{max}}$ ) defined as the maximum NUR for  $\text{NH}_4^+$  and  $\text{NO}_3^-$  (Leon *et al.* 1995). Finally, the  $\text{NH}_4^+:\text{NO}_3^-$  uptake ratio was calculated as the ratio between  $\text{NH}_4^+ V_{\text{max}}$  and  $\text{NO}_3^- V_{\text{max}}$ .

A principal component analysis (PCA) was performed using all plant functional traits at the individual level to describe their functional strategy based on leaf and root traits. To investigate the relationships between functional traits of leaves and roots, and  $\text{NH}_4^+$  and  $\text{NO}_3^-$  uptake ability (hypothesis 1), we used Pearson correlation coefficients. Relationships between the functional strategy and uptake of  $\text{NH}_4^+$  and  $\text{NO}_3^-$  at the root level were tested using regression analyses between the N uptake rates ( $V_{\text{max}}$ ) and the first PCA.

Comparisons of  $\text{NH}_4^+$  and  $\text{NO}_3^-$  uptake rates for species (hypothesis 2), fields and date (hypothesis 3) were conducted with ANOVA followed by Tukey tests to compare species and grasslands. In details, the effects of sampling time and fields on plant traits within each species were tested using two-ways ANOVA. Similarly, the effects of sampling time and fields on maximal  $\text{NH}_4^+$  and  $\text{NO}_3^-$  uptake rates within each species were tested using two-ways ANOVA. The effects of fields and sampling time on  $\text{NH}_4^+:\text{NO}_3^-$  ratio within each species were tested using two-ways ANOVA. Then, we tested only in UU grasslands, the species effect using one-way ANOVA. Finally, we used a two-ways ANOVA and Tukey post hoc test to test soil parameters differences between fields and dates. Data were log-transformed when necessary to achieve normality and heteroscedasticity. All statistical

analyses were performed using the software R 3.4.4, with multivariate analyses (PCA) being performed using the package Ade4 (Dray & Dufour 2007).

## Results

We observed large variations for leaf and root functional traits in spite of a restricted number of species in our study (Table 2). The range of variation was similar to, and sometimes even higher than the variability reported in Fort *et al.* (2013) for a larger set of species occurring in a similar ecosystem, including *D. glomerata* and *B. erectus*. The PCA of functional traits highlighted a first axis explaining 62.1% of the total variance (Fig. 1). The three species differed significantly for their mean position along this axis ( $p=0.012$ ), with positive values for *D. glomerata* and negative values for *F. paniculata*. Positive values along this axis were characterised by high SLA, LNC and SRL, and low LDMC. Among these, SLA and LNC have been reported as major contributors to a resource economic spectrum establishing the existence of a fundamental trade-off between plant features allowing resource capture and those allowing resource conservation.

This functional axis was positively correlated to  $\text{NH}_4^+$  and  $\text{NO}_3^- \text{ Vmax}$  (Fig 2a and 2b) and negatively to  $\text{NH}_4^+:\text{NO}_3^-$  uptake ratio (Fig 2c) indicating a more pronounced preference for  $\text{NH}_4^+$  at lower values of axis 1. Except RDMC, all traits taken separately were poorer predictors of the  $\text{NO}_3^-$  and  $\text{NH}_4^+$  maximum uptake rates than this functional axis, although the first PCA axis was significantly correlated with all functional traits (Table 3).

In UU grassland,  $\text{NH}_4^+ \text{ Vmax}$  in summer was similar for the three species (Fig. 3a) but greater for *D. glomerata* for  $\text{NO}_3^- \text{ Vmax}$  ( $p < 0.001$ , Fig. 3b).  $\text{Vmax}$  in autumn for both N forms was lower for *F. paniculata* compared to the two other species ( $\text{NH}_4^+ p < 0.05$ ,  $\text{NO}_3^- p < 0.001$ ). Comparing the different grasslands within species, we observed reduced  $\text{NO}_3^-$  and  $\text{NH}_4^+ \text{ Vmax}$  values in the UU grassland for *D. glomerata* (in summer and in autumn) and *B. erectus* (summer) compared to the other grasslands. On the other hand, highest  $\text{NH}_4^+ \text{ Vmax}$  for *B.*

*erectus* and *F. paniculata* were found in UU during the autumn. Illustrating the seasonal variability, all species in the UU grassland had higher  $\text{NH}_4^+$  maximum uptake rates in the autumn than in the summer, as well as higher  $\text{NO}_3^-$  uptake for *B. erectus*.  $\text{NH}_4^+:\text{NO}_3^-$  uptake ratio did not vary in time, but always showed higher values in the UU for the three species compared to the other grasslands, and overall greater values for *F. paniculata* (Fig. 4).

Within species, a limited number of traits were significantly different between grasslands (Table 2). We only observed significant differences in autumn, with highest LDMC in TU for *B. erectus*, highest LDMC and RDMC in UU for *D. glomerata*, and highest LDMC but lowest SRL for *F. paniculata* in UM. However, changes in response to the season were more consistent among species and grasslands, with an increase of LDMC and a decrease of SLA in autumn compared to the summer. We also observed higher LNC for *D. glomerata* and *F. paniculata* during the summer than during the autumn in TMF and UM respectively, and higher RDMC during the autumn for *D. glomerata* in UU.

Since all species occurred in the UU grasslands, we choose to focus on soil parameters from these grasslands. UU and UM only differ for SWC in autumn (Table 4), all other soil variables were similar between these two grasslands, which had similar past land-use history (Table1). UU had consistently higher SWC and SOM, and lower soil pH and CN ratio than TMF and TU. All grasslands had similar soil  $\text{NH}_4^+$  concentrations. During the summer, we observed higher TDN and  $\text{NH}_4^+:\text{NO}_3^-$  soil ratio, and lower soil  $\text{NO}_3^-$  concentration in UU compared to TMF and TU, but we did not find these differences in autumn.

## Discussion:

### Relationships between leaf and root traits

In the aim to find parallels between above and below-ground organs (e.g. Roumet et al. 2006), several studies have investigated the relationships between analogous traits measured for leaves and roots. While positive relationships have been reported for SLA vs SRL (Craine &

Lee 2003, Craine et al. 2005, Freschet et al. 2010), other studies have reported a lack of relationships between SLA vs SRL (Craine et al. 2001, Tjoelker et al. 2005). In our study, we did not find any relationships between SRL/SLA, LDMC/RDMC and LNC/RNC, and this could be related to our limited number of species/replicates. Nevertheless, we observed trade-offs at the leaf and root levels between traits, namely N concentration and dry matter content. Such traits correlations between the leaf and root levels have already been reported (Freschet et al. 2010), though relatively weak relationships were found here between analogous traits belowground and aboveground. Different selective pressures for leaf and root traits as well as specialisations for the acquisition of different resources (e.g. light vs nutrient) could explain this absence of association between belowground and aboveground traits (Craine et al. 2005, Liu et al. 2010), while the global strategy at the plant level could remain the same since high efficiency for light or for nutrients could be related to the same physiological adaptation, as pointed out previously for stress tolerance (Chapin 1980). Although we found that leaf functional traits (LNC) can be correlated with root  $\text{NH}_4^+$  and  $\text{NO}_3^-$  maximal uptake rate as previously shown (Osone et al. 2008; Maire et al. 2009), here root traits (RDMC, SRL) appeared to be more related to  $\text{NH}_4^+$  and  $\text{NO}_3^-$  uptake rates (Rewald et al. 2014), even if deeper understanding of the relationship between root traits and nutrient acquisition remains needed (Roumet et al. 2016). The interpretation is however limited here by the fact that only three subalpine herbaceous species were studied.

#### Relationship between N maximum uptake rate ( $V_{\text{max}}$ ) and plant strategy

Our results showed that a stronger exploitative syndrome (higher SRL, SLA, LNC and lower RDMC) was associated with higher  $V_{\text{max}}$  for both inorganic N forms, rejecting the hypothesis of a trade-off between maximum uptake rate of each N forms. Ammonium toxicity has been reported for some plant species (review in Britto & Kronzucker 2002), as well as negative interactions between the uptake of  $\text{NH}_4^+$  and  $\text{NO}_3^-$  (Kronzucker et al. 1999), and this

could promote a trade-off in the acquisition of  $\text{NH}_4^+$  and  $\text{NO}_3^-$  between species (Maire et al. 2009). Here, we estimated  $\text{NH}_4^+$  and  $\text{NO}_3^-$  uptake independently to avoid such interactions during measurements, and our results did not support a trade-off but rather suggest a synergistic uptake of both N forms. Provision of  $\text{NO}_3^-$  has been demonstrated to alleviate the  $\text{NH}_4^+$  toxicity (Britto & Kronzucker 2002), and even to favour  $\text{NH}_4^+$  uptake. We indeed observed higher uptakes for  $\text{NH}_4^+$  than for  $\text{NO}_3^-$ , indicating a preference of all species for  $\text{NH}_4^+$ , especially for individuals with a more conservative syndrome of traits. This is likely to be related to the lower energetic cost for plant species to uptake and assimilate  $\text{NH}_4^+$  compared to  $\text{NO}_3^-$  (Salsac et al. 1987). Besides, more exploitative plants have a lower preference for  $\text{NH}_4^+$  compared to more conservative individuals, but expressed higher maximal uptake rates than more conservative individuals for both N forms. At the grassland plant community scale, this  $\text{NH}_4^+$  vs.  $\text{NO}_3^-$  preference is likely to have consequences on ecosystem functioning and N balance ; for instance because  $\text{NO}_3^-$  is more prone to leaching whereas  $\text{NH}_4^+$  is better retained in soil (Boudsocq et al. 2012). Overall, our results suggest that changes in functional leaf traits related to a higher potential photosynthesis efficiency and light capture appeared to be associated at the root level with higher maximal uptake rates for both N forms.

#### Nitrogen uptake variations in response to management and sampling dates

Nitrogen uptake rate is usually considered as a property of plant species, but little is known about variation in within-species N uptake rates in grasslands with different land-use history and at different times during the growing season. In our study, we observed that nitrogen uptake rates could differ strongly for the same species in different grasslands (e.g. *B. erectus* and *D. glomerata* in the UU grassland). On the other hand, the time of the year also influenced the N uptake rates of all species, with for example a higher  $\text{NH}_4^+$  uptake in the autumn than in summer in UU grasslands, whereas no difference was detected in UU grasslands for *B. erectus*. Overall, grasslands were weakly discriminated by functional traits,

suggesting that other factors such as soil parameters may explain the within species N uptake differences between grasslands.

Nitrogen uptake can vary depending on the amount of N available in the soil (Gavito et al. 2001). Soil  $\text{NH}_4^+$  concentration, the main N source taken up by plants in our study, was similar in the four investigated grasslands, whereas a higher soil total dissolved N (TDN) was measured in the UU grassland. Consequently, the lower N uptake rates observed in this UU grassland cannot be explained by a lower N availability. As reported by previous studies, subalpine grasslands can show the legacy effects of former management activities, leading to slower N cycling (Zeller et al. 2000, Robson et al. 2007). Indeed, we observed lower pH and higher soil water and organic matter contents in the UU grassland suggesting variations in N cycling and in the quality of the available N, not only in its quantity (Garnett & Smethurst 1999, Robson et al. 2010). Supporting this hypothesis, we observed variations in soil  $\text{NO}_3^-$  concentrations, and consequently soil  $\text{NH}_4^+:\text{NO}_3^-$  ratio, between the studied grasslands. Although we could not directly relate *in situ* soil parameters to N plant uptake estimated under “controlled” conditions, we interestingly observed parallel changes for  $\text{NH}_4^+$  uptake rates and soil  $\text{NH}_4^+:\text{NO}_3^-$  ratio in grasslands where individuals have been sampled. For example, both *B. erectus*  $\text{NH}_4^+$  uptake and soil  $\text{NO}_3^-$  concentration were lower during the summer and higher during the autumn in TU than in UU.

Rarely investigated in natural ecosystems, experimental evidences on cultivated plants have demonstrated the effects of soil  $\text{NH}_4^+:\text{NO}_3^-$  concentration ratio on plant N uptake (Errebhi & Wilcox 1990, Bar-Tal et al. 2001). Yet, the effects were largely species-dependent and trade off were sometime reported between  $\text{NH}_4^+$  and  $\text{NO}_3^-$  uptakes (Warncke & Barber 1973, Kronzucker et al. 1999, Maire et al. 2009). The preferential uptake for an inorganic N form could also be influenced by environmental and physiological factors (Britto & Kronzucker 2013). Our results did not support any trade-off in the intrinsic ability of plant species to take up both N forms, even after removing possible environmental conditions or

interactions between inorganic N forms. Although we could not directly test for the relationship between soil parameters and plant N uptake rates, differences between grasslands in the N uptake within species highlight that management practices may have important effects on plant N uptake, likely through N cycling changes and the quality of the N pool available as already pointed out by previous studies (Zeller et al. 2000, Robson et al. 2007). Other studies have suggested that N preference could be dependent on the soil availability of the different N forms (Näsholm et al. 2009, Stoelken et al. 2010). While our results partially supported this hypothesis, with variation within species between different grassland, the different species sampled in the same grassland showed differences in their  $\text{NH}_4^+:\text{NO}_3^-$  uptake ratio, supporting the hypothesis that this “preference” is partially related to the strategy of species, or at least to species identity. But overall, more exploitative species with higher maximum uptake rates for one inorganic N form are also likely to have high uptake rates for other N forms as previously found (Kastovska & Santruckova 2011).

Nevertheless, the plant preference for N forms is a complex topic (Britto & Kronzucker 2013), and careful considerations should be given to the environmental conditions where the species occur. Since N cycling is controlled by a large set of parameters including pH, soil moisture, land-use, short and long-term variations in the predominant N forms available for plants are to be expected. Under harsh conditions, plants can also take up organic N (amino acids) directly and/or through fungi (Näsholm et al. 2000). While we assumed that this source of N is of limited importance for our species in our relatively fertile grasslands (Kahmen et al. 2009), a full understanding of the N preference, and discussion about species coexistence through N forms sharing, would require careful investigations, beyond the possibility in our study. Nonetheless, the variability we observed in the ratio of uptake between the inorganic N forms suggested that, to some extent, plant physiology was adjusted to match the soil conditions where species occurred. Yet, differences between species with different strategies remain, with higher uptake rate for both N forms associated



with a more exploitative strategy, and we hypothesised that this should be also the case for organic N sources (Kastovska and Santruckova 2011). Nevertheless, we acknowledge that this question could be more important in harsh environments where soil organic N is relatively more abundant as a N source for plants (Mozdzer et al 2014). Further investigations remain needed on the variations of plant N uptake under field conditions, in link with potential variations in N cycling in response to land-use or during the season (Robson et al. 2010, Legay et al. 2013).

#### Variations of N uptake ability during the growing season

Plant N uptake ability also varies during the growing season, with N uptake increasing (Stahl et al. 2011) or decreasing (Jaeger et al. 1999) depending on the ecosystems investigated. In the UU grassland,  $\text{NH}_4^+$  uptake was higher for all species during the autumn than during the summer, and the same was found for  $\text{NO}_3^-$  uptake by *B. erectus*. Plant activity is usually considered to slow down during the autumn compared to the peak biomass in summer, an assumption supported by higher LDMC and lower SLA for all species related to the senescence of leaves. However, we did not observe any changes for root traits, suggesting that roots could remain active during this time of the growing season, especially in the process of resource storage, an important feature for subalpine/alpine plants (Kleijn et al. 2005). Additionally, studies have reported an increase of grassland N cycling rate in the autumn that could be explained by more favourable soil conditions (first rains and mild temperature), and associated with still active N uptake by plants as observed in our study (Miller et al. 2009, Larsen et al. 2012). This could also be related to the better retention of  $\text{NH}_4^+$  vs.  $\text{NO}_3^-$  in wet soils during autumn, making  $\text{NH}_4^+$  more available for plant uptake (Brady and Weil 2001). Despite the fact that only few soil parameters differed between the two investigated seasons in the UU grassland, the N uptake increase in autumn was more likely a site-dependent effect related to soil conditions (Miller et al. 2009, Stahl et al. 2011, Legay et al. 2013), rather than a

species response since all species did show the same pattern in the other grasslands. Yet, a multiple-year study remains necessary to better conclude on these seasonal patterns.

## Conclusions

By estimating inorganic root N uptake under controlled conditions from plants grown up under field conditions, our results support the assumption that root and leaf functional traits are associated with the ability of plants to acquire soil inorganic N. In particular, the observed pattern for roots characteristics appeared similar to the one observed in the leaf economic spectrum, with higher inorganic N uptake rates associated with more exploitative syndrome of traits. However, a weak relationship between leaf and root traits suggests that leaf traits alone were insufficient to predict inorganic N uptake. Additionally, inorganic N uptake varied within species during the growing season and in response to local conditions, making root traits and soil parameters important features of the relationships between plant functioning and grasslands N cycling. Nevertheless, these results based on excised root study need to be confirmed at the whole plant level using, for instance,  $^{15}\text{N}$  labelling.

#### Data accessibility

Data are available online: <http://doi.org/10.5281/zenodo.3598570>

#### Conflict of interest disclosure

The authors of this preprint declare that they have no financial conflict of interest with the content of this article. François Massol and Bertrand Schatz are one of the PCI Ecology recommenders.

#### Acknowledgements:

We wish to thank Marie-Paule Bataille for IRMS analyses. The authors thank the “Conseil Régional de Basse-Normandie” for the funding of a postdoctoral position to FG. This study was conducted as part of ERA-Net BiodivERsA project VITAL, ANR-08-BDVA-008. We also thank the editor and the referees for their constructive comments which substantially improved the manuscript. Version 4 of this preprint has been peer-reviewed and recommended by Peer Community in Ecology (<https://doi.org/10.24072/pci.ecology.100038>).

1 References

- 2 Bardgett R.D., Bowman W.D., Kaufmann R., Schmidt S.K. (2005) A temporal approach to  
3 linking aboveground and belowground ecology. *Trends in Ecology & Evolution*  
4 **20**:634–641.
- 5 Bar-Tal A., Aloni B., Karni L., Rosenberg R. (2001) Nitrogen Nutrition of Greenhouse  
6 Pepper. II. Effects of Nitrogen Concentration and NO<sub>3</sub>: NH<sub>4</sub> Ratio on Growth,  
7 Transpiration, and Nutrient Uptake. *HortScience* **36**:1252–1259.
- 8 Bassirirad H. (2000) Kinetics of nutrient uptake by roots: responses to global change. *New*  
9 *Phytologist* **147**:155–169.
- 10 Boudsocq S., Niboyet A., Lata J. C., Raynaud X., Loeuille N., Mathieu J., Blouin M.,  
11 Abbadie L., Barot S. 2012. Plant preference for ammonium versus nitrate: a neglected  
12 determinant of ecosystem functioning? *The American Naturalist*. 180 (1): 60-69
- 13 Bowman W.D., Bahnj L., Damm M. (2003). Alpine landscape variation in foliar nitrogen and  
14 phosphorus concentrations and the relation to soil nitrogen and phosphorus  
15 availability. *Arctic, Antarctic, and Alpine Research* **35**: 144–149.  
16 <https://doi.org/10.1657/1523-0430>
- 17 Brady N. C., Weil R. C. 2001. *The nature and properties of soils*. 13th ed. Prentice-Hall,  
18 Upper Saddle River, NJ.
- 19 Britto D.T., Kronzucker H.J. (2002) NH<sub>4</sub><sup>+</sup> toxicity in higher plants: a critical review. *Journal*  
20 *of Plant Physiology* **159**:567–584.
- 21 Britto D.T., Kronzucker H.J. (2013) Ecological significance and complexity of N-source  
22 preference in plants. *Annals of Botany* **112**:957–963.
- 23 Chapin F.S. (1980) The Mineral Nutrition of Wild Plants. *Annual Review of Ecology and*  
24 *Systematics* **11**:233–260.
- 25 Cornwell W.K., Cornelissen J.H.C., Amatangelo K., Dorrepaal E., Eviner V.T., Godoy O.,  
26 Hobbie S.E., Hoorens B., Kurokawa H., Pérez-Harguindeguy N., Queded H.M.,  
27 Santiago L.S., Wardle D.A., Wright I.J., Aerts R., Allison S.D., Van Bodegom P.,  
28 Brovkin V., Chatain A., Callaghan T.V., Díaz S., Garnier E., Gurvich D.E., Kazakou  
29 E., Klein J.A., Read J., Reich P.B., Soudzilovskaia N.A., Vaieretti M.V., Westoby M.  
30 (2008) Plant species traits are the predominant control on litter decomposition rates  
31 within biomes worldwide. *Ecology Letters* **11**:1065–1071.
- 32 Craine J.M., Froehle J., Tilman D.G., Wedin D.A., Chapin I.I.I. (2001) The relationships  
33 among root and leaf traits of 76 grassland species and relative abundance along  
34 fertility and disturbance gradients. *Oikos* **93**:274–285.
- 35 Craine J.M., Lee W.G. (2003) Covariation in leaf and root traits for native and non-native  
36 grasses along an altitudinal gradient in New Zealand. *Oecologia* **134**:471–478.
- 37 Craine J.M., Lee W.G., Bond W.J., Williams R.J., Johnson L.C. (2005) Environmental  
38 constraints on a global relationship among leaf and root traits of grasses. *Ecology*  
39 **86**:12–19.
- 40 de Vries F.T., Manning P., Tallwin J.R.B., Mortimer S.R., Pilgrim E.S., Harrison K.A.,  
41 Hobbs P.J., Quirk H., Shipley B., Cornelissen J.H.C., Kattge J., Bardgett R.D. (2012)  
42 Abiotic drivers and plant traits explain landscape-scale patterns in soil microbial  
43 communities. *Ecology Letters* **15**:1230–1239.
- 44 Dray S., Dufour A.-B. (2007) The ade4 Package: Implementing the Duality Diagram for  
45 Ecologists. *Journal of Statistical Software* **22** [online] URL:  
46 <http://ideas.repec.org/a/jss/jstsof/22i04.html>.
- 47 Errebhi M., Wilcox G.E. (1990) Tomato growth and nutrient uptake pattern as influenced by  
48 nitrogen form ratio. *Journal of Plant Nutrition* **13**:1031–1043.
- 49 Fort F., Jouany C., Cruz P. (2013) Root and leaf functional trait relations in Poaceae species:  
50 implications of differing resource-acquisition strategies. *Journal of Plant Ecology*

51           6:211–219.

52 Freschet G.T., Cornelissen J.H.C., Van Logtestijn R.S.P., Aerts R. (2010) Evidence of the  
53 “plant economics spectrum” in a subarctic flora. *Journal of Ecology* **98**:362–373.

54 Garnett T.P., Smethurst P.J. (1999) Ammonium and nitrate uptake by *Eucalyptus nitens*:  
55 effects of pH and temperature. *Plant and Soil* **214**:133–140.

56 Gavito M.E., Curtis P.S., Mikkelsen T.N., Jakobsen I. (2001) Interactive effects of soil  
57 temperature, atmospheric carbon dioxide and soil N on root development, biomass and  
58 nutrient uptake of winter wheat during vegetative growth. *Journal of Experimental*  
59 *Botany* **52**:1913–1923.

60 Gessler A., Schneider S., Von Sengbusch D., Weber P., Hanemann U., Huber C., Rothe A.,  
61 Kreutzer K., Rennenberg H. (1998) Field and laboratory experiments on net uptake of  
62 nitrate and ammonium by the roots of spruce (*Picea abies*) and beech (*Fagus sylvatica*)  
63 trees. *New Phytologist* **138**: 275–285. [https://doi.org/10.1046/j.1469-](https://doi.org/10.1046/j.1469-8137.1998.00107.x)  
64 [8137.1998.00107.x](https://doi.org/10.1046/j.1469-8137.1998.00107.x)

65 Grassein F., Lemauviel-Lavenant S., Lavorel S., Bahn M., Bardgett R.D., Desclos-Theveniau  
66 M., Laine P. (2015) Relationship between functional traits and inorganic nitrogen  
67 acquisition among eight contrasting European grass species. *Annals of Botany* **115**:  
68 **107-115**.

69 Grigulis K., Lavorel S., Krainer U., Legay N., Baxendale C., Dumont M., Kastl E., Arnoldi  
70 C., Bardgett R.D., Poly F., Pommier T., Schloter M., Tappeiner U., Bahn M., Clément  
71 J.-C. (2013) Relative contributions of plant traits and soil microbial properties to  
72 mountain grassland ecosystem services. *Journal of Ecology* **101**:47–57.

73 Hodge A. (2004) The plastic plant: root responses to heterogeneous supplies of nutrients. *New*  
74 *Phytologist* **162**: 9–24. <https://doi.org/10.1111/j.1469-8137.2004.01015.x>

75 Jaeger C.H., Monson R.K., Fisk M.C., Schmidt S.K. (1999) Seasonal partitioning of nitrogen  
76 by plants and soil microorganisms in an alpine ecosystem. *Ecology* **80**:1883–1891.

77 James J.J., Mangold J.M., Sheley R.L., Svejcar T. (2009) Root plasticity of native and  
78 invasive Great Basin species in response to soil nitrogen heterogeneity. *Plant Ecology*  
79 **202**: 211–220. <https://doi.org/10.1007/s11258-008-9457-3>

80 Kahmen A., Livesley S.J., Arndt S.K. (2009) High potential, but low actual, glycine uptake of  
81 dominant plant species in three Australian land-use types with intermediate N  
82 availability. *Plant and Soil* **325**:109–121.

83 Kastovska E., Santruckova H. (2011) Comparison of uptake of different N forms by soil  
84 microorganisms and two wet-grassland plants: A pot study. *Soil Biology Biochemistry*  
85 **43**: 1285–1291. <https://doi.org/10.1016/j.soilbio.2011.02.021>

86 Kleijn D., Treier U.A., Muller-Scharer H. (2005) The importance of nitrogen and  
87 carbohydrate storage for plant growth of the alpine herb *Veratrum album*. *New*  
88 *Phytologist* **166**: 565–575. <https://doi.org/10.1111/j.1469-8137.2005.01321.x>

89 Kronzucker H.J., Siddiqi M.Y., Glass A.D.M., Kirk G.J.D. (1999) Nitrate-Ammonium  
90 Synergism in Rice. A Subcellular Flux Analysis. *Plant Physiology* **119**:1041–1046.

91 Laine P., Ourry A., Macduff J., Boucaud J., Salette J. (1993) Kinetic parameters of nitrate  
92 uptake by different catch crop species: effects of low temperatures or previous nitrate  
93 starvation. *Physiologia Plantarum* **88**:85–92.

94 Larsen K.S., Michelsen A., Jonasson S., Beier C., Grogan P. (2012) Nitrogen Uptake During  
95 Fall, Winter and Spring Differs Among Plant Functional Groups in a Subarctic Heath  
96 Ecosystem. *Ecosystems* **15**: 927–939. <https://doi.org/10.1007/s10021-012-9555-x>

97 Legay N., Grassein F., Robson T.M., Personeni E., Bataillé M.-P., Lavorel S., Clément J.-C.  
98 (2013) Comparison of inorganic nitrogen uptake dynamics following snowmelt and at  
99 peak biomass in subalpine grasslands. *Biogeosciences* **10**:7631-7645.

100 Léon M., Laine P., Ourry A., Boucaud J. (1995) Increased uptake of native soil nitrogen by  
101 roots of *Lolium multiflorum* Lam. after nitrogen fertilization is explained by a

stimulation of the uptake process itself. *Plant and Soil* **173**:197–203.

103 Liu G., Freschet G.T., Pan X., Cornelissen J.H.C., Li Y., Dong M. (2010) Coordinated  
104 variation in leaf and root traits across multiple spatial scales in Chinese semi-arid and  
105 arid ecosystems. *New Phytologist* **188**:543–553.

106 Louahlia S., Lainé P., Thornton B., Ourry A., Boucaud J. (2000) The role of N-remobilisation  
107 and the uptake of NH<sub>4</sub><sup>+</sup> and NO<sub>3</sub><sup>-</sup> by *Lolium perenne* L. in laminae growth following  
108 defoliation under field conditions. *Plant and Soil* **220**:175–187.

109 Lucash M.S., Eissenstat D.M., Joslin J.D., McFarlane K.J., Yanai R.D. (2007) Estimating  
110 nutrient uptake by mature tree roots under field conditions: challenges and  
111 opportunities. *Trees* **21**:593–603.

112 Maire V., Gross N., Da Silveira Pontes L., Picon-Cochard C., Soussana J. (2009) Trade-off  
113 between root nitrogen acquisition and shoot nitrogen utilization across 13 co-occurring  
114 pasture grass species. *Functional Ecology* **23**:668–679.

115 Miller A.E., Schimel J.P., Sickman J.O., Skeen K., Meixner T., Melack J.M. (2009) Seasonal  
116 variation in nitrogen uptake and turnover in two high-elevation soils: mineralization  
117 responses are site-dependent. *Biogeochemistry* **93**:253–270.

118 Min X.J., Siddiqi M.Y., Guy R.D., Glass A.D.M., Kronzucker H.J. (2000) A comparative  
119 kinetic analysis of nitrate and ammonium influx in two early-successional tree species  
120 of temperate and boreal forest ecosystems. *Plant Cell Environment* **23**: 321–328.  
121 <https://doi.org/10.1046/j.1365-3040.2000.00546.x>

122 Mozdzer T.J., McGlathery K.J., Mills A.L., Zieman J.C. (2014) Latitudinal variation in the  
123 availability and use of dissolved organic nitrogen in Atlantic coast salt marshes.  
124 *Ecology* **95**: 3293–3303. <https://doi.org/10.1890/13-1823.1>

125 Nasholm T., Huss-Danell K., Hogberg P. (2000). Uptake of organic nitrogen in the field by  
126 four agriculturally important plant species. *Ecology* **81**: 1155–1161.  
127 <https://doi.org/10.2307/177188>

128 Nasholm T., Kielland K., Ganeteg U. (2009) Uptake of organic nitrogen by plants. *New*  
129 *Phytologist* **182**: 31–48. <https://doi.org/10.1111/j.1469-8137.2008.02751.x>

130 Ordonez J.C., van Bodegom P.M., Witte J.-P.M., Wright I.J., Reich P.B., Aerts R. (2009) A  
131 global study of relationships between leaf traits, climate and soil measures of nutrient  
132 fertility. *Global Ecology and Biogeography* **18**: 137–149.  
133 <https://doi.org/10.1111/j.1466-8238.2008.00441.x>

134 Osone Y., Ishida A., Tateno M. (2008) Correlation between relative growth rate and specific  
135 leaf area requires associations of specific leaf area with nitrogen absorption rate of  
136 roots. *New Phytologist* **179**: 417–427. <https://doi.org/10.1111/j.1469-8137.2008.02476.x>

138 Pérez-Harguindeguy N., Díaz S., Garnier E., Lavorel S., Poorter H., Jaureguiberry P., Bret-  
139 Harte M. S., Cornwell W. K., Craine J. M., Gurvich D. E., Urcelay C., Veneklaas E.  
140 J., Reich P. B., Poorter L., Wright I. J., Ray P., Enrico L., Pausas J. G., de Vos A. C.,  
141 Buchmann N., Funes G., Quétier F., Hodgson J. G., Thompson K., Morgan H. D., ter  
142 Steege H., van der Heijden M. G. A., Sack L., Blonder B., Poschlod P., Vaieretti M.  
143 V., Conti G., Staver A. C., Aquino S., Cornelissen J. H. C. (2013) New handbook for  
144 standardised measurement of plant functional traits worldwide. *Australian Journal of*  
145 *Botany* **61**: 167-234. doi: 10.1071/BT12225

146 Quétier F., Thébault A., Lavorel S. (2007) Plant traits in a state and transition framework as  
147 markers of ecosystem response to land-use change. *Ecological Monographs* **77**:33–52.

148 Reich P.B. (2014) The world-wide “fast–slow” plant economics spectrum: a traits manifesto.  
149 *Journal of Ecology* **102**:275–301.

150 Rewald B., Rechenmacher A., Godbold D.L. (2014) It’s Complicated: Intraroot System  
151 Variability of Respiration and Morphological Traits in Four Deciduous Tree Species.  
152 *Plant Physiology* **166**: 736–745. <https://doi.org/10.1104/pp.114.240267>

153 Robson T.M., Baptist F., Clément J., Lavorel S. (2010) Land use in subalpine grasslands  
154 affects nitrogen cycling via changes in plant community and soil microbial uptake  
155 dynamics. *Journal of Ecology* **98**:62–73.

156 Robson T.M., Lavorel S., Clement J.-C., Roux X.L. (2007) Neglect of mowing and manuring  
157 leads to slower nitrogen cycling in subalpine grasslands. *Soil Biology and*  
158 *Biochemistry* **39**:930–941.

159 Roumet C., Birouste M., Picon-Cochard C., Ghestem M., Osman N., Vrignon-Brenas S., Cao  
160 K., Stokes A. (2016) Root structure-function relationships in 74 species: evidence of a  
161 root economics spectrum related to carbon economy. *New Phytologist* **210**: 815–826.  
162 <https://doi.org/10.1111/nph.13828>

163 Roumet C., Urcelay C., Díaz S. (2006) Suites of root traits differ between annual and  
164 perennial species growing in the field. *New Phytologist* **170**:357–368.

165 Salsac L., Chaillou S., Morot-Gaudry J.-F., Lesaint C., Jolivoie E. 1987. Nitrate and  
166 ammonium nutrition in plants. *Plant Physiology and Biochemistry* **25**:805–812.

167 Stahl V.M., Beyschlag W., Werner C. (2011) Dynamic niche sharing in dry acidic grasslands  
168 -a <sup>15</sup>N-labeling experiment. *Plant and Soil* **344**:389–400.

169 Stoelken G., Simon J., Ehrling B., Rennenberg H. (2010) The presence of amino acids affects  
170 inorganic N uptake in non-mycorrhizal seedlings of European beech (*Fagus sylvatica*).  
171 *Tree Physiology* **30**: 1118–1128. <https://doi.org/10.1093/treephys/tpq050>

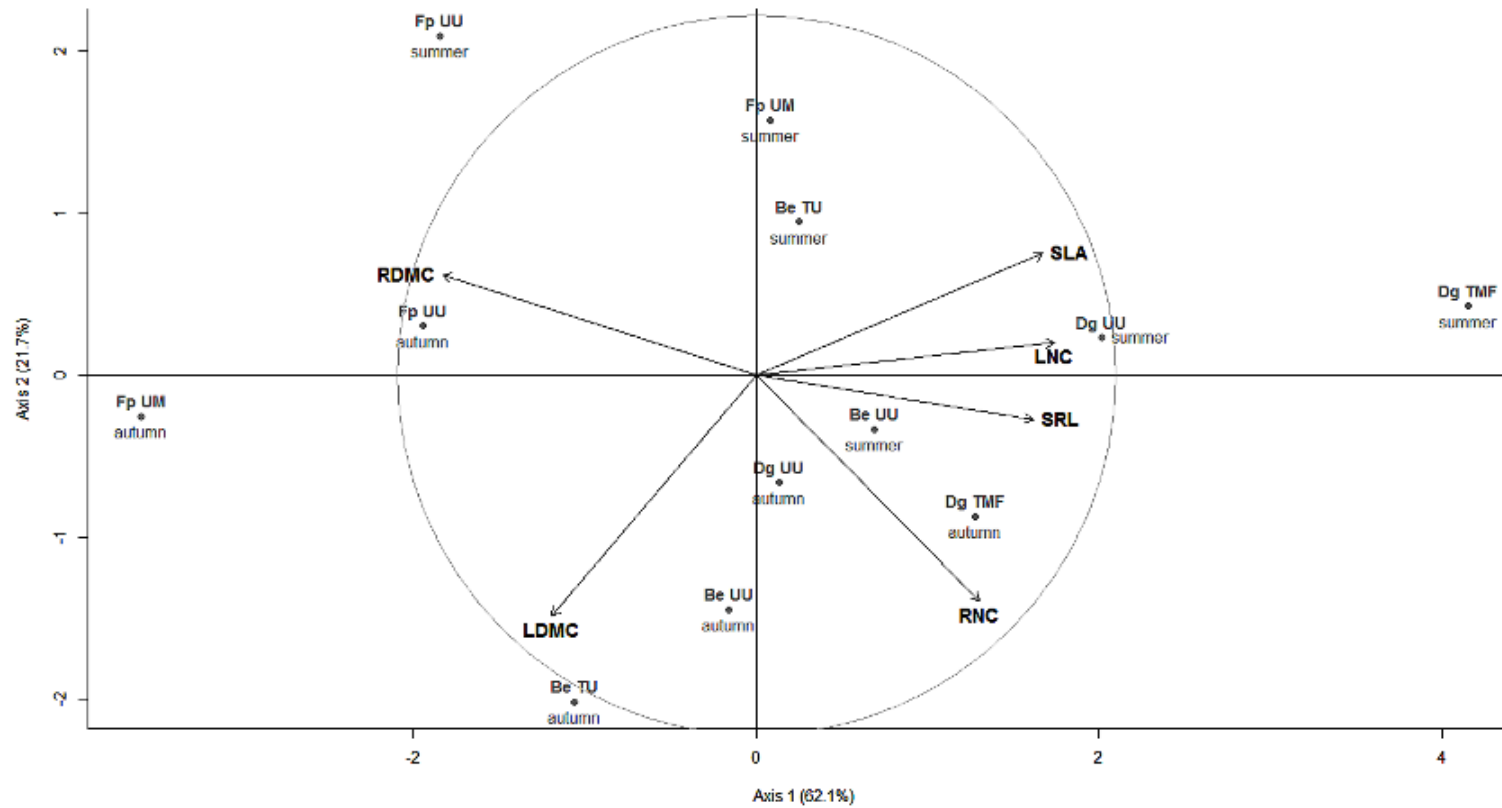
172 Tjoelker M.G., Craine J.M., Wedin D., Reich P.B., Tilman D. (2005) Linking leaf and root  
173 trait syndromes among 39 grassland and savannah species. *New Phytologist* **167**:493–  
174 508.

175 Warncke D.D., Barber S.A. (1973) Ammonium and Nitrate Uptake by Corn (*Zea mays* L.)  
176 as Influenced by Nitrogen Concentration and NH<sub>4</sub><sup>+</sup> /NO<sub>3</sub><sup>-</sup> Ratio. *Agronomy Journal*  
177 **65**:950.

178 Wright I.J., Reich P.B., Westoby M., Ackerly D.D., Baruch Z., Bongers F., Cavender-Bares  
179 J., Chapin T., Cornelissen J.H.C., Diemer M., Flexas J., Garnier E., Groom P.K.,  
180 Gulias J., Hikosaka K., Lamont B.B., Lee T., Lee W., Lusk C., Midgley J.J., Navas  
181 M.-L., Niinemets U., Oleksyn J., Osada N., Poorter H., Poot P., Prior L., Pyankov  
182 V.I., Roumet C., Thomas S.C., Tjoelker M.G., Veneklaas E.J., Villar R. (2004) The  
183 worldwide leaf economics spectrum. *Nature* **428**:821–827.

184 Zeller V., Bahn M., Aichner M., Tappeiner U. (2000) Impact of land-use change on nitrogen  
185 mineralization in subalpine grasslands in the Southern Alps. *Biology and Fertility of*  
186 *Soils* **31**:441–448.

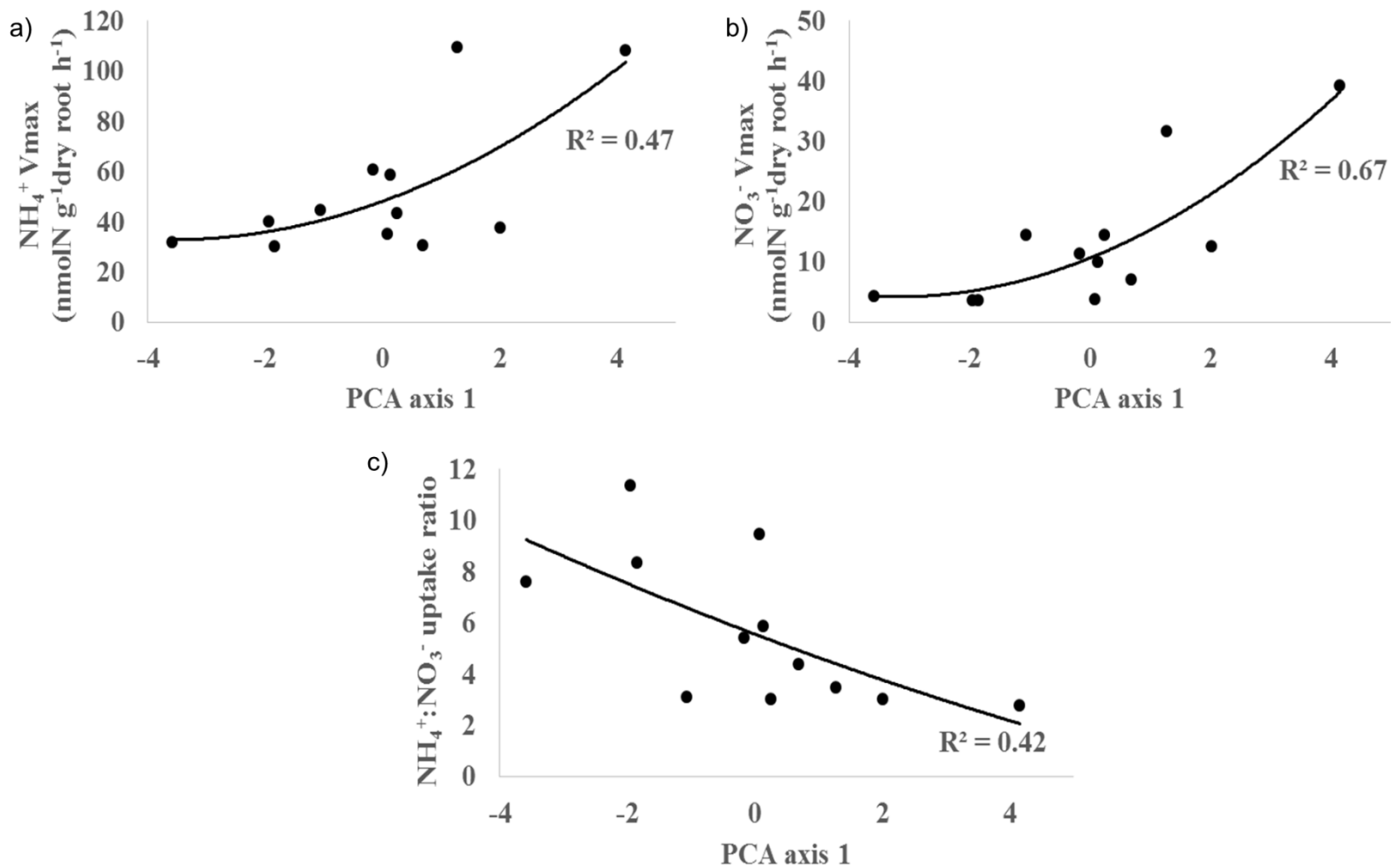
187 Figure 1. Principal components analysis (PCA) of functional traits measured for the leaves and roots of three grass species (Be: *Bromus erectus*,  
 188 Dg: *Dactylis glomerata* and Fp: *Festuca paniculata*), in each grassland with different management (UU: unterraced unmown, UM: unterraced  
 189 mown, TMF: terraced mown and fertilized, TU: terraced unmown). SLA: Specific leaf area, LDMC: Leaf dry matter content, LNC: Leaf  
 190 nitrogen content, SRL: Specific root length, RDMC: Root dry matter content, RNC: Root nitrogen content.



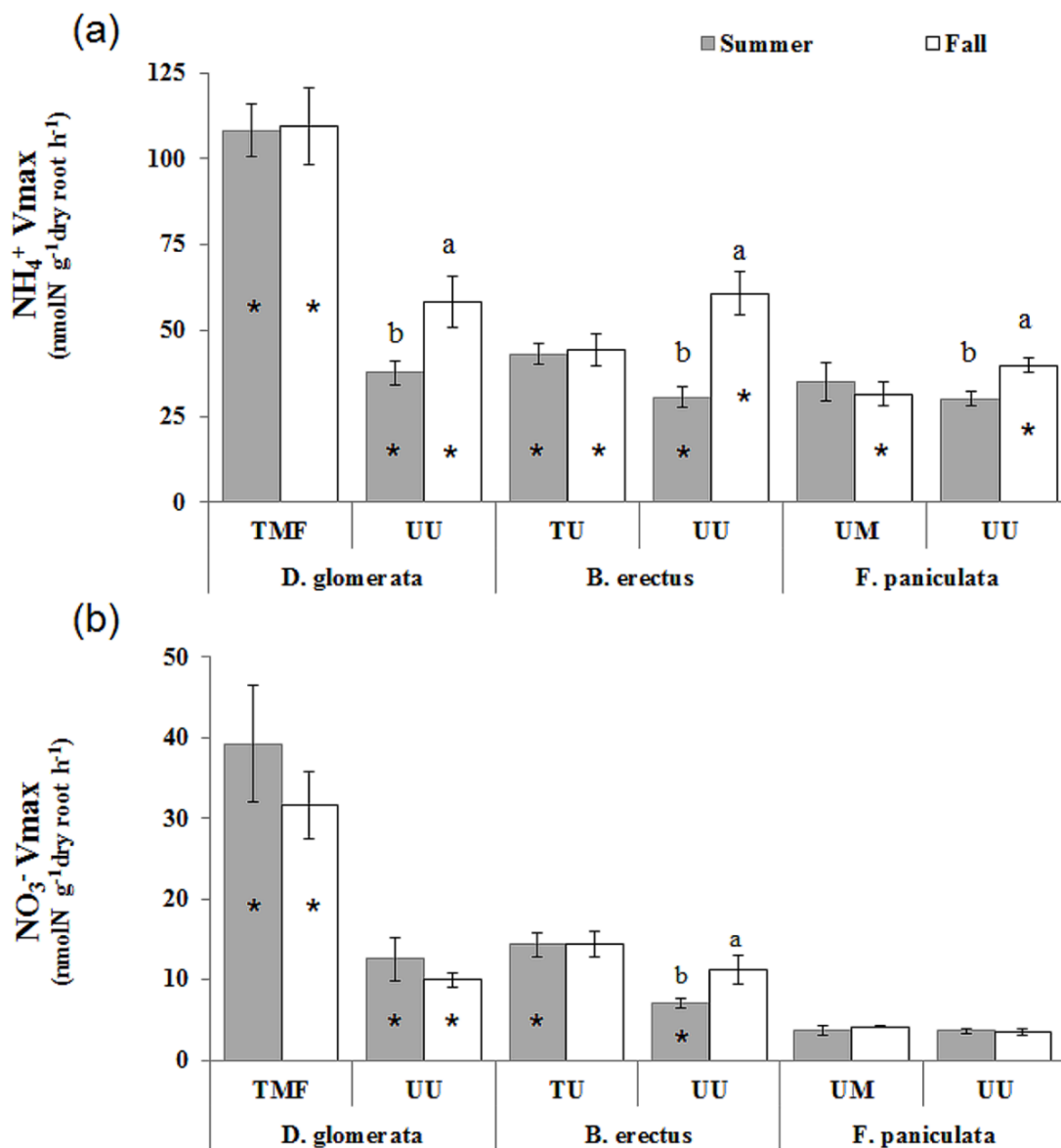
191



192 Figure 2: Relationships between the first axes of the PCA (fig 1) and  $V_{max}$  for  $\text{NH}_4^+$  (a),  $\text{NO}_3^-$  (b) and  $\text{NH}_4^+:\text{NO}_3^-$  uptake ratio (c). The three  
193 relationships were significant ( $p$ -values $<0.05$ ) assuming a polynomial relationship of order=2, and the resulting  $R^2$  are indicated on each graph.



195 Figure 3. Vmax (Maximal uptake rate) for  $\text{NH}_4^+$  (a) and  $\text{NO}_3^-$  (b) of *D. glomerata*, *B. erectus* and  
 196 *F. paniculata*. Within each combination of site and species, dates with the same letter had similar  
 197 uptake parameters (Tukey post hoc test at 5% level, after an Anova with date as main effect). For  
 198 each species, the significance of the differences between the two sites for uptake parameters  
 199 were tested using a Student test, and stars indicate the dates at which the two sites differ  
 200 significantly with a p-value<0.05.

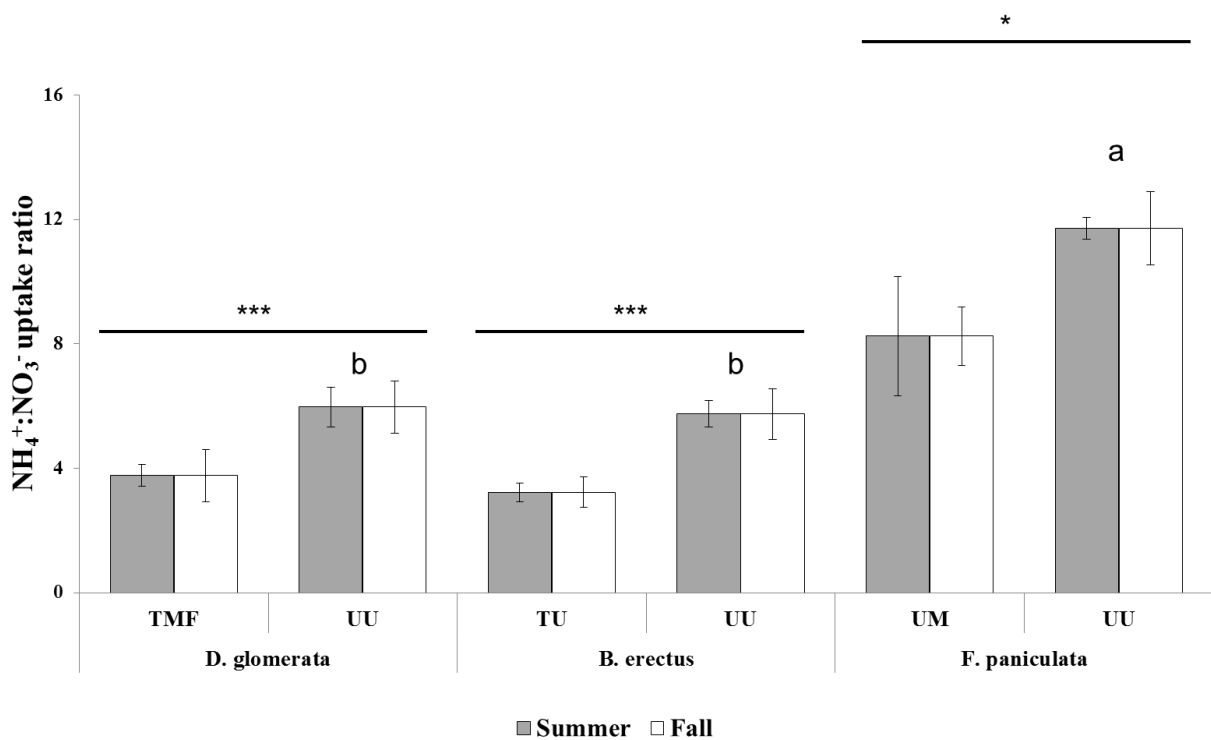


201

202

203

204 Figure 4:  $\text{NH}_4^+:\text{NO}_3^-$  uptake ratio for the three species, in each site and at the two sampling  
 205 times. The uptake ratio is unitless (ratio between  $\text{NH}_4^+$  Vmax and  $\text{NO}_3^-$  Vmax). Within each  
 206 species, \*or \*\*\* indicate significant site effects (p value < 0.05 and 0.001 respectively) within  
 207 each species (two-ways ANOVA with site, date and the interaction as main effect). In the  
 208 grassland (UU) where all species occurred, the differences between species and sampling time  
 209 were tested using two-ways ANOVA. Similar letters connect species with similar values in the  
 210 UU grassland at both sampling dates.



211  
 212

213 **Table 1:** Description of the studied grasslands. Past and current land uses describe the former  
 214 and current management of these grasslands (see Quetier et al. 2006 for more information).  
 215 TMF: Terraced Mown and Fertilized, TU: Terraced Unmown not fertilized but lightly grazed,  
 216 TM: Unterraced Mown, UU: Unterraced Unmown but lightly grazed.  
 217

Field label	GPS coordinates	Sampled species	Past Land Use	Current Land Use	Elevation
TMF	45° 2'42.77"N 6°20'35.29"E	<i>Dactylis glomerata</i>	Arable rotation	fertilized hay meadow	1800m
TU	45° 2'24.74"N 6°21'38.15"E	<i>Bromus erectus</i>	Arable rotation	grazed pasture (sheep)	1840m
UM	45° 1'58.59"N 6°23'0.80"E	<i>Festuca paniculata</i>	Hay meadow	unfertilized hay meadow	1980m
UU	45° 1'55.76"N 6°23'1.57"E	<i>Festuca paniculata</i> <i>Bromus erectus</i> <i>Dactylis glomerata</i>	Hay meadow	grazed pasture (sheep)	1960m

218  
 219

**Table 2:** Mean values  $\pm$  standard errors of leaf and root traits for each species, site and sampling time (n=5). For a given trait and species, statistically similar values have the same letter (Tukey post-hoc test). Bold values indicate the season with the highest trait values for a given species in a given grassland.

Species	Site	Season	SLA ( mm <sup>2</sup> .g <sup>-1</sup> )	LDMC (mg.g <sup>-1</sup> )	LNC (mg.g <sup>-1</sup> )	SRL (m.g <sup>-1</sup> )	RDMC (mg.g <sup>-1</sup> )	RNC (mg.g <sup>-1</sup> )
<i>B. erectus</i>	TU	Summer	<b>30.07 <math>\pm</math> 0.8<sup>a</sup></b>	277.6 $\pm$ 2.1 <sup>c</sup>	21.46 $\pm$ 0.2	249.86 $\pm$ 72.0	307.77 $\pm$ 22.4	6.06 $\pm$ 0.1
		Autumn	15.43 $\pm$ 1.1 <sup>c</sup>	<b>444.06 <math>\pm</math> 16.8<sup>a</sup></b>	12.09 $\pm$ 0.9	253.58 $\pm$ 34.3	303.5 $\pm$ 6.3	7.68 $\pm$ 0.4
	UU	Summer	<b>22.58 <math>\pm</math> 0.7<sup>b</sup></b>	305.06 $\pm$ 4.2 <sup>c</sup>	15.57 $\pm$ 0.8	328 $\pm$ 74.2	290.82 $\pm$ 21.7	7.17 $\pm$ 0.1
		Autumn	16.37 $\pm$ 1 <sup>c</sup>	<b>385.1 <math>\pm</math> 11.5<sup>b</sup></b>	19.28 $\pm$ 2.7	222.12 $\pm$ 75.4	288.32 $\pm$ 21.6	7.87 $\pm$ 0.5
<i>D. glomerata</i>	TMF	Summer	<b>34.06 <math>\pm</math> 1.6<sup>a</sup></b>	248.79 $\pm$ 17.7 <sup>c</sup>	<b>32.6 <math>\pm</math> 3.4<sup>a</sup></b>	426.22 $\pm$ 60.5	232.49 $\pm$ 20.5 <sup>b</sup>	7.28 $\pm$ 0.4
		Autumn	20.15 $\pm$ 2 <sup>b</sup>	<b>298.51 <math>\pm</math> 2.5<sup>b</sup></b>	19.41 $\pm$ 2.2 <sup>b</sup>	290 $\pm$ 48.6	249.09 $\pm$ 8 <sup>b</sup>	7.99 $\pm$ 0.3
	UU	Summer	26.17 $\pm$ 0.3 <sup>ab</sup>	265.78 $\pm$ 9.1 <sup>bc</sup>	<b>24.2 <math>\pm</math> 1.4<sup>ab</sup></b>	318.69 $\pm$ 63.8	254.08 $\pm$ 5.6 <sup>b</sup>	6.91 $\pm$ 0.5
		Autumn	24.34 $\pm$ 1.7 <sup>b</sup>	<b>389.69 <math>\pm</math> 10.5<sup>a</sup></b>	21.81 $\pm$ 2.5 <sup>ab</sup>	216.87 $\pm$ 44.7	<b>304.99 <math>\pm</math> 8.8<sup>a</sup></b>	7.16 $\pm$ 0.2
<i>F. paniculata</i>	UM	Summer	<b>23.26 <math>\pm</math> 0.4<sup>a</sup></b>	232.06 $\pm$ 0.6 <sup>c</sup>	<b>20.22 <math>\pm</math> 1.9<sup>a</sup></b>	195.85 $\pm$ 21.3 <sup>ab</sup>	300.1 $\pm$ 21.5	5.15 $\pm$ 0.4
		Autumn	8.78 $\pm$ 0.5 <sup>b</sup>	<b>433.87 <math>\pm</math> 18.8<sup>a</sup></b>	10.61 $\pm$ 1.4 <sup>b</sup>	153.37 $\pm$ 20.5 <sup>b</sup>	369.12 $\pm$ 21.7	4.32 $\pm$ 0.5
	UU	Summer	<b>21.36 <math>\pm</math> 0.9<sup>a</sup></b>	261.06 $\pm$ 15.6 <sup>c</sup>	14.52 $\pm$ 1.8 <sup>ab</sup>	166.21 $\pm$ 20.7 <sup>ab</sup>	380.91 $\pm$ 6.4	4.16 $\pm$ 0.1
		Autumn	11.76 $\pm$ 1.4 <sup>b</sup>	<b>369.71 <math>\pm</math> 7.2<sup>b</sup></b>	15.53 $\pm$ 3.6 <sup>ab</sup>	293.71 $\pm$ 54.5 <sup>a</sup>	366.84 $\pm$ 23.3	4.31 $\pm$ 0.1

**Table 3.** Pearson correlations between  $\text{NH}_4^+$  and  $\text{NO}_3^-$  maximum uptake rates ( $V_{\text{max}}$ ), PCA axes, leaf and root traits. Significant values (p-value <0.05) are indicated in bold.

	$V_{\text{max}}\text{NH}_4^+$	$V_{\text{max}}\text{NO}_3^-$	axe1	axe2	ratio	SLA	LDMC	SRL	RDMC	LNC
$V_{\text{max}}\text{NO}_3^-$	<b>0.93</b>									
axe1	<b>0.65</b>	<b>0.76</b>								
axe2	-0.28	-0.24	0.00							
ratio	-0.46	<b>-0.68</b>	<b>-0.64</b>	0.43						
SLA	0.37	0.53	<b>0.84</b>	0.38	-0.54					
LDMC	-0.17	-0.26	<b>-0.60</b>	<b>-0.74</b>	0.09	<b>-0.74</b>				
SRL	0.55	<b>0.70</b>	<b>0.81</b>	-0.14	-0.51	0.54	-0.34			
RDMC	<b>-0.68</b>	<b>-0.77</b>	<b>-0.91</b>	0.31	<b>0.75</b>	<b>-0.63</b>	0.37	<b>-0.71</b>		
LNC	<b>0.64</b>	<b>0.65</b>	<b>0.87</b>	0.10	-0.32	<b>0.69</b>	-0.51	<b>0.66</b>	<b>-0.74</b>	
RNC	<b>0.58</b>	<b>0.62</b>	<b>0.65</b>	<b>-0.70</b>	<b>-0.80</b>	0.34	0.08	0.50	<b>-0.83</b>	0.42

**Table 4.** Soil properties (mean values  $\pm$  SE) for each grassland and at each sampling time. No significant difference values between sites at a given date are shown by the same letter (Tukey post-hoc test). Values in bold indicate the highest values when the considered soil parameter was significantly different between dates in a grassland. na: not available because of a sampling issue. nd: not detectable: under the level of sensitivity of the method; TDN: total dissolved nitrogen).

		TMF	TU	UM	UU
Soil Water	Summer	<b>22.33 <math>\pm</math> 0.71<sup>b</sup></b>	<b>18.33 <math>\pm</math> 1.12<sup>c</sup></b>	na	<b>34.89 <math>\pm</math> 1.20<sup>a</sup></b>
Content (%)	Autumn	11.44 $\pm$ 0.33 <sup>b</sup>	7.25 $\pm$ 0.88 <sup>c</sup>	13.58 $\pm$ 1.18 <sup>b</sup>	17.74 $\pm$ 1.54 <sup>a</sup>
pH	Summer	8.01 $\pm$ 0.04 <sup>a</sup>	8.03 $\pm$ 0.04 <sup>a</sup>	n.a.	<b>6.31 <math>\pm</math> 0.05<sup>b</sup></b>
	Autumn	7.98 $\pm$ 0.02 <sup>a</sup>	8.05 $\pm$ 0.04 <sup>a</sup>	5.85 $\pm$ 0.05 <sup>b</sup>	6.02 $\pm$ 0.08 <sup>b</sup>
Soil Organic	Summer	13.16 $\pm$ 0.48 <sup>c</sup>	14.39 $\pm$ 0.93 <sup>b</sup>	n.a.	18.42 $\pm$ 0.64 <sup>a</sup>
Matter (%)	Autumn	12.47 $\pm$ 0.65 <sup>b</sup>	11.38 $\pm$ 0.93 <sup>b</sup>	14.02 $\pm$ 0.43 <sup>ab</sup>	16.98 $\pm$ 1.29 <sup>a</sup>
C:N ratio	Summer	<b>14.91 <math>\pm</math> 0.35<sup>a</sup></b>	14.02 $\pm$ 0.64 <sup>a</sup>	n.a.	12.10 $\pm$ 0.15 <sup>b</sup>
	Autumn	13.46 $\pm$ 0.39 <sup>a</sup>	13.43 $\pm$ 0.64 <sup>ab</sup>	11.63 $\pm$ 0.14 <sup>b</sup>	11.74 $\pm$ 0.43 <sup>b</sup>
TDN ( $\mu\text{gN.g}^{-1}$ soil)	Summer	20.83 $\pm$ 2.95 <sup>b</sup>	16.85 $\pm$ 1.33 <sup>b</sup>	n.a.	55.59 $\pm$ 12.15 <sup>a</sup>
	Autumn	<b>46.12 <math>\pm</math> 4.44<sup>a</sup></b>	<b>46.13 <math>\pm</math> 4.74<sup>a</sup></b>	34.54 $\pm$ 1.21 <sup>ab</sup>	46.65 $\pm$ 6.04 <sup>a</sup>
NO <sub>3</sub> <sup>-</sup> content ( $\mu\text{gN.g}^{-1}$ soil)	Summer	3.87 $\pm$ 0.48 <sup>ab</sup>	<b>5.63 <math>\pm</math> 0.64<sup>a</sup></b>	n.a.	2.31 $\pm$ 0.53 <sup>b</sup>
	Autumn	2.99 $\pm$ 0.54 <sup>a</sup>	0.54 $\pm$ 0.10 <sup>b</sup>	n.d.	1.39 $\pm$ 0.66 <sup>ab</sup>
NH <sub>4</sub> <sup>+</sup> content ( $\mu\text{gN.g}^{-1}$ soil)	Summer	11.19 $\pm$ 0.47 <sup>a</sup>	15.43 $\pm$ 1.82 <sup>a</sup>	n.a.	12.23 $\pm$ 1.77 <sup>a</sup>
	Autumn	10.07 $\pm$ 1.37 <sup>a</sup>	11.54 $\pm$ 1.55 <sup>a</sup>	6.97 $\pm$ 0.94 <sup>a</sup>	10.17 $\pm$ 1.92 <sup>a</sup>
NH <sub>4</sub> <sup>+</sup> :NO <sub>3</sub> <sup>-</sup> ratio	Summer	3.56 $\pm$ 0.65 <sup>b</sup>	2.97 $\pm$ 0.30 <sup>b</sup>	n.a.	7.85 $\pm$ 1.62 <sup>a</sup>
	Autumn	3.53 $\pm$ 0.36 <sup>b</sup>	<b>28.68 <math>\pm</math> 10.7<sup>a</sup></b>	n.d.	12.9 $\pm$ 6.4 <sup>ab</sup>

