



HAL
open science

Semi-mechanistic PK-PD modelling of combined polymyxin B and minocycline against a polymyxin-resistant strain of *Acinetobacter baumannii*

Vincent Aranzana-Climent, Julien Buyck, Younes Smani, Jerónimo Pachón-Díaz, Sandrine Marchand, William Couet, Nicolas Grégoire

► To cite this version:

Vincent Aranzana-Climent, Julien Buyck, Younes Smani, Jerónimo Pachón-Díaz, Sandrine Marchand, et al.. Semi-mechanistic PK-PD modelling of combined polymyxin B and minocycline against a polymyxin-resistant strain of *Acinetobacter baumannii*. *Clinical Microbiology and Infection*, 2020, 10.1016/j.cmi.2020.01.017 . hal-02482129

HAL Id: hal-02482129

<https://hal.science/hal-02482129>

Submitted on 22 Aug 2022

HAL is a multi-disciplinary open access archive for the deposit and dissemination of scientific research documents, whether they are published or not. The documents may come from teaching and research institutions in France or abroad, or from public or private research centers.

L'archive ouverte pluridisciplinaire **HAL**, est destinée au dépôt et à la diffusion de documents scientifiques de niveau recherche, publiés ou non, émanant des établissements d'enseignement et de recherche français ou étrangers, des laboratoires publics ou privés.



Distributed under a Creative Commons Attribution - NonCommercial 4.0 International License

**Analysis of Velopharyngeal Function and Speech outcomes of
Sommerlad Palatoplasty Combined with Sphincter Pharyngoplasty
in Surgical Repair of Older Patients with Cleft Palate: experience
from a major craniofacial surgery center in eastern China**

Authors and affiliations:

BiYin Liu, XiaoXuan Chen, Jun Cao, Yong Lu

Department of Oral and Maxillofacial Surgery, Affiliated Stomatology Hospital,
Medical School of Nanjing University,

No. 30 Zhong Yang's Road, Xuan Wu, Nanjing 210008, Jiangsu Province, China

Corresponding Author:

Yong Lu, PhD, Nanjing Stomatology Hospital, Medical School of Nanjing University

Permanent address:

No. 30 Zhong Yang's Road, Xuan Wu, Nanjing 210008, Jiangsu Province, China

E-mail address: cleft_surgery@sina.com

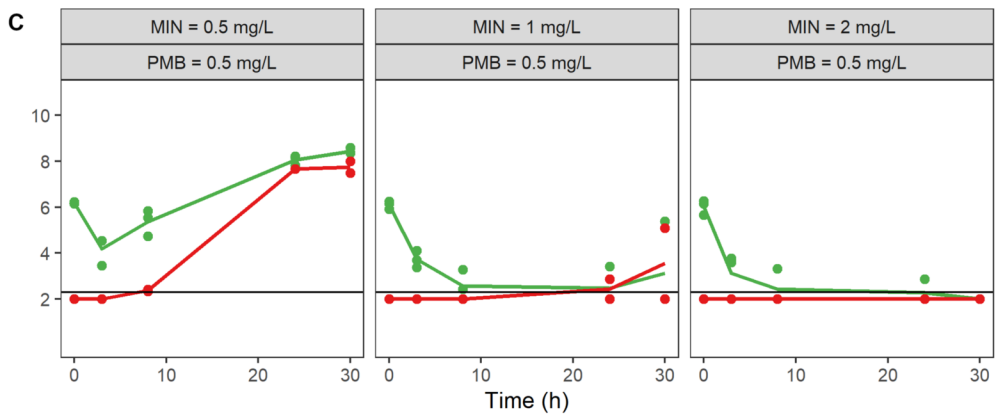
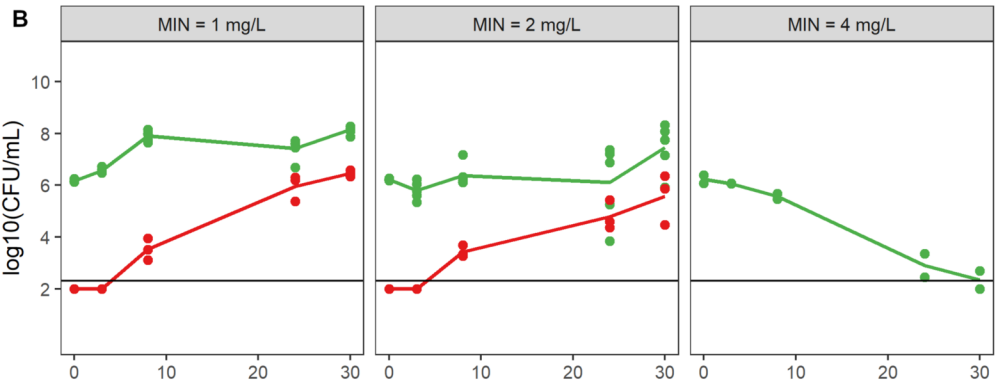
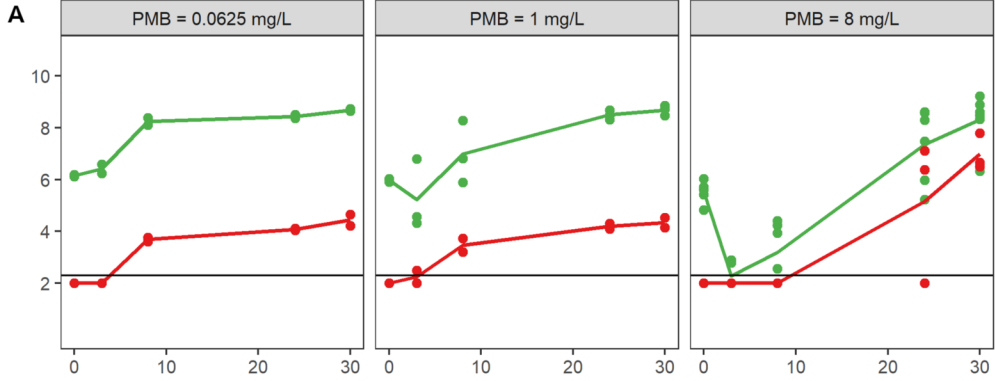
Office phone: +8602583620341

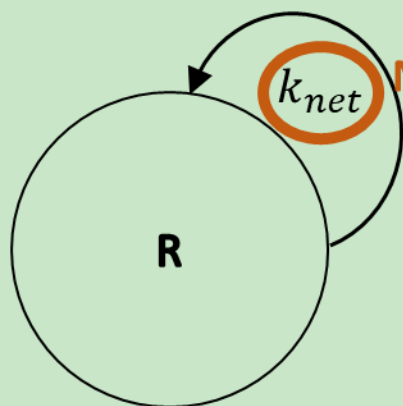
Mobile Phone: +8613815418598

Tax: +8602583620100

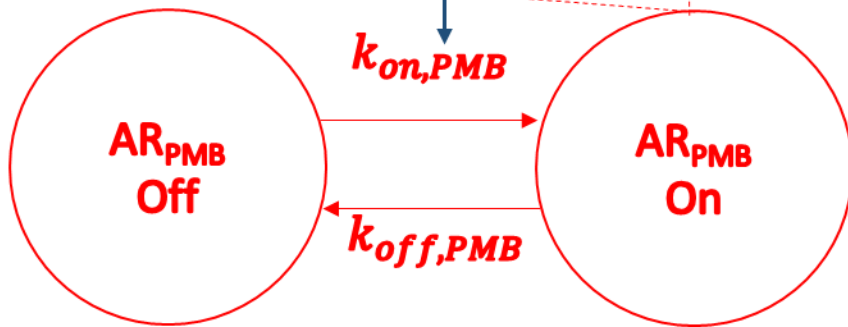
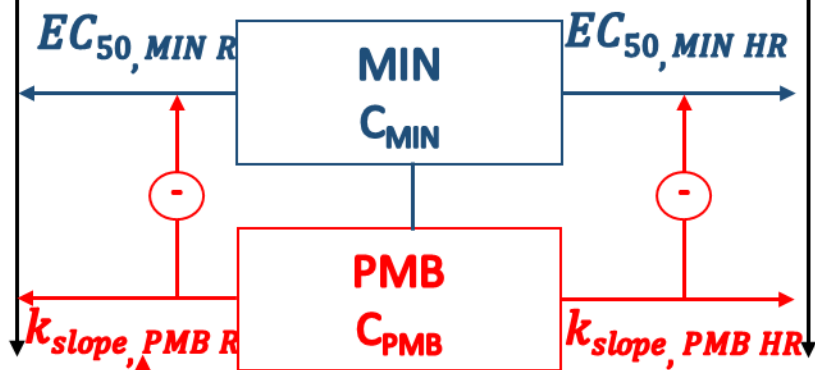
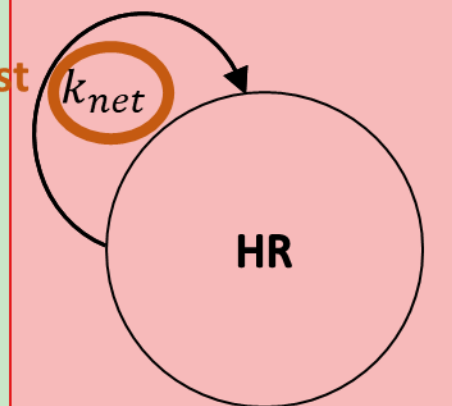
Formatting of funding sources

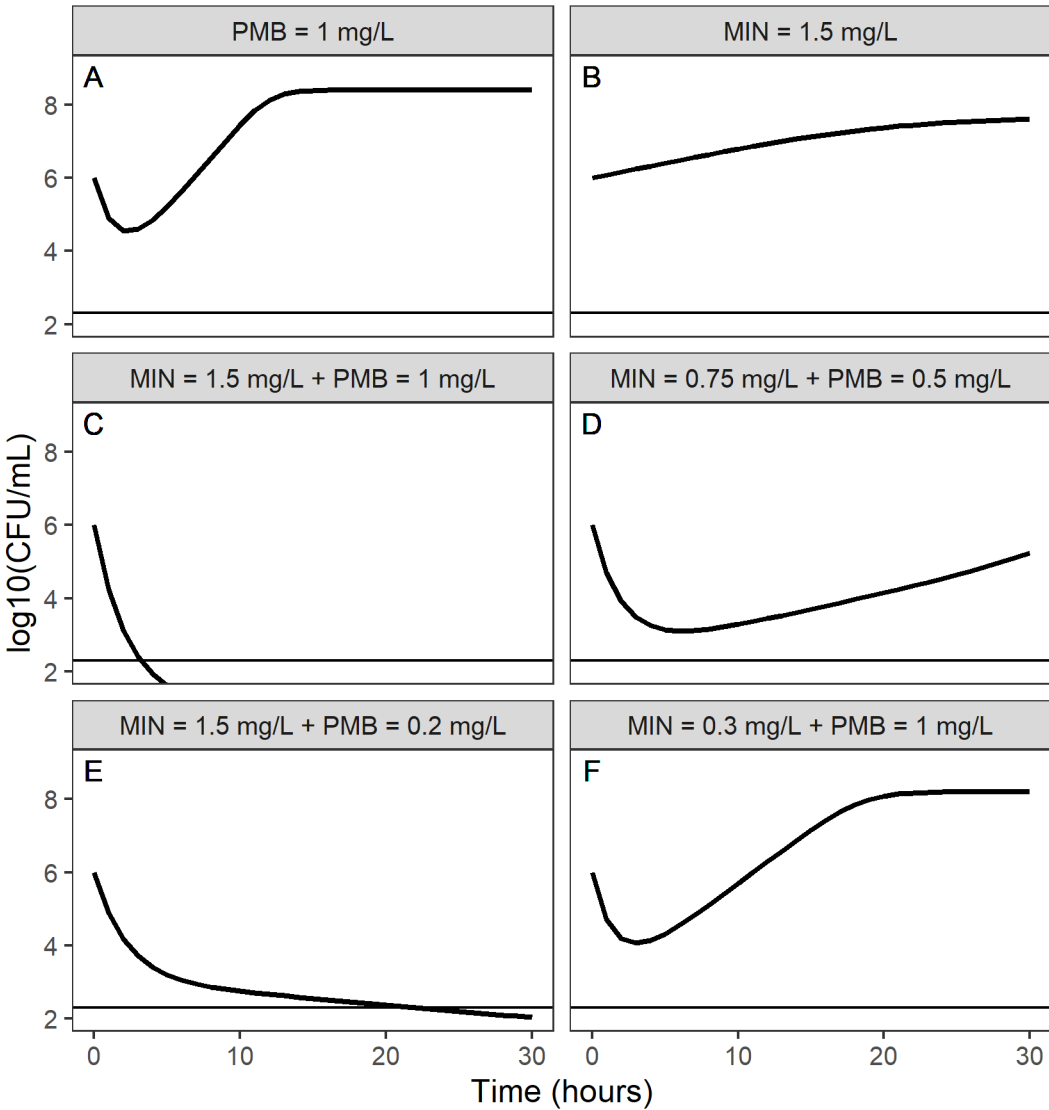
This research did not receive any specific grant from funding agencies in the public, commercial, or not-for-profit sectors.





No Fitness cost





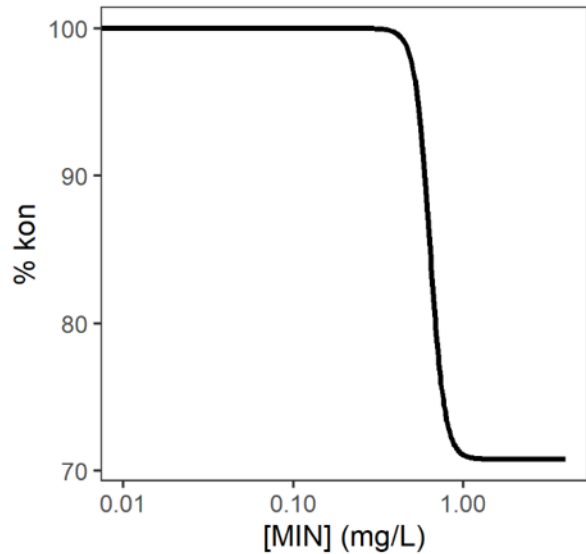
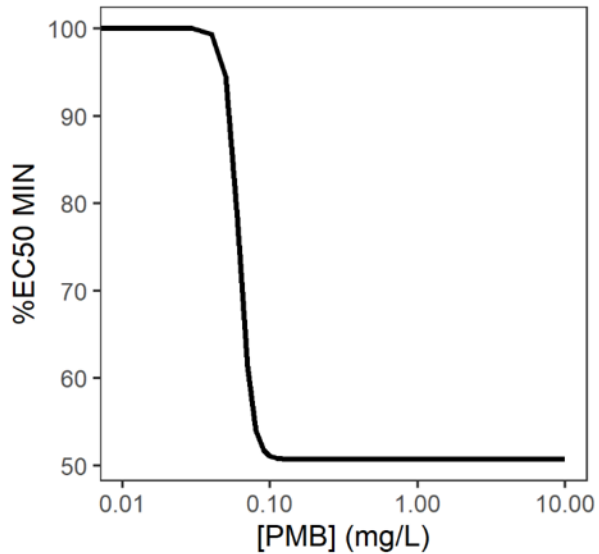
A**B**

Table 1. Final model parameters

Parameter	Description	Value [CI95%]*
k_{net} (h^{-1})	Apparent growth rate constant	1.11 [1.03 -1.20]
B_{max} (CFU/mL)	Maximum capacity of the in vitro system	$10^{8.41}$ [$10^{8.34}$ - $10^{8.48}$]
mutf	Fraction of resistant bacteria at time = 0	$10^{-5.10}$ [$10^{-5.28}$ - $10^{-4.92}$]
Polymyxin B		
$k_{slope,PMB-R}$ (L/mg·h)	Kill rate constant due to polymyxin B on resistant subpopulation	4.94 [4.32 -5.59]
$k_{slope,PMB-HR}$ (L/mg·h)	Kill rate constant due to polymyxin B on highly resistant subpopulation	3.00 [2.57-3.51]
γ_{PMB}	Power parameter for polymyxin B effect on both subpopulations	0.292 [0.265-0.321]
$k_{on0,PMB}$ (h^{-1})	Rate constant for development of adaptive resistance to polymyxin B in absence of minocycline	0.646 [0.538 -0.760]
$k_{off,PMB}$ (h^{-1})	Rate constant for reversal of adaptive resistant to polymyxin B	0 (fixed)
Minocycline		
$E_{max,MIN}$ (h^{-1})	Maximum rate constant for minocycline effect on both subpopulations	1.41 [1.31 -1.51]
$EC_{50,MIN-R}$ (mg/L)	Minocycline concentration for which the effect is 50% on the resistant subpopulation	1.02 [0.90-1.13]
$EC_{50,MIN-HR}$ (mg/L)	Minocycline concentration for which the effect is 50% on the highly resistant subpopulation	1.67 [1.46-1.86]
γ_{MIN}	Power parameter for minocycline effect on both subpopulations	1.59 [1.40-1.79]
INTERACTION		
INT_{PMB} (%)	Maximal reduction of $EC_{50,MIN-S}$ and $EC_{50,MIN-R}$ due to potentiation by polymyxin B	-49.3 [-55.0- -42.6]
$EC_{50,INT-PMB}$ (mg/L)	Polymyxin B concentration needed to achieve 50% of INT_{PMB}	0.0615 [0.0.570 – 0.0673]
$H_{INT-PMB}$	Power parameter for polymyxin B potentiation of minocycline effect	10 (fixed)
INT_{ADA} (%)	Maximal reduction of k_{on} due to inhibition by minocycline	-29.2 [-39.7 - -19.8]
$EC_{50,INT-ADA}$ (mg/L)	Minocycline concentration needed to reach 50% of INT_{ADA}	0.634 [0.547-0.801]
$H_{INT-ADA}$	Power parameter for minocycline inhibition of k_{on}	10 (fixed)
RESIDUALS		
$\sigma_{total\ bacteria}$ ($\log_{10}CFU/mL$)	Additive residual error on \log_{10} scale for total bacteria count	0.474 [0.420 – 0.546]

σ highly resistant bacteria (log ₁₀ CFU/mL)	Additive residual error on log ₁₀ scale for highly resistant bacteria count	1.28 [1.07– 1.56]
Correlation	Correlation between σ _{total bacteria} and σ highly resistant bacteria	0.426 [0.317 - 0.537]

*CI obtained by SIR