



HAL
open science

Kinematics and constitutive relations in the stress-gradient theory: interpretation by homogenization

Geralf Hütter, Karam Sab, Samuel Forest

► To cite this version:

Geralf Hütter, Karam Sab, Samuel Forest. Kinematics and constitutive relations in the stress-gradient theory: interpretation by homogenization. *International Journal of Solids and Structures*, In press, 10.1016/j.ijsolstr.2020.02.014 . hal-02474059

HAL Id: hal-02474059

<https://hal.science/hal-02474059v1>

Submitted on 11 Feb 2020

HAL is a multi-disciplinary open access archive for the deposit and dissemination of scientific research documents, whether they are published or not. The documents may come from teaching and research institutions in France or abroad, or from public or private research centers.

L'archive ouverte pluridisciplinaire **HAL**, est destinée au dépôt et à la diffusion de documents scientifiques de niveau recherche, publiés ou non, émanant des établissements d'enseignement et de recherche français ou étrangers, des laboratoires publics ou privés.

Journal Pre-proof

Kinematics and constitutive relations in the stress-gradient theory:
interpretation by homogenization

Geralf Hütter, Karam Sab, Samuel Forest

PII: S0020-7683(20)30053-6
DOI: <https://doi.org/10.1016/j.ijsolstr.2020.02.014>
Reference: SAS 10612



To appear in: *International Journal of Solids and Structures*

Received date: 29 January 2019
Revised date: 16 January 2020
Accepted date: 6 February 2020

Please cite this article as: Geralf Hütter, Karam Sab, Samuel Forest, Kinematics and constitutive relations in the stress-gradient theory: interpretation by homogenization, *International Journal of Solids and Structures* (2020), doi: <https://doi.org/10.1016/j.ijsolstr.2020.02.014>

This is a PDF file of an article that has undergone enhancements after acceptance, such as the addition of a cover page and metadata, and formatting for readability, but it is not yet the definitive version of record. This version will undergo additional copyediting, typesetting and review before it is published in its final form, but we are providing this version to give early visibility of the article. Please note that, during the production process, errors may be discovered which could affect the content, and all legal disclaimers that apply to the journal pertain.

© 2020 Published by Elsevier Ltd.

Kinematics and constitutive relations in the stress-gradient theory: interpretation by homogenization

Geralf Hütter^{a,1,*}, Karam Sab^{b,1}, Samuel Forest^{c,1}

^a*TU Bergakademie Freiberg, Institute of Mechanics and Fluid Dynamics, Lampadiusstr. 4, D-09596 Freiberg, Germany*

^b*Université Paris-Est, Laboratoire Navier, ENPC, IFSTTAR, CNRS UMR 8205, 6 et 8 avenue Blaise Pascal, Marne-la-Vallée Cedex 2 77455, France*

^c*MINES ParisTech, PSL University, Centre des matériaux, CNRS UMR 7633, BP 87 91003 Evry, France*

Abstract

The stress-gradient theory has a third order tensor as kinematic degree of freedom, which is work-conjugate to the stress gradient. This tensor is called micro-displacements just for dimensional reasons. Consequently, this theory requires a constitutive relation between stress gradient and micro-displacements, in addition to the conventional stress-strain relation. The formulation of such a constitutive relation and identification of the parameters therein is difficult without an interpretation of the micro-displacement tensor.

The present contribution presents an homogenization concept from a Cauchy continuum at the micro-scale towards a stress-gradient continuum at the macro-scale. Conventional static boundary conditions at the volume element are interpreted as a Taylor series whose next term involves the stress gradient. A generalized Hill-Mandel lemma shows that the micro-displacements can be identified with the deviatoric part of the first moment of the microscopic strain field. Kinematic and periodic boundary conditions are provided as alternative to the static ones. The homogenization approach is used to compute the stress-gradient properties of an elastic porous material. The predicted negative size effect under uni-axial loading is compared with respective experimental results for foams and direct numerical simulations from literature.

Keywords: stress-gradient theory; generalized continua; homogenization; negative size effect

1. Introduction

The classical Cauchy theory of continuum mechanics requires a constitutive relation between stress and strain. The constitutive parameters appearing therein can, for dimensional reasons, consequently always be grouped into those with dimension of a stress and dimensionless ones. Lacking an intrinsic length scale, this theory predicts a power-law scaling behavior when considering self-similar specimens of different size, the integer scaling exponent just depending on whether stress, strains, forces or displacements are considered. Deviations from this scaling behavior are termed *size effects* and have been observed for numerous physical phenomena, cf. [1]. That is why certain generalized theories of continuum mechanics have been proposed in the literature. A classification of the generalizations was given by Maugin [14]. Most of the generalized theories fall into the class of micro-morphic continua, which were established by Mindlin [15] and Eringen [3]. Therein, the (dimensionless) micro-deformation is introduced as additional kinematic degree of freedom. Certain sub-classes of theories, like the micro-polar theory (Cosserat theory) or the strain-gradient theory can be obtained by imposing kinematic constraints to the micro-deformation. As alternative approach, Forest and Sab [5] imposed a kinetic constraint to obtain a stress-gradient theory. Therein, a kinematic degree of freedom Φ_{ijk} appears as work-conjugate quantity to the gradient

$$R_{ijk} := \frac{\partial \Sigma_{ij}}{\partial X_k}. \quad (1)$$

of the stress tensor Σ_{ij} . Though, the stress gradient cannot take arbitrary values but it is restricted by the equilibrium conditions as will be detailed below. Due the presence of R_{ijk} in the respective potentials, Neumann boundary conditions do not involve only the tractions as normal component of Σ_{ij} , but *all* components of Σ_{ij} need to be prescribed at a surface. Alternative Dirichlet boundary conditions involve additional terms as well, cf. [18]. The third-rank tensor Φ_{ijk} has the dimension of length, which is why it was termed

*Corresponding author

Email address: geralf.huetter@imfd.tu-freiberg.de (Gerald Hütter)

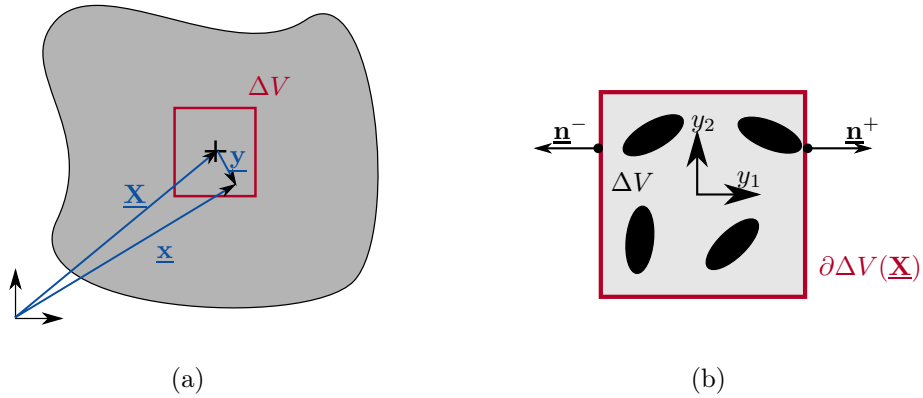


Figure 1: Homogenization procedure: (a) volume element, (b) heterogeneous microstructure [8, 9]

“micro-displacements”. Like all generalized theories of continuum mechanics, the stress-gradient requires additional constitutive relations. Their formulation and the interpretation of the boundary conditions is difficult without an interpretation of the tensor of micro-displacements Φ_{ijk} .

The scope of the present contribution is to provide a homogenization methodology from a classical, but heterogeneous, continuum at the micro-scale towards a homogeneous stress-gradient theory at the macro-scale.

The present contribution is structured as follows: Section 2 presents the homogenization theory, before this theory is employed in Section 3 to compute the macroscopic non-classical constitutive parameters of a plane elastic micro-structure with pores. These constitutive parameters are used in Section 4 to predict the size effect under uni-axial tension. Finally, Section 5 closes with a summary and conclusions.

2. Homogenization theory

In a homogenization procedure, a material with heterogeneous micro-structure is replaced by an homogeneous continuum with (more or less) equivalent macroscopic properties. For this purpose, a volume element ΔV is considered, which contains the relevant heterogeneities of the micro-structure as sketched in Figure 1. In the following, capital symbols refer to macroscopic quantities, and lower-case symbols to microscopic ones. For instance, σ_{ij} and

ε_{ij} are the microscopic stress and strain, respectively, whereas Σ_{ij} and E_{ij} refer to their macroscopic counterparts.

In the classical theory of homogenization by Hill [7], either kinematic boundary conditions $u_i = E_{ij}y_j$ can be prescribed for the displacements on $\partial\Delta V(\underline{\mathbf{X}})$, or static ones $n_i\sigma_{ij} = n_i\Sigma_{ij}$ for the tractions. Therein, $y_j = x_j - X_j$ refers to the position vector of a point x_j relative to the center $X_j = \langle x_j \rangle$ of the volume element, cmp. Figure 1. The operator $\langle(\circ)\rangle$ computes the volume average over the volume element ΔV .

Gologanu, Kouznetsova et al. [6, 11] interpreted the kinematic boundary conditions as a Taylor series. In this sense, they incorporated an additional term to Hill's expression to obtain a homogenization scheme for the strain-gradient theory. Mühlich et al. [16] argued that an analogous expansion of Hill's static boundary condition would yield the homogenization for a stress-gradient theory. This proposal shall be exploited here in detail. Using the notation of the stress-gradient theory, an expanded *static boundary condition* thus reads

$$\sigma_{ij}n_i = n_i [\Sigma_{ij} + R_{ijk}y_k] \quad \forall y_k \in \partial\Delta V(\underline{\mathbf{X}}). \quad (2)$$

Purely static boundary conditions are prone to the condition that, in absence of volume forces $\sigma_{ij,i} = 0$, prescribed tractions need to be self-equilibrating (statically admissible):

$$\oint_{\partial\Delta V} \sigma_{ij}n_i \, dS = 0, \quad \oint_{\partial\Delta V} \sigma_{ij}n_i y_k \epsilon_{jkl} \, dS = 0. \quad (3)$$

For the particular tractions (2) these conditions require

$$R_{iji} = \Sigma_{ij,i} = 0, \quad \Sigma_{ij} = \Sigma_{ji}, \quad (4)$$

corresponding to the macroscopic equilibrium conditions.¹ Consequently, the stress gradient is symmetric $R_{ijk} = R_{jik}$ and deviatoric in the sense $R_{ijj} = R_{jij} = 0$. The loading to a volume element by stress gradients according to Eq. (2) is shown schematically in Figure 2.

¹This approach is used in many textbooks and lectures to derive the equilibrium conditions (4) for the Cauchy theory.

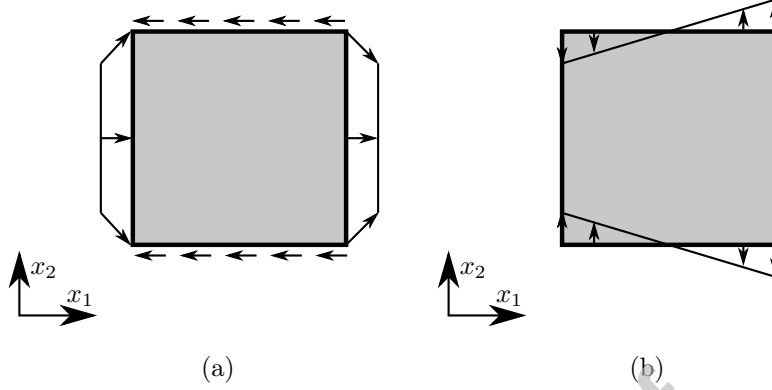


Figure 2: Loading to the volume element by macroscopic stress gradients: (a) $R_{111} = -R_{122} = -R_{212}$, (b) R_{221}

Furthermore, a homogenization theory requires a condition of macro-homogeneity (Hill-Mandel condition), which defines the macroscopic mechanical power P^{int} as average over its microscopic pendant:

$$\langle \sigma_{ij} \dot{\epsilon}_{ij} \rangle = P^{\text{int}}(X_k). \quad (5)$$

By partial integration, the left-hand side of Eq. (5) can be transformed to a surface integral over the boundary $\partial\Delta V(\mathbf{X})$ of the volume element ΔV into which boundary condition (2) can be inserted. After rearrangement and application of the divergence theorem, the left-hand side of Eq. (5) becomes

$$\langle \sigma_{ij} \dot{\epsilon}_{ij} \rangle = \frac{1}{\Delta V} \oint_{\partial\Delta V} \sigma_{ij} n_i \dot{u}_j \, dS = \Sigma_{ij} \langle \dot{\epsilon}_{ij} \rangle + R_{ijk} \left[\langle \dot{\epsilon}_{ij} y_k \rangle - \frac{1}{n+1} (\langle \dot{\epsilon}_{im} y_m \rangle \delta_{jk} + \langle \dot{\epsilon}_{jm} y_m \rangle \delta_{ik}) \right] \quad (6)$$

Therein, $n = \delta_{kk}$ refers to the dimension of space ($n = 2$ or $n = 3$). From Eq. (6), a strain tensor E_{ij} and a third-order tensor Φ_{ijk} , called tensor of micro-displacements [5], can be introduced as work-conjugate macroscopic deformation measures to Σ_{ij} and R_{ijk} ,

respectively, as

$$E_{ij} = \langle \varepsilon_{ij} \rangle = \frac{1}{2\Delta V} \oint_{\partial\Delta V} u_i n_j + u_j n_i \, dS \quad (7)$$

$$\begin{aligned} \Phi_{ijk} &= \langle \varepsilon_{ij} y_k \rangle - \frac{1}{n+1} (\langle \varepsilon_{im} y_m \rangle \delta_{jk} + \langle \varepsilon_{jm} y_m \rangle \delta_{ik}) \\ &= \frac{1}{2\Delta V} \oint_{\partial\Delta V} (u_i n_j + u_j n_i) y_k - \frac{1}{n+1} (u_i n_m + u_m n_i) y_m \delta_{jk} - \frac{1}{n+1} (u_j n_m + u_m n_j) y_m \delta_{ik} \, dS. \end{aligned} \quad (8)$$

Thereby, it was taken into account that the stress and stress gradient exhibit symmetries, and so do their work-conjugate quantities ($E_{ij} = E_{ji}$, $\Phi_{ijk} = \Phi_{jik}$ and $\Phi_{ijj} = 0$). Equation (8) indicates that the micro-displacement tensor Φ_{ijk} corresponds to the deviatoric part of the first moment of the local strain field. Furthermore, it shall be mentioned that micro-macro relations (7) and (8) are objective, i. e., that they are invariant to superimposed rigid-body motions.

For a hyperelastic material $\sigma_{ij} \dot{\varepsilon}_{ij} = \dot{\mathcal{W}}$, Eq. (6) can be integrated in time to a macroscopic strain energy potential

$$\bar{\mathcal{W}}(E_{ij}, \Phi_{ijk}) = \langle \mathcal{W}(\varepsilon_{ij}) \rangle \quad (9)$$

with

$$\Sigma_{ij} = \frac{\partial \bar{\mathcal{W}}}{\partial E_{ij}}, \quad R_{ijk} = \frac{\partial \bar{\mathcal{W}}}{\partial \Phi_{ijk}}. \quad (10)$$

Furthermore, it is required that the energy at the macroscopic scale is conserved. This means, that it must be possible to convert the internal power $P^{\text{int}} = \Sigma_{ij} \dot{E}_{ij} + R_{ijk} \dot{\Phi}_{ijk}$ to the divergence of a flux Q_i^{mech} of mechanical power:

$$P^{\text{int}} = Q_{i,i}^{\text{mech}}. \quad (11)$$

By partial integration of P^{int} using the equilibrium conditions (4) and the definition (1) of the stress gradient, it turns out that the flux of mechanical work has to be identified as

$$Q_i^{\text{mech}} = \Sigma_{ij} \dot{U}_j + \Sigma_{jk} \dot{\Phi}_{jki}. \quad (12)$$

Therein, $U_j(X_k)$ is the macroscopic displacement field. Furthermore, the kinematic relation for the strain becomes

$$E_{ij} = U_{(i,j)} + \Phi_{ijk,k}. \quad (13)$$

The round brackets (ij) are used here and in the following to indicate the symmetric part of a tensor with respect to indices i and j . The kinematic relation (13) involves the divergence of the micro-displacements at the right-hand side, in addition to the symmetric part of the displacement gradient.

In this context, it may be recalled, that it is an (implicit) ad-hoc postulate of the classical homogenization theory of Hill [7], that the strain field E_{ij} is macroscopically compatible, i. e., that it is related to a macroscopic displacement field via a kinematic relation, and that the field of macroscopic stresses satisfies equilibrium conditions. In the present approach, both, the macroscopic equilibrium conditions (4) as well as the kinematic relation (13) are an outcome of the homogenization procedure.

Alternatively, relations (12) and (13) can be written in terms of a “generalized displacement tensor” [18]

$$\Psi_{ijk} := \frac{1}{2} (U_i \delta_{jk} + U_j \delta_{ik}) + \Phi_{ijk} \quad (14)$$

in short as $E_{ij} = \Psi_{ijk,k}$ and $Q_i^{\text{mech}} = \Sigma_{jk} \dot{\Psi}_{jki}$, respectively. The trace $\Psi_{ijj} = (n+1)U_i/2$ is directly related to the macroscopic displacement vector, whereas the deviatoric part of Ψ_{ijk} corresponds to the micro-displacement tensor Φ_{ijk} . In view of Eq. (8)₂, the micro-macro relation for the generalized displacement tensor is formulated as

$$\Psi_{ijk} = \frac{1}{2\Delta V} \oint_{\partial\Delta V} (u_i n_j + u_j n_i) y_k \, dS = \langle \varepsilon_{ij} y_k \rangle + \frac{1}{2} (\langle u_i \rangle \delta_{jk} + \langle u_j \rangle \delta_{ik}) . \quad (15)$$

The deviatoric part of Eq. (15) is identical to Eq. (8) for the micro-displacement. Furthermore, for a superimposed rigid translation the right-hand side of (15) transforms according to Eq. (14).

In classical homogenization, kinematic or periodic boundary are usually favored over static ones for several reasons. In order to construct *kinematic boundary conditions* for the present stress-gradient homogenization, it has firstly be noted that the kinematic micro-macro relations (7) and (8) can be transformed to pure surface integrals. Thus, it is possible at all to prescribe E_{ij} and Φ_{ijk} exclusively by suitable boundary conditions (in contrast to micromorphic theory, cf. e. g. [4, 8, 10]). In particular, an additional quadratic term is added

to conventional kinematic boundary conditions

$$u_i = U_i + E_{ij}y_j + C_{ijk}y_jy_k \quad (16)$$

as proposed in [6, 11]. It can be verified easily that ansatz (16) satisfies the classical micro-macro relation (7) ad hoc. Furthermore, Eq. (15) yields a set of 18 equations for the micro-displacements Ψ_{ijk} in terms of the 18 independent components of C_{ijk} . These equations involve the second geometric moment $G_{ij} = \langle y_i y_j \rangle$. For simply shaped volume elements, the second geometric moment is a spherical tensor $G_{ij} = G\delta_{ij}$. In this case, the system of equations for C_{ijk} can be solved, cf. [8]. After reinserting Eq. (15), the kinematic boundary condition for the stress-gradient theory reads

$$u_i = U_i + E_{ij}y_j + \frac{1}{2G} \left(\Phi_{ijk} + \Phi_{ikj} - \Phi_{kji} + \frac{1}{n+2} \Phi_{mmi} \delta_{jk} \right) y_j y_k. \quad (17)$$

This boundary condition can be inserted to the left-hand side of the generalized Hill-Mandel condition (5). A comparison with the right-hand side of Eq. (5) shows that the kinetic micro-macro relations read

$$\begin{aligned} \Sigma_{ij} &= \frac{1}{\Delta V} \oint_{\partial \Delta V} n_k \sigma_k(iy_j) \, dS = \langle \sigma_{ij} \rangle \quad (18) \\ R_{ijk} &= \frac{1}{2\Delta V G} \oint_{\partial \Delta V} 2n_p \sigma_p(iy_j) y_k - n_p \sigma_{pk} y_i y_j + \frac{1}{n+2} n_p \left[\sigma_{pk} \delta_{ij} - 2 \frac{n+3}{n+1} \sigma_{p(i} \delta_{j)k} \right] y_m y_m \, dS \\ &= \frac{1}{G} \left\langle \sigma_{ij} y_k + \frac{1}{n+2} \left(\delta_{ij} \sigma_{km} - 2 \frac{n+3}{n+1} \sigma_{(im} \delta_{j)k} \right) y_m \right\rangle. \quad (19) \end{aligned}$$

It can be verified, that the extended static boundary condition (2) satisfies these kinetic micro-macro relations. The quadratic deformation modes are illustrated in Figure 3 for certain components of the micro-displacement tensor Φ_{ijk} . It seems to be plausible, that the loading and deformation modes in figures 2 and 3, respectively, belong to each other.

Periodic boundary conditions can be constructed by amending a fluctuation $\Delta u_i(y_k)$ to the kinematic boundary condition (17)

$$u_i = U_i + E_{ij}y_j + \frac{1}{2G} \left(\Phi_{ijk} + \Phi_{ikj} - \Phi_{kji} + \frac{1}{n+2} \Phi_{mmi} \delta_{jk} \right) y_j y_k + \Delta u_i(y_k). \quad (20)$$

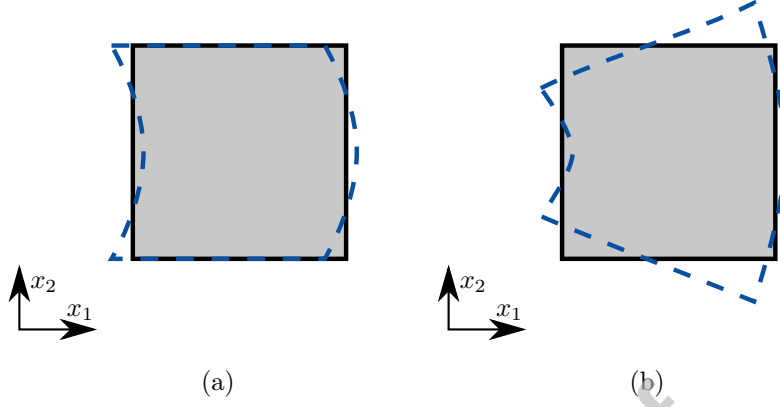


Figure 3: Non-classical kinematic boundary conditions: (a) $\Phi_{111} = -\Phi_{122} = -\Phi_{212}$, (b) Φ_{221}

This fluctuation field is assumed to be periodic

$$\Delta u_i(y_k^+) = \Delta u_i(y_k^-). \quad (21)$$

Therein, y_k^+ and y_k^- refer to homologous points of the boundary $\partial\Delta V(\underline{\mathbf{X}})$, i. e., to points with opposing normal $n_i(y_k^-) = -n_i(y_k^+)$ as sketched in Figure 1b. In order to formulate a boundary-value problem for the microscopic displacement field $u_i(y_k)$, the fluctuations are eliminated in Eq. (21) by Eq. (20), yielding

$$u_i(y_k^+) - u_i(y_k^-) = E_{ij} (y_j^+ - y_j^-) + \frac{1}{2G} \left(\Phi_{ijk} + \Phi_{ikj} - \Phi_{kji} + \frac{1}{n+2} \Phi_{mmi} \delta_{jk} \right) (y_j^+ y_k^+ - y_j^- y_k^-) \quad (22)$$

The periodicity of the fluctuation field, Eq. (21) or (22), satisfies ad hoc the kinematic micro-macro relation (7) for the strain, but not Eq. (8) for the micro-displacements. Thus, Eqs. (8) and (22) have to be imposed as global constraints at the micro-scale [9]. For a hyper-elastic material with strain-energy density $\mathcal{W}(\varepsilon_{ij})$, the corresponding Lagrangian thus reads

$$\begin{aligned} \mathcal{L} = \langle \mathcal{W} \rangle - \frac{1}{\Delta V} \int_{\partial\Delta V^+} \lambda_i(y_p^+) \left[u_i(y_k^+) - u_i(y_k^-) - E_{ij} (y_j^+ - y_j^-) \right. \\ \left. - \frac{1}{2G} \left(2\Phi_{i(jk)} - \Phi_{kji} + \frac{1}{n+2} \Phi_{mmi} \delta_{jk} \right) (y_j^+ y_k^+ - y_j^- y_k^-) \right] dS \\ + \lambda_{ijk} \left[\Phi_{ijk} - \frac{1}{\Delta V} \oint_{\partial\Delta V} u_{(i} n_{j)} y_k - \frac{1}{n+1} u_{(i} n_m) y_m \delta_{jk} - \frac{1}{n+1} u_{(j} n_m) y_m \delta_{ik} \right] dS. \end{aligned}$$

Therein, the first surface integral is taken over one half of the boundary $y_k^+ \in \partial\Delta V^+$ and the respective homologous points y_k^- have to be given as a function in terms of $y_k^+ \in \partial\Delta V^+$. Correspondingly, the field of scalar Lagrange multipliers λ_i is defined in terms of y_p^+ . The functional \mathcal{L} is to be optimized with respect to the microscopic displacement field $u_i(y_k)$ and to the Lagrange multipliers $\lambda_i(y_p^+)$ and λ_{ijk} . The corresponding stationarity conditions are the local equilibrium conditions $\sigma_{ij,i} = 0$ and $\sigma_{ij} = \sigma_{ji}$, as well as the enforced relations (8) and (22) and the boundary conditions

$$n_i \sigma_{ij} = \pm \lambda_j(y_k) + n_i \lambda_{ijk} y_k. \quad (23)$$

The plus sign $+\lambda_j(y_k)$ in the first term applies to points $y_k \in \partial\Delta V^+$, whereas the minus sign applies to respective homologous points y_k^- . Thus, the tractions at the boundary, Eq. (23), involve the anti-periodic part $\lambda_j(y_k)$ with an superimposed linear term with λ_{ijk} . Correspondingly, the classic case is recovered in absence of stress-gradients. For irreversible material behavior, the stationarity conditions are generalized to hold without existence of a Lagrangian function \mathcal{L} (principle of virtual power).

Inserting Eq. (23) to the kinetic micro-macro relations (18) and (19) yields

$$\Sigma_{ij} = \frac{1}{\Delta V} \int_{\partial\Delta V^+} (y_i^+ - y_i^-) \lambda_j(y_k^+) \, dS \quad (24)$$

$$\begin{aligned} R_{ijk} = & \lambda_{ijk} + \frac{1}{2\Delta V G} \int_{\partial\Delta V^+} 2\lambda_{(i} (y_j^+ y_k^+ - y_j^- y_k^-) - \lambda_k (y_i^+ y_j^+ - y_i^- y_j^-) \\ & + \frac{1}{n+2} \left(\lambda_k \delta_{ij} - 2 \frac{n+3}{n+1} \lambda_{(i} \delta_{j)k} \right) (y_m^+ y_m^+ - y_m^- y_m^-) \, dS \end{aligned} \quad (25)$$

These terms coincide with the coefficients of \dot{E}_{ij} and $\dot{\Phi}_{ijk}$ when evaluating the left-hand side of the generalized Hill-Mandel condition (5), so that the latter is satisfied.

3. Homogenization of an elastic porous medium

A circular (or spherical) volume element as shown in Figure 4 can be used as approximation to a material with a regular hexagonal arrangement of pores. The circular volume element has firstly the advantage, that this geometry does not possess preferred directions.

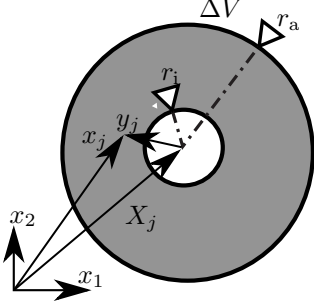
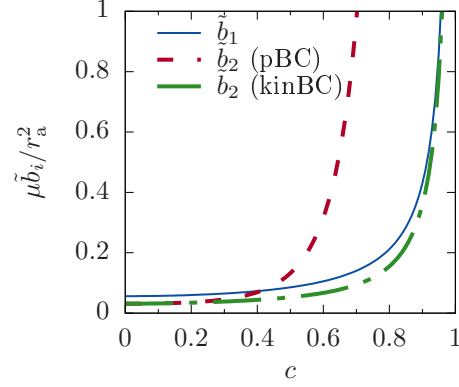


Figure 4: Circular volume element with pore


 Figure 5: Dependence of stress-gradient compliance moduli on porosity and type (periodic “pBC” or kinematic “kinBC”) of boundary conditions ($\nu = 0.3$)

Consequently, isotropic behavior of the microscopic constituents will result in an isotropic homogenized behavior. Secondly, certain analytical solutions can be found for this simple geometry. That is why, this geometry has been used within numerous studies on fundamental aspects of homogenization, e. g. [6, 9, 16].

In the present study, the effective properties of the stress-gradient continuum shall be computed for linear elastic behavior $\sigma_{ij} = \lambda \delta_{ij} \varepsilon_{kk} + 2\mu \varepsilon_{ij}$ of the matrix material $r_i \leq |y_i| \leq r_a$ using periodic boundary conditions. For the circular volume element, the homologous points are located opposite to each other $y_i^- = -y_i^+$ with respect to the center of the volume element. Thus, Eq. (25) reduces to $R_{ijk} = \lambda_{ijk}$. Effectively, this means that the problem (23) can be interpreted as superposition of static boundary conditions for the stress-gradient terms with the conventional periodic conditions for classical behavior, i. e., for the effective Lamé’s constants $\lambda^{(\text{eff})}$ and $\mu^{(\text{eff})}$ in a relation

$$\Sigma_{ij} = \lambda^{(\text{eff})} \delta_{ij} E_{kk} + 2\mu^{(\text{eff})} E_{ij}. \quad (26)$$

The solution for $\lambda^{(\text{eff})}$ and $\mu^{(\text{eff})}$ is well-known. It remains to address the non-classical terms.

In the plane case, the stress gradient tensor has four independent components $R_{111} = -R_{122} = -R_{212}$, R_{221} , $R_{222} = -R_{211} = -R_{121}$, R_{112} , and so does have the tensor of micro-displacements Φ_{ijk} [5].

Favorably, the circular volume element is treated in polar coordinates r, φ . In particular, the part of the boundary condition (23), which is related to the stress gradient, reads

$$\sigma_{rr}(r_a) = \frac{r_a}{4} [-(R_{221} - 3R_{111}) \cos(3\varphi) + (R_{111} + R_{221}) \cos(\varphi) + (R_{112} + R_{222}) \sin(\varphi) + (R_{112} - 3R_{222}) \sin(3\varphi)] \quad (27)$$

$$\sigma_{r\varphi}(r_a) = \frac{r_a}{4} [(R_{221} - 3R_{111}) \sin(3\varphi) + (R_{111} + R_{221}) \sin(\varphi) - (R_{112} + R_{222}) \cos(\varphi) + (R_{112} - 3R_{222}) \cos(3\varphi)] \quad (28)$$

The problem can be solved with an ansatz for the Airy stress function $F(r, \varphi)$, which involves respective terms of the Mitchell series:

$$F = [(R_{111} + R_{221}) \cos(\varphi) + (R_{112} + R_{222}) \sin(\varphi)] \left(A_1 r^3 + \frac{A_2}{r} \right) + [(R_{221} - 3R_{111}) \cos(3\varphi) - \sin(3\varphi)(R_{112} - 3R_{222})] \left(A_3 r^5 + \frac{A_4}{r} + A_5 r^3 + \frac{A_6}{r^3} \right). \quad (29)$$

The coefficients A_1 to A_6 can be determined from boundary conditions (27) and (28), and the trivial natural boundary condition $\sigma_{rr}(r_i) = \sigma_{r\varphi}(r_i) = 0$ at the surface of the pore. Instead of evaluating the kinematic micro-macro relation (8), the corresponding micro-displacements can be computed equivalently by Castigliano's method. For this purpose, the complementary strain energy is computed as

$$\bar{W}^* = \left\langle \frac{1}{4\mu} (\sigma_{ij}\sigma_{ij} - \nu\sigma_{kk}^2) \right\rangle = \frac{\tilde{b}_1}{2} [(R_{111} + R_{221})^2 + (R_{112} + R_{222})^2] + \frac{\tilde{b}_2}{2} [(R_{221} - 3R_{111})^2 + (R_{112} - 3R_{222})^2] \quad (30)$$

with

$$\tilde{b}_1 = \frac{r_a^2}{32\mu} \frac{3 - 4\nu + c^2}{1 - c^2}, \quad \tilde{b}_2 = \frac{r_a^2}{32\mu} \frac{1 + c + 9c^3 - 7c^2 + (3 - 4\nu)(1 + c)(1 + c^2)c^2}{(1 + 4c + c^2)(1 - c)^3} \quad (31)$$

for the plane strain case. Therein, $c = r_i^2/r_a^2$ refers to the porosity of the material. The procedure can be performed analogously for kinematic boundary conditions as described in the appendix. The resulting compliance moduli are plotted in Figure 5. Plausibly, their value tends to infinity as c tends to 1. The same \tilde{b}_1 is obtained for both types of boundary conditions. The values of \tilde{b}_2 coincide for homogeneous material $c = 0$, but for porous material $c > 0$ periodic boundary conditions yield more compliant behavior than kinematic boundary

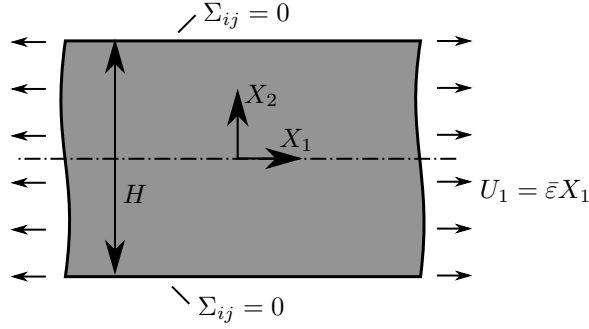


Figure 6: Tensile test with stress-gradient material

conditions. This behavior is known from classical homogenization. For the plane stress case, ν in Eq. 31 has to be replaced by $\nu/(1 + \nu)$.

Forest and Sab [5] wrote the non-classical linear-elastic constitutive relation of an isotropic and centro-symmetric material in compliance form in a Voigt-type notation as

$$\begin{pmatrix} 3\Phi_{111} \\ \Phi_{221} \end{pmatrix} = [\hat{B}] \cdot \begin{pmatrix} R_{111} \\ R_{221} \end{pmatrix}, \quad \begin{pmatrix} 3\Phi_{222} \\ \Phi_{112} \end{pmatrix} = [\hat{B}] \cdot \begin{pmatrix} R_{222} \\ R_{112} \end{pmatrix} \quad (32)$$

The factor 3 in front of Φ_{111} and Φ_{222} was introduced such that the Voigt-type column vectors are work-conjugate to each other. Correspondingly, $[\hat{B}]$ is a symmetric and positive definite compliance matrix. A comparison of Eq. 31 with Eq. (32) shows, that the compliance matrix for the stress gradients has to be identified as

$$[\hat{B}] = \begin{pmatrix} \tilde{b}_1 + 9\tilde{b}_2 & \tilde{b}_1 - 3\tilde{b}_2 \\ \tilde{b}_1 - 3\tilde{b}_2 & \tilde{b}_1 + \tilde{b}_2 \end{pmatrix}. \quad (33)$$

4. Uni-axial tension

4.1. Stress gradient theory

As an example, the predictions of the stress-gradient theory for uni-axial tension shall be investigated as sketched in Figure 6. The stress-gradient theory requires extended boundary conditions in form of a second order tensor, cf. [5]. Here, the trivial natural boundary condition

$$\Sigma_{ij}(X_2 = \pm H/2) = 0 \quad (34)$$

is prescribed at the lateral free surfaces. Consequently, a state of constant stress $\Sigma_{11} = \text{const.}$ is *not* a solution to the uni-axial tension problem since it would violate the boundary condition (34), in contrast to classical Cauchy continuum theory or even (first order) micro-morphic or strain-gradient theories.

For a sufficiently long specimen, the stress state depends only on X_2 and the only non-vanishing components of stress and its gradient are $\Sigma_{11}(X_2)$ and $R_{112}(X_2)$, respectively. Inserting the latter to the constitutive relation (32) yields $\Phi_{222} = 1/3\hat{B}_{12}R_{112}$ and $\Phi_{112} = \hat{B}_{22}R_{112}$. Correspondingly, the components of the strain tensor, Eq. (13), are

$$E_{11} = U_{1,1} + \Phi_{112,2}, \quad E_{22} = U_{2,2} + \Phi_{222,2}. \quad (35)$$

Therein, $U_{1,1}$ equals the applied strain $\bar{\varepsilon}$. Furthermore, the constitutive relation (26) between Σ_{11} and strains E_{11} and E_{22} is required. Favorably, it is used in compliance form $E_{11} = \Sigma_{11}/Y^{(\text{eff})}$, wherein $Y^{(\text{eff})}$ refers to (macroscopic) Young's modulus. Together with the constitutive law for Φ_{112} , Eq. (35)₁ yields the ODE

$$\Sigma_{11} - Y^{(\text{eff})}\hat{B}_{22}\Sigma_{11,2} = Y^{(\text{eff})}\bar{\varepsilon}, \quad (36)$$

whose coefficient introduces the intrinsic length $\ell = \sqrt{Y^{(\text{eff})}\hat{B}_{22}}$. Under boundary conditions (34), the solution is

$$\Sigma_{11} = Y^{(\text{eff})}\bar{\varepsilon} \left[1 - \frac{\cosh\left(\frac{X_2}{\ell}\right)}{\cosh\left(\frac{H}{2\ell}\right)} \right] \quad (37)$$

as plotted in Figure 7a for some parameter sets. Subsequently, Eq. (35)₂ could be solved for the lateral displacements $U_2(X_2)$. Finally, the strain energy within a single cross section $X_1 = \text{const}$ is computed as

$$\frac{1}{2} \int_{-H/2}^{H/2} \Sigma_{11}E_{11} + R_{112}\Phi_{112}dX_2 = \frac{1}{2}\bar{\varepsilon}^2 H \underbrace{Y^{(\text{eff})} \left[1 - \frac{2\ell}{H} \tanh\left(\frac{H}{2\ell}\right) \right]}_{=: Y_{\text{app}}}, \quad (38)$$

from which the apparent Young's modulus Y_{app} of the specimen can be extracted. The square bracket in Eq. (38) reflects the size effect. Figure 7b shows that the apparent Young's modulus of smaller samples is smaller than that of sufficiently large samples. Such negative

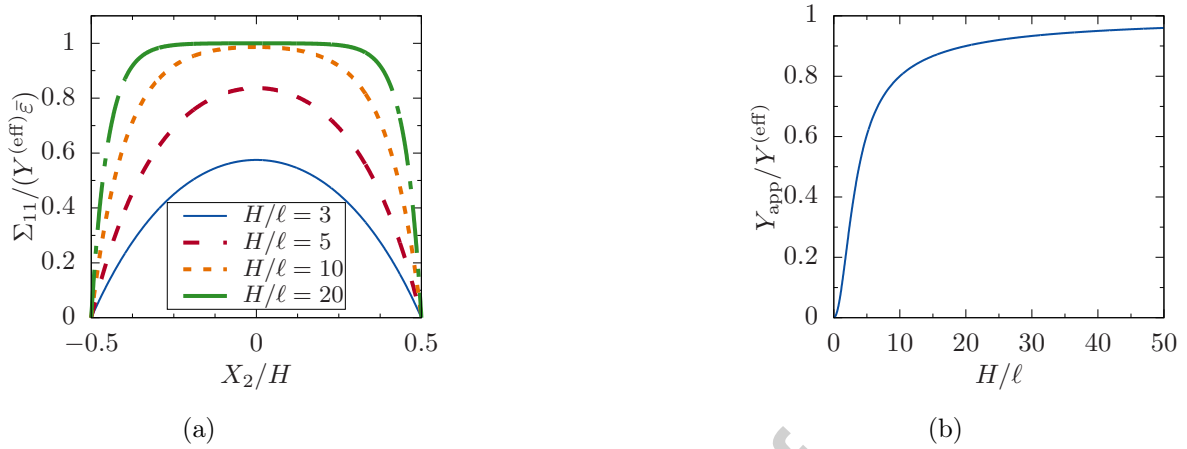


Figure 7: Stress-gradient medium under uni-axial tension: (a) stresses over cross section, (b) size effect in apparent Young's modulus

size effects have already been observed for the stress-gradient continuum under different loading conditions [20].

The size effect depends on the single intrinsic length ℓ only. The predicted values of this intrinsic length from the homogenization in Section 3 are depicted in Figure 8. Thereby, the required effective value of Young's modulus $Y^{(\text{eff})}$ from [9] has been used to compute ℓ . The figure shows firstly that Poisson's ratio ν of the matrix material has a very weak influence on ℓ . Secondly, the intrinsic length has an approximately constant and small value $\ell \approx 0.5r_a$ for small porosities $c \lesssim 0.6$. For larger values of c , the value of ℓ increases strongly and even tends to infinity as c goes to one. This behavior is attributed to the fact that the classical properties like $Y^{(\text{eff})}$ tend to zero as $1 - c$, whereas the stress gradient compliance, Eq. (31), has a $(1 - c)^3$ singularity. Furthermore, Figure 8 shows that the predicted size effect does not vanish completely for homogeneous material $c = 0$. Though, this was neither the case for the strain-gradient theory [6, 12, 16].

4.2. Comparison with experiments and direct numerical simulations

It is known that foam materials exhibit size effects when the specimen size becomes comparable to the cell size of the foam. In particular, negative size effects under uni-axial loading have been observed in experiments with foams [2] and direct numerical simulations

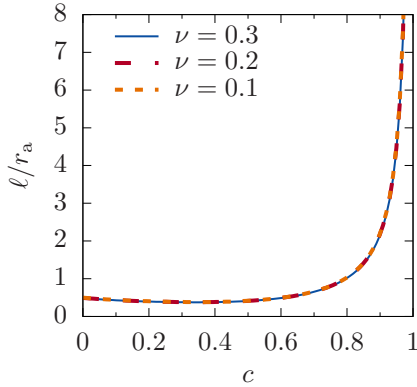


Figure 8: Intrinsic length of stress-gradient theory from homogenization (plane stress)

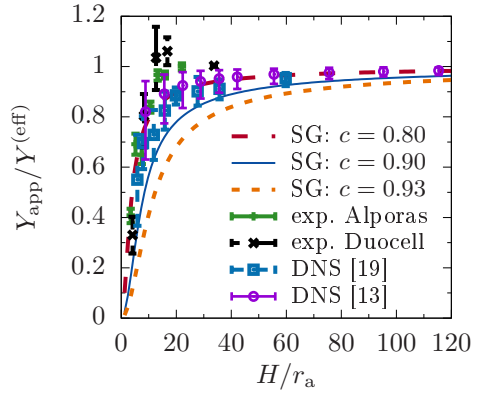


Figure 9: Predictions of stress-gradient theory in comparison with experimental results [2] and beam models [19] of foams ($\nu = 0$)

with discretely resolved strut structure [13, 19]. The observed negative size effect was attributed to a surface layer of incomplete cells which do not carry any load [2, 17, 21]. This surface layer can be seen as physical explanation of the boundary condition (34) for the stress-gradient theory in the previous section. It was shown that the stress-gradient theory can describe the negative size effect *qualitatively*. The subsequent question is whether the present homogenization approach allows *quantitative* predictions of this size effect. Figure 9 compares the experimental results of Andrews et al. [2] and the direct numerical simulations (DNS) of Tekoğlu et al. [19] and Liebenstein et al. [13] with the predictions of the present homogenization theory. Andrews et al. [2] investigated two materials (“Alporas”, “Duocell”). Tekoğlu et al. [19] modeled these foams by plane, Voronoi-tesselated beam networks. They specified a “cell size d ”, which is taken here as $d \approx 2r_a$. Liebenstein et al. [13] investigated honeycomb structures for which r_a is identified with the radius of a circle of equal area. The relative density of the foams was specified to be 7–10%, corresponding to a porosity of $c = 0.90 \dots 0.93$. Figure 9 shows that the trend of the experimental data and direct numerical simulations is captured quite well by the present homogenized stress-gradient theory (“SG”).

However, the absolute size effect is slightly overestimated by the homogenized theory if the actual porosity is used. Rather, the average of experimental results and direct numerical

simulations comply best with the predictions of the present stress-gradient approach for $c \approx 0.80$. This deviations might be attributed to the simple representation of the pores by circles. Further studies are required on the effect of the topology of foam micro-structures on size effects during elastic and inelastic deformations.

5. Summary and conclusions

The stress-gradient theory requires a constitutive relation between the tensor of micro-displacements Φ_{ijk} and the stress gradient R_{ijk} . In the present contribution, a homogenization framework was developed to identify this constitutive relation from the microstructure of a material. For this purpose, the static boundary conditions of classical homogenization have been interpreted as a Taylor series, whose subsequent term involves the stress gradient. A condition of macro-homogeneity (generalized Hill-Mandel condition) yields a kinematic micro-macro relation for Φ_{ijk} . It turned out that Φ_{ijk} can be identified with the deviatoric part of the first moment of the microscopic strain field. Based on the kinematic micro-macro relations, kinematic boundary conditions for the micro-scale have been identified, where the micro-displacements Φ_{ijk} appear as coefficients of the non-classical quadratic term. Furthermore, generalized periodic boundary conditions have been formulated. The proposed homogenization framework with generalized boundary conditions at the micro-scale and micro-macro relations for all involved kinematic and kinematic quantities allows to use linear or nonlinear constitutive relations at the micro-scale. It is thus well-suited for numerical implementations like FE².

The homogenization procedure was employed to compute the stress-gradient parameters of an elastic material with pores. These parameters were used to predict the negative size effect of foam materials under uni-axial loading. A comparison with respective experiments and direct numerical simulations from literature exhibited a reasonable agreement.

It shall be mentioned that similar non-classical terms in static or kinematic boundary conditions appear in homogenization approaches towards strain-gradient or (first order) micromorphic theories [6, 8]. The latter theories predict positive size effects, in contrast to

the stress-gradient theory. This means that the choice of the generalized continuum theory to be used at the macro-scale, is an important constitutive assumption itself.

Acknowledgments

The financial support by the Deutsche Forschungsgemeinschaft (DFG) under contract HU 2279/2-1 (GH) is gratefully acknowledged.

References

- [1] Aifantis, E., 2003. Update on a class of gradient theories. *Mech. Mater.* 35 (3–6), 259–280.
- [2] Andrews, E. W., Gioux, G., Onck, P., Gibson, L. J., 2001. Size effects in ductile cellular solids. part ii: experimental results. *Int. J. Mech. Sci.* 43 (3), 701–713.
- [3] Eringen, A. C., Suhubi, E. S., 1964. Nonlinear theory of simple micro-elastic solids–i. *Int. J. Eng. Sci.* 2 (2), 189–203.
- [4] Forest, S., Sab, K., 1998. Cosserat overall modeling of heterogeneous materials. *Mech. Res. Commun.* 25 (4), 449–454.
- [5] Forest, S., Sab, K., 2012. Stress gradient continuum theory. *Mech. Res. Commun.* 40, 16–25.
- [6] Gologanu, M., Leblond, J. B., Perrin, G., Devaux, J., 1997. Recent extensions of Gurson’s model for porous ductile metals – part II: A Gurson-like model including the effect of strong gradients of the macroscopic field. In: Suquet, P. (Ed.), *Continuum micromechanics*. No. 377 in *CISM Courses And Lectures*. Springer-Verlag, pp. 97–130.
- [7] Hill, R., 1963. Elastic properties of reinforced solids: Some theoretical principles. *J. Mech. Phys. Solids* 11 (5), 357–372.
- [8] Hütter, G., 2017. Homogenization of a Cauchy continuum towards a micromorphic continuum. *J. Mech. Phys. Solids* 99, 394–408.
- [9] Hütter, G., 2019. On the micro-macro relation for the microdeformation for the homogenization of heterogeneous materials towards micromorphic and micropolar continua. *J. Mech. Phys. Solids* 127, 62–79.
- [10] Jänicke, R., Steeb, H., 2012. Minimal loading conditions for higher order numerical homogenisation schemes. *Arch. Appl. Mech.* 82 (8), 1075–1088.
- [11] Kouznetsova, V., Geers, M. G. D., Brekelmans, W. A. M., 2002. Multi-scale constitutive modelling of heterogeneous materials with a gradient-enhanced computational homogenization scheme. *Int. J. Numer. Meth. Engng.* 54 (8), 1235–1260.

- [12] Kouznetsova, V. G., Geers, M., Brekelmans, W. A. M., 2004. Size of a representative volume element in a second-order computational homogenization framework. *Int. J. Multiscale Comput. Eng.* 2 (4).
- [13] Liebenstein, S., Sandfeld, S., Zaiser, M., 2018. Size and disorder effects in elasticity of cellular structures: From discrete models to continuum representations. *Int. J. Solids Struct.* 146, 97–116.
- [14] Maugin, G. A., 2011. A historical perspective of generalized continuum mechanics. In: Altenbach, H., Maugin, G. A., Erofeev, V. (Eds.), *Advanced Structured Materials*. Vol. 7. Springer Berlin Heidelberg, pp. 3–19.
- [15] Mindlin, R. D., 1964. Micro-structure in linear elasticity. *Arch. Ration. Mech. An.* 16 (1), 51–78.
- [16] Mühlich, U., Zybelle, L., Kuna, M., 2012. Estimation of material properties for linear elastic strain gradient effective media. *Eur. J. Mech. A-Solid.* 31 (1), 117–130.
- [17] Rueger, Z., Lakes, R. S., 2018. Experimental study of elastic constants of a dense foam with weak Cosserat coupling. *J. Elasticity.*, in press.
- [18] Sab, K., Legoll, F., Forest, S., 2016. Stress gradient elasticity theory: Existence and uniqueness of solution. *J. Elasticity.* 123 (2), 179–201.
- [19] Tekoğlu, C., Gibson, L., Pardoan, T., Onck, P., 2011. Size effects in foams: Experiments and modeling. *Prog. Mater. Sci.* 56 (2), 109–138.
- [20] Tran, V. P., Brisard, S., Guilleminot, J., Sab, K., 2018. Mori-Tanaka estimates of the effective elastic properties of stress-gradient composites. *Int. J. Solids Struct.* 146, 55–68.
- [21] Wheel, M. A., Frame, J. C., Riches, P. E., 2015. Is smaller always stiffer? On size effects in supposedly generalised continua. *Int. J. Solids Struct.* 67-68, 84–92.

Appendix A. Solution for kinematic higher-order boundary conditions

For the circular volume element, kinematic BCs (17) read

$$u_r(r_a) = \frac{1}{2}(3\Phi_{111} - \Phi_{221}) \cos(3\varphi) + (\Phi_{111} + \Phi_{221}) \cos(\varphi) + (\Phi_{112} + \Phi_{222}) \sin(\varphi) + \frac{1}{2}(\Phi_{112} - 3\Phi_{222}) \sin(3\varphi) \quad (\text{A.1})$$

$$u_\varphi(r_a) = -\frac{1}{2}(3\Phi_{111} - \Phi_{221}) \sin(3\varphi) + 2(\Phi_{111} + \Phi_{221}) \sin(\varphi) - 2(\Phi_{112} + \Phi_{222}) \cos(\varphi) + \frac{1}{2}(\Phi_{112} - 3\Phi_{222}) \cos(3\varphi) \quad (\text{A.2})$$

The problem can be solved with an Airy ansatz analogous to Eq. (29)

$$\begin{aligned}
 F = & 2\mu [(\Phi_{111} + \Phi_{221}) \cos(\varphi) + (\Phi_{112} + \Phi_{222}) \sin(\varphi)] \left(A_1 r^3 + \frac{A_2}{r} \right) \\
 & + 2\mu [(\Phi_{221} - 3\Phi_{111}) \cos(3\varphi) - \sin(3\varphi)(\Phi_{112} - 3\Phi_{222})] \left(A_3 r^5 + \frac{A_4}{r} + A_5 r^3 + \frac{A_6}{r^3} \right).
 \end{aligned} \tag{A.3}$$

Finally, a macroscopic strain-energy density of

$$\overline{\mathcal{W}}^* = \frac{\tilde{a}_{1\text{kBC}}}{2} [(\Phi_{111} + \Phi_{221})^2 + (\Phi_{112} + \Phi_{222})^2] + \frac{\tilde{a}_{2\text{kBC}}}{2} [(\Phi_{221} - 3\Phi_{111})^2 + (\Phi_{112} - 3\Phi_{222})^2] \tag{A.4}$$

is obtained for the plane strain case with

$$\tilde{a}_{1\text{kBC}} = \frac{18\mu}{r_a^2} \frac{1 - c^2}{3 - 4\nu + c^2}, \quad \tilde{a}_{2\text{kBC}} = \frac{2\mu}{r_a^2} \frac{(1 - c) [(3 - 4\nu)(1 + c) + 8c^2 - 8c^3 + c^4 + c^5]}{(1 + c^6)(3 - 4\nu) + 16c^2\nu^2 - 24c^2\nu + 17c^2 - 16c^3 + 9c^4}. \tag{A.5}$$

The respective independent components R_{111} , R_{221} , R_{222} , R_{112} of the stress gradient are derived by differentiation by respective work conjugate quantities $3\Phi_{111}$, Φ_{221} , $3\Phi_{222}$, Φ_{112} , finally yielding a stiffness matrix

$$[\hat{A}] = \begin{pmatrix} \frac{\tilde{a}_{1\text{kBC}}}{9} + \tilde{a}_{2\text{kBC}} & \frac{\tilde{a}_{1\text{kBC}}}{3} - \tilde{a}_{2\text{kBC}} \\ \frac{\tilde{a}_{1\text{kBC}}}{3} - \tilde{a}_{2\text{kBC}} & \tilde{a}_{1\text{kBC}} + \tilde{a}_{2\text{kBC}} \end{pmatrix}. \tag{A.6}$$

as inverse $[\hat{A}] = [\hat{B}]^{-1}$ to the compliance matrix in Eq. (32). A comparison with Eq. (33) shows that stiffness and compliance coefficients are related by

$$\tilde{b}_1 = \frac{9}{16\tilde{a}_1}, \quad \tilde{b}_2 = \frac{1}{16\tilde{a}_2}. \tag{A.7}$$

Declaration of Competing Interest

The authors declare that they have no known competing financial interests or personal relationships that could have appeared to influence the work reported in this paper.

Journal Pre-proof

Credit Author Statement

Geralf Hütter: Funding acquisition, Investigation, Writing - original draft Samuel Forest: Resources, Supervision, Writing - review & editing Karam Sab: Supervision, Writing - review & editing

Journal Pre-proof