



HAL
open science

Relation between hardness of multilayered (Ti,Al)N based coatings and periods of their stacking

Mehdi Zaoui, Alexandre Bourceret, Yves Gaillard, Sylvain Giljean, Christophe Rousselot, Marie Pac, Fabrice Richard

► **To cite this version:**

Mehdi Zaoui, Alexandre Bourceret, Yves Gaillard, Sylvain Giljean, Christophe Rousselot, et al.. Relation between hardness of multilayered (Ti,Al)N based coatings and periods of their stacking. 14th International Conference on Local Mechanical Properties, Nov 2019, Prague, Czech Republic. <hal-02472666>

HAL Id: hal-02472666

<https://hal.science/hal-02472666v1>

Submitted on 10 Feb 2020

HAL is a multi-disciplinary open access archive for the deposit and dissemination of scientific research documents, whether they are published or not. The documents may come from teaching and research institutions in France or abroad, or from public or private research centers.

L'archive ouverte pluridisciplinaire **HAL**, est destinée au dépôt et à la diffusion de documents scientifiques de niveau recherche, publiés ou non, émanant des établissements d'enseignement et de recherche français ou étrangers, des laboratoires publics ou privés.



HAL Authorization

RELATION BETWEEN HARDNESS OF MULTILAYERED (Ti, Al)N BASED COATINGS AND PERIODS OF THEIR STACKING

ZAOUI Mehdi^{a,b}, BOURCERET Alexandre^a, GAILLARD Yves^a, GILJEAN Sylvain^{c,*}, ROUSSELOT Christophe^a, PAC Marie-José^c and RICHARD Fabrice^a

^a *Université Bourgogne Franche-Comté, Institut FEMTO-ST, CNRS/UFC/ENSMM/UTBM, 25000 Besançon, France*

^b *IRT M2P, 57070 METZ, France*

^c *Université de Haute Alsace, LPMT, 68093 Mulhouse, France*

* corresponding author: sylvain.giljean@uha.fr

ABSTRACT. This study aims to model, by using a finite element method, the relationship between the hardness and the period Λ of metal/nitride multilayer coatings $(\text{Ti}_{0.54}\text{Al}_{0.46}/\text{Ti}_{0.54}\text{Al}_{0.46}\text{N})_n$ in order to understand the increase of the hardness at the low periods [1] and then optimise the multilayer coating architecture to obtain the best mechanical properties.

A 2D axisymmetric finite element model of the Berkovich nanoindentation test was developed. The coating was designed as a stacking of $\text{Ti}_{0.54}\text{Al}_{0.46}$ and $\text{Ti}_{0.54}\text{Al}_{0.46}\text{N}$ nanolayers with, in the first hypothesis, equal thickness and perfect interface. The elastoplastic behaviours of the metal and nitride layers were identified by Berkovich nanoindentation experiments and inverse analysis on thick monolayer samples. The indentation curves (P-h) obtained by this model depend on the period Λ of the stacking.

Simulated (P-h) curves were compared with experimental data on 2 μm thick films with different periods Λ ranging from 10 to 50 nm deposited by RF magnetron sputtering using reactive gas pulsing process (RGPP). The model forecasts are very consistent with the experience for the largest period but the model does not reproduce the hardness increase at the lowest periods.

The $\Lambda = 10$ nm coating was analysed by electron energy loss spectroscopy (EELS) on a transmission electron microscope. Results show intermixture of the layers with the presence of nitrogen atoms in the metal layer over a few nanometers [1]. It was concluded that the metal/ceramic interface plays an important role at low periods. The addition in the model of a transition layer in the metal/nitride stacking, with an elastoplastic metal/ceramic medium behaviour, allows to reproduce the nanoindentation experimental curves. The thickness of this transition layer deduced from model updating method is in very good agreement with EELS observations.

KEYWORDS: nanoindentation, finite element method, TiAl/TiAlN multilayer films, hardness, indentation modulus.

1 INTRODUCTION

Titanium and aluminium nitrides (TiAl)N coatings are extensively used in the industry since many years for their hardness, toughness and wear and oxidation resistances [2, 3]. It has been shown that the indentation modulus and the hardness of $\text{Ti}_{1-x}\text{Al}_x\text{N}$ coatings depend on the aluminium content and that the optimal properties are obtained when the maximum Al content is substituted for Ti in face centred cubic structure close to $x = 0.46$ [1, 4]. One way to improve the hardness of that kind of coatings consists in depositing multilayer films.

In this study, multilayer coatings are studied and consist in metal/ceramic stacking with alternative deposition of $\text{Ti}_{0.54}\text{Al}_{0.46}$ and $\text{Ti}_{0.54}\text{Al}_{0.46}\text{N}$ nanolayers with three different periods of the bilayer metal/ceramic $\Lambda = 50, 16, 10$ nm. In order to facilitate the reading of the paper, $\text{Ti}_{0.54}\text{Al}_{0.46}$ and $\text{Ti}_{0.54}\text{Al}_{0.46}\text{N}$ are respectively written as TiAl and TiAlN. The main objective of the paper is to study the relationship between hardness of as-design multilayer films and periods of their stacking

to understand the elastoplastic phenomenons that are involved in the hardness increasing experimentally observed at the lowest periods [1].

A 2D axisymmetric model of the Berkovich nanoindentation is developed. Then a method to identify the elastoplastic mechanical properties of the monolayer TiAl and TiAlN is proposed. The results are introduced in a multilayer stacking model that allows to obtain the indentation curves ($P-h$) as a function of the period Λ . As a first hypothesis the interface between TiAl and TiAlN layers is considered as perfect without thickness. Then a transition layer is added and allows to reproduce the experimental indentation curves.

2 MATERIALS AND METHODS

TiAl and TiAlN monolayer thin films were deposited onto silicon (100) wafer by RF magnetron sputtering using one sintered titanium/aluminium 66/33 at.% alloy target as described elsewhere [4]. (TiAl/TiAlN)_n multilayer films with different periods were deposited using Reactive Gas Pulsing Process (RGPP) [5] with a controlled pulsing flow rate of the nitrogen reactive gas as described elsewhere [1]. Finally, the samples considered in this paper are summarised in Table 1.

TABLE 1. Sample characteristics

Sample	Period Λ (nm)	Thickness e_p (μm)
TiAl	/	3.0
TiAlN	/	3.0
(TiAl/TiAlN) _n	50	2.0
	16	2.0
	10	1.8

Nano-indentation tests were performed using an Ultra Nano-indentation Hardness Tester provided by Anton Paar. Experiments were conducted using a Berkovich tip and the multicycle procedure in load control up to 8 mN [1, 4].

A 2D axisymmetric finite element model of the Berkovich nanoindentation test was developed with the ANSYS finite element software as described on Figure 1. An implicit method with non-linear geometric formulation has been used with higher order 2D elements. A deformable indenter, with isotropic linear elastic law, was modelled with a half contact angle of $70,3^\circ$ and a tip radius to fit the experimental tip defects. A friction coefficient of 0.1 was imposed at the contact between the indenter and the film. The mesh density has been refined in order to the smallest elements are localised in the contact region. The film can be either monolayer TiAl or TiAlN or multilayer (TiAl/TiAlN)_n. For the monolayer TiAl and TiAlN, isotropic elastoplastic behaviour laws were considered with linear hardening. Elastic properties were obtained from experimental nanoindentation and plastic properties were estimated using finite element model updating.

The approach used to extract the constitutive parameters of plastic law of TiAl and TiAlN consists in an optimisation problem; the objective of which is to minimise a cost function ω by using an algorithm based on the Levenberg-Marquardt [6, 7] method using the MIC2M software [8]:

$$\hat{\boldsymbol{\theta}} = \underset{\boldsymbol{\theta}}{\operatorname{argmin}} \omega(P(t; \boldsymbol{\theta}), P^{exp}(t)) \quad (1)$$

where $\hat{\boldsymbol{\theta}}$ is the vector of the unknown parameters and ω the cost function i.e., the gap between $P^{exp}(t)$ the experimental data and $P(t; \boldsymbol{\theta})$ the numerical results. Then the cost function can be defined as:

$$\omega(\boldsymbol{\theta}) = \frac{1}{2T} \sum_{k=1}^T \left(\frac{P_k(\boldsymbol{\theta}) - P_k^{exp}}{P_{max}^{exp}} \right)^2 \quad (2)$$

where T is the number of acquisition times of the load $P_k(\boldsymbol{\theta}) = P(t_k; \boldsymbol{\theta})$ and P_{max}^{exp} the maximum value of the experimental indentation load.

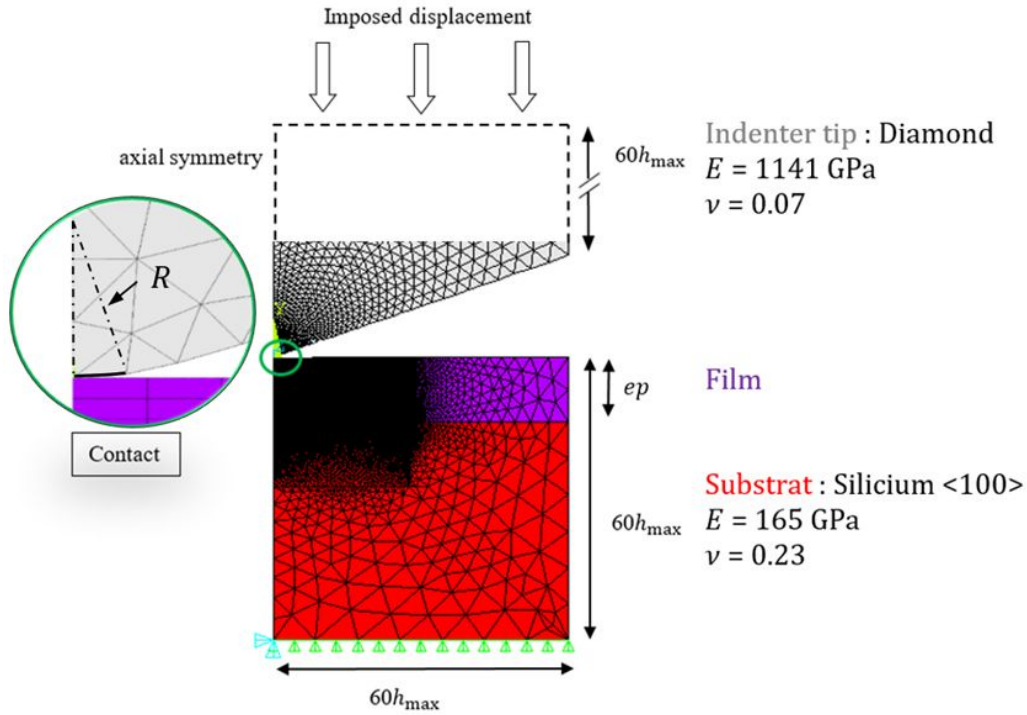


FIGURE 1. Description of the 2D axisymmetric finite element indentation model.

3 RESULTS AND DISCUSSION

3.1 Mechanical properties of TiAl and TiAlN monolayers

All the experimental data of the indentation tests performed on the TiAl and TiAlN monolayer films have already been published elsewhere [1, 4]. Hardness and indentation modulus values of the metal TiAl are significantly lower than the ones of nitride TiAlN. By postulating the Poisson's ratio as known, the elastic properties of the monolayer films can be deduced from the experimental data. Then, plastic parameters were numerically deduced from the optimisation approach described in method section. Results are presented in Table 2. The comparison of the experimental and model indentation load curves are plotted in Figure 2 and show a good agreement.

TABLE 2. Elastoplastic parameters of the metal TiAl and the nitride TiAlN.

	Young Modulus (GPa)	Poisson ratio	Yield stress (GPa)	Linear hardening (GPa)
TiAl	199	0.25	0.88	56.6
TiAlN	417	0.21	5.70	405.0

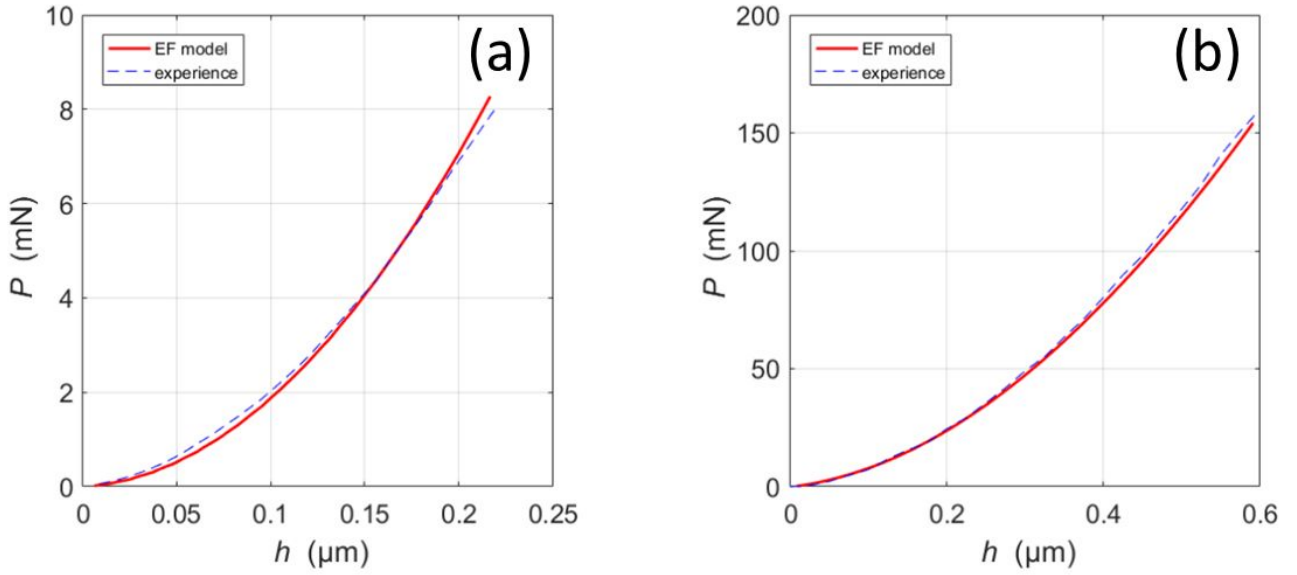


FIGURE 2. Loading indentation curves (P-h) of (a) TiAl and (b) TiAlN monolayers.

3.2 Simulation of $(\text{TiAl}/\text{TiAlN})_n$ multilayer films with perfect interfaces

All the experimental data of the indentation tests performed on the multilayer $(\text{TiAl}/\text{TiAlN})_n$ films have already been published elsewhere [1]. Interesting observation is that both the hardness and the elastic modulus of the multilayer films follow a Hall and Petch law as the values linearly increase as a function of $1/\sqrt{\Lambda}$.

In a first approach, the multilayer film was modelled as a stacking of nanolayers of TiAl and TiAlN with a perfect interface without thickness as showed in figure 3.a. The model was set for each stacking period $\Lambda = 10, 16$ and 50 nm. A convergence study was carried out with 1, 2 or 3 elements in the thickness of the nanolayers. Since the relative variation of the load is less than 0.5%, only one element, with a $\Lambda/2$ size, was finally used in the thickness (Figure 3.a), in order to minimise the calculation time.

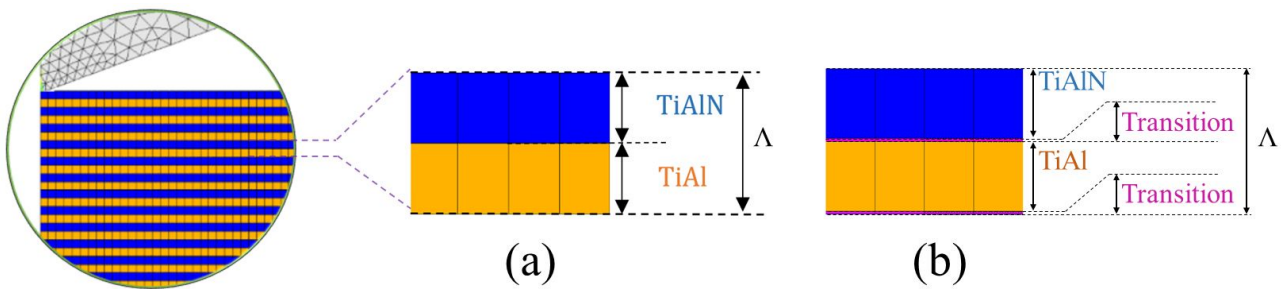


FIGURE 3. Modelisation of multilayer films, (a) with perfect interfaces (b) with a transition layer.

Results of the as simulated (P-h) curves are plotted on figure 4. For the largest period $\Lambda = 50$ nm, the model is in good agreement with the experience. Furthermore, the gap between the experimental curves and the simulated ones increases when the period decreases to become important for the smallest period. Therefore, the phenomenon that generates an increase in hardness when period decreases is not taken into account in the coating model without interfaces.

3.3 Simulation of $(\text{TiAl}/\text{TiAlN})_n$ multilayer films with a transition layer

In the stacking, between each nanolayer of TiAl and TiAlN, a transition layer was added (figure 3.b.). For this transition layer, an elastoplastic metal/ceramic medium behaviour was considered. Each elastoplastic parameter of the transition layer was assumed to be an average (mixture law 50/50) of the parameters of the TiAl and TiAlN nanolayers. The thickness of this transition layer

was optimised by minimising the gap between experimental and simulated data as previously described.

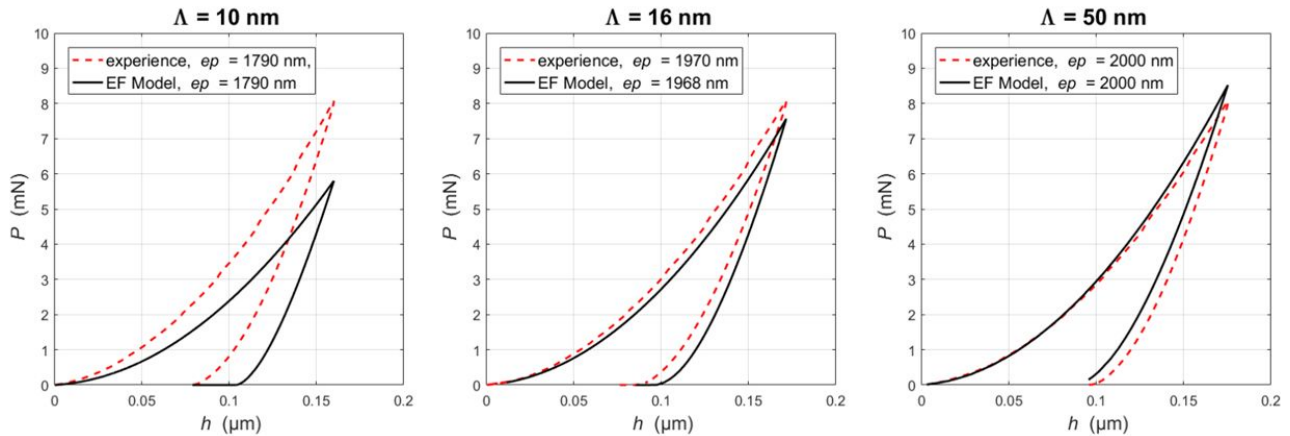


FIGURE 4. Comparison of the (P-h) experimental and simulated curves for $\Lambda = 10, 16$ and 50 nm with a perfect interface between TiAl and TiAlN nanolayers.

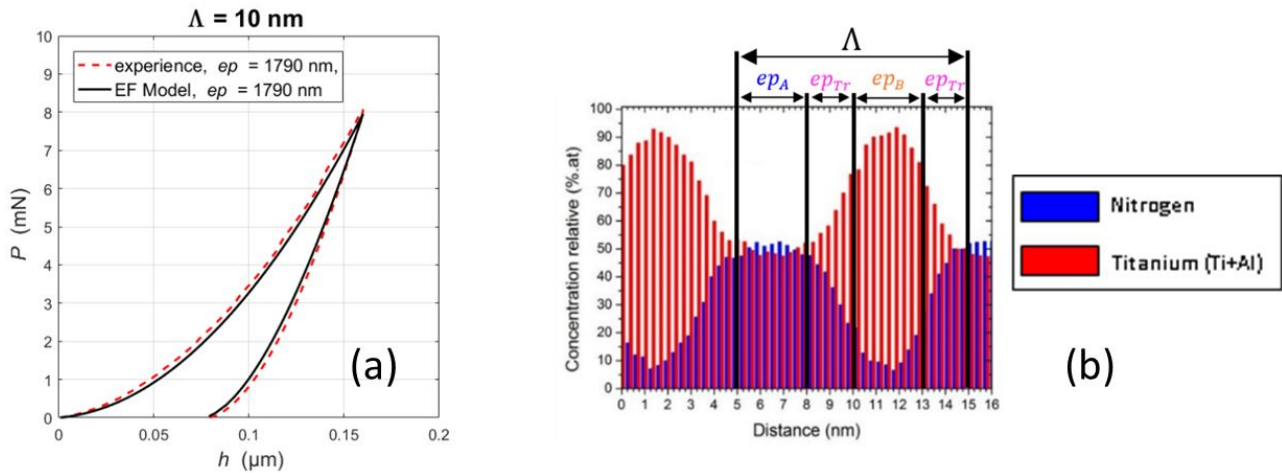


FIGURE 5. For $\Lambda = 10$ nm, (a) Comparison of the (P-h) experimental and simulated curves with a transition layer, (b) EELS results

Result of the simulate (P-h) curve with a transition layer is plotted on figure 5.a and show a good agreement between experimental and simulated curves for the lowest period. For $\Lambda = 10$ nm, the simulated thickness of the transition layer, $ep_{Tr} = 2.12$ nm, is close to the one of TiAl and TiAlN layers. This result is in very good agreement with the thickness of rough interfaces observed between TiAl and TiAlN layers specified by Electron Energy-Loss Spectroscopy (Figure 5.b).

4 CONCLUSION

The elastoplastic properties of $Ti_{0.54}Al_{0.46}$ metal and $Ti_{0.54}Al_{0.46}N$ ceramic monolayers were identified by comparison of Berkovich nanoindentation experimental data and 2D axisymmetric finite element simulations. The mechanical properties of the monolayers was input in a multilayer model to forecast the mechanical properties of $(Ti_{0.54}Al_{0.46}/Ti_{0.54}Al_{0.46}N)_n$ multilayer coatings, with various periods, designed by RF magnetron sputtering using RGPP technique. The multilayer model was considered, in first hypothesis, as a stacking of TiAlN and TiAl nanolayers with equal thickness and perfect interface. That model allows to reproduce the indentation curves of the highest 50 nm period films. To fit the experimental indentation curve at the lowest periods, a transition layer was introduced in the model between each metal/ceramic interface. Using an optimisation process of the model, this transition layer was found to be 2.12 nm thick for the lowest period $\Lambda = 10$ nm, which is in good agreement with the results of Electron Energy-Loss Spectroscopy experiments.

ACKNOWLEDGEMENT

This work was performed in the frame of the research project RESEM 2019, managed by the Institut de Recherche Technologique Matériaux Métallurgie Procédés (IRT M2P) and financially supported by the French program Plan d'Investissement d'Avenir (PIA).

REFERENCES

- [1] M.-J. Pac *et al.*, Investigation of Ti_{0.54}Al_{0.46}/Ti_{0.54}Al_{0.46}N multilayer films deposited by reactive gas pulsing process by nano-indentation and electron energy-loss spectroscopy. *Thin Solid Films* **634**:96-106, 2017. doi:10.1016/j.tsf.2017.05.015.
- [2] W. Münz, Titanium aluminum nitride films: A new alternative to TiN coatings. *J. Vac. Sci. Technol. A* **4**:2717-2725, 1986. doi:10.1116/1.573713.
- [3] S. PalDey et S. C. Deevi, Single layer and multilayer wear resistant coatings of (Ti,Al)N: a review. *Mater. Sci. Eng. A* **342**:58-79, 2003. doi:10.1016/S0921-5093(02)00259-9.
- [4] M.-J. Pac, S. Giljean, C. Rousselot, F. Richard, et P. Delobelle, Microstructural and elasto-plastic material parameters identification by inverse finite elements method of Ti(1-x)Al_xN (0. *Thin Solid Films* **569**:81-92, 2014. doi:10.1016/j.tsf.2014.07.037.
- [5] N. Martin et al., Procédé de pulvérisation réactive à signal de commande cyclique et dispositif correspondant, Patent Fr 2905124, 2008.
- [6] K. Levenberg, A method for the solution of certain non-linear problems in least squares. *Q. Appl. Math.* **2**:164-168, 1944.
- [7] D. Marquardt, An Algorithm for Least-Squares Estimation of Nonlinear Parameters. *J. Soc. Ind. Appl. Math.* **11**:431-441, 1963. doi:10.1137/0111030.
- [8] F. Richard, MIC2M Software: Modeling and Identification of the Mechanical Behavior of Materials. 2000. doi:http://mic2m.univ-fcomte.fr.