



HAL
open science

4'-(5-Methylfuran-2-yl)-2,2':6',2 -terpyridine: A New Ligand Obtained from a Biomass-Derived Aldehyde with Potential Application in Metal-Catalyzed Reactions

Jérôme Husson, Laurent Guyard

► To cite this version:

Jérôme Husson, Laurent Guyard. 4'-(5-Methylfuran-2-yl)-2,2':6',2 -terpyridine: A New Ligand Obtained from a Biomass-Derived Aldehyde with Potential Application in Metal-Catalyzed Reactions. Molbank, 2018, 2018 (4), pp.M1032. 10.3390/M1032 . hal-02469849

HAL Id: hal-02469849

<https://hal.science/hal-02469849>

Submitted on 17 Dec 2020

HAL is a multi-disciplinary open access archive for the deposit and dissemination of scientific research documents, whether they are published or not. The documents may come from teaching and research institutions in France or abroad, or from public or private research centers.

L'archive ouverte pluridisciplinaire **HAL**, est destinée au dépôt et à la diffusion de documents scientifiques de niveau recherche, publiés ou non, émanant des établissements d'enseignement et de recherche français ou étrangers, des laboratoires publics ou privés.

Communication

4'-(5-Methylfuran-2-yl)-2,2':6',2''-terpyridine: A New Ligand Obtained from a Biomass-Derived Aldehyde with Potential Application in Metal-Catalyzed Reactions

Jérôme Husson *  and Laurent Guyard

Institut UTINAM UMR CNRS 6213, UFR Sciences et Techniques, Université de Bourgogne-Franche-Comté, 16 Route de Gray, 25030 Besançon cedex, France; laurent.guyard@univ-fcomte.fr

* Correspondence: jerome.husson@univ-fcomte.fr; Tel.: +33-381-666-291

Received: 9 November 2018; Accepted: 22 November 2018; Published: 24 November 2018



Abstract: The new ligand 4'-(5-methylfuran-2-yl)-2,2':6',2''-terpyridine (**1**) was prepared in one step from 2-acetylpyridine and 5-methylfurfural. The latter is an aldehyde that can be readily obtained from biomass. The new terpyridine molecule was characterized by ¹H and ¹³C-NMR spectroscopy as well as by elemental analyses and HR-MS. Owing to its chelating properties, this new terpyridine molecule was tested as a ligand in a metal-catalyzed reaction: The Ni-catalyzed dimerization of benzyl bromide.

Keywords: oligopyridine; furan derivatives; N-ligands; catalyst

1. Introduction

2,2':6',2''-Terpyridine molecules (tpy) are a class of heterocyclic compounds that possess three pyridine moieties (Figure 1). These molecules can form complexes with a broad range of metals owing to the chelate effect. Therefore, tpy and their complexes have been widely studied [1]. Terpyridines and their complexes find applications in various fields, such as photovoltaic devices [2], sensors [3], medicinal chemistry [4], and for the construction of MOFs [5] just to name a few.

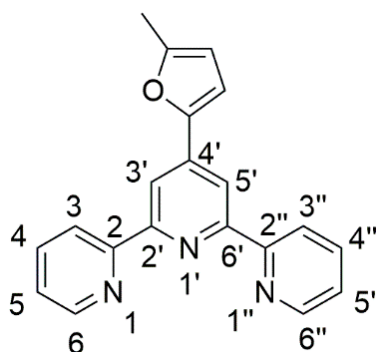


Figure 1. Chemical structure and atom-numbering of 4'-(5-methylfuran-2-yl)-2,2':6',2''-terpyridine (**1**).

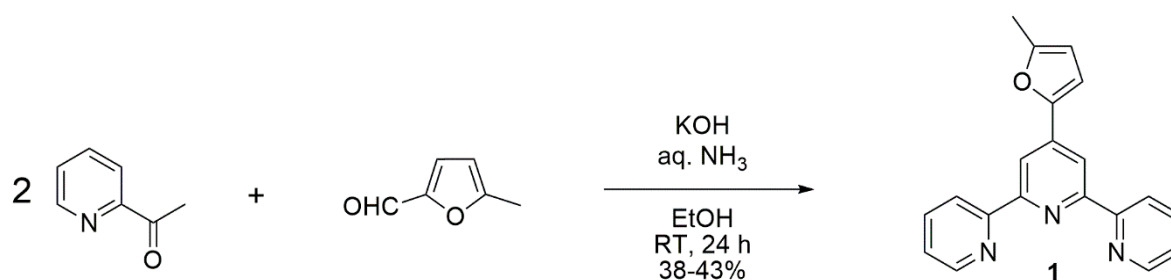
Many methods are available for the preparation of terpyridine derivatives [6–8]. A classical method, the so-called Kröhnke's method [9,10] involves the reaction of 2-acetylpyridine and an aldehyde. Biomass-derived aldehyde furfural has been already used for the preparation of terpyridines [11]. Apart of providing terpyridines with interesting properties, the use of furfural in tpy preparation allows greener synthetic procedures since furfural is obtained from biomass and therefore

renewable [12]. Furthermore, the use of furfural in the preparation of functionalized terpyridine derivatives allows the design of greener synthetic pathways [13].

5-Methylfurfural is another furan derivative that can be easily obtained from biomass [14]. To the best of our knowledge, this aldehyde has not been used for the preparation of a terpyridine molecule. This article describes the preparation of compound **1** (Figure 1) from 5-methylfurfural and its use as a ligand in metal-catalyzed reactions.

2. Results and Discussion

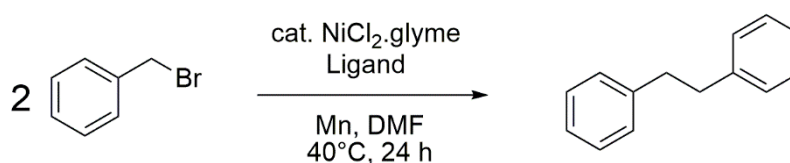
Terpyridine **1** was prepared by simply mixing 2-acetylpyridine and 5-methylfurfural in ethanol in the presence of potassium hydroxide and aqueous ammonia (Scheme 1), according to the method of Wang and Hanan [15].



Scheme 1. Preparation of terpyridine **1**.

Since the product precipitates as a light yellow solid, it was easily isolated by filtration in 38% to 43% yield over three experiments. The synthetic protocol is very simple and provided a material that was sufficiently pure (>98% by quantitative $^1\text{H-NMR}$) to be used without purification. Nevertheless, an analytically pure sample was obtained by recrystallization in ethanol. The identity of the compound was confirmed by ^1H and $^{13}\text{C-NMR}$ spectroscopy, as well as by elemental analyses and HR-MS.

Terpyridines can be used as ligands in a vast list of metal-catalyzed reactions [16]. Thus compound **1** was tested in the nickel-catalyzed dimerization of alkyl halides [17,18]. In fact, it has been reported that 4,4',4''-trityl-2,2':6',2''-terpyridine is an efficient ligand for this reaction [19]. Although 81% yield is obtained in the dimerization of benzyl bromide using 4,4',4''-trityl-2,2':6',2''-terpyridine, substituting it by compound **1** resulted in a very low yield under the same conditions (Scheme 2, Table 1). This can be explained by the effects of the substituents onto the terpyridine, which can have important effects onto the outcome of reactions [20]. For instance, the nature of the substituents can influence the redox properties of the complex formed between the ligand and the metal [18] thus modifying the course of the reaction.



Scheme 2. Ni-catalyzed dimerization of benzyl bromide.

Table 1. Yields obtained for the Ni-catalyzed dimerization of benzyl bromide with 4,4',4''-trityl-2,2':6',2''-terpyridine and compound **1** as ligands.

Ligand	Yield (%)
4,4',4''-trityl-2,2':6',2''-terpyridine	81
1	2

3. Materials and Methods

All reagents were purchased from commercial suppliers and used as received. Flash chromatography was carried out on a Combiflash Rf + Lumen (Teledyne ISCO, Lincoln, NE, USA) using Redisep Rf silica column (Teledyne ISCO, Lincoln, NE, USA). ^1H and ^{13}C -NMR spectra were recorded on a Bruker AC 400 (Bruker, Wissembourg, France) at 400 and 100 MHz, respectively using CDCl_3 as a solvent. UV-Vis spectrum was recorded on a Cary 300 (Agilent Technologies, Santa Clara, CA, USA) using acetonitrile ($C = 1.15 \times 10^{-4} \text{ M}$) as solvent. Melting point was recorded with a Stuart SMP 10 melting point apparatus (Bibby Sterilin, Stone, UK) and is uncorrected. Elemental analysis was performed at Service d'Analyses Elementaires, UMR 7565 CNRS, Vandoeuvre-les-Nancy, France. HR-MS was recorded at Welience, Dijon, France.

3.1. Preparation of 4'-(5-Methylfuran-2-yl)-2,2':6',2''-terpyridine

4'-(5-Methylfuran-2-yl)-2,2':6',2''-terpyridine (**1**): To a solution of 2-acetylpyridine (4.84 g; 40 mmol) in ethanol (100 mL) are added 5-methylfurfural (2.20 g; 20 mmol), 85% potassium hydroxide pellets (3.08 g; 47 mmol) and 25% aqueous ammonia (58 mL). The reaction mixture was stirred at room temperature for 24 h. The solid was then filtered on a glass-sintered funnel and washed with ice-cold 50% ethanol until washings were colorless. The product was dried under vacuum over phosphorus pentoxide. Compound **1** was obtained as a light yellow solid (2.42 to 2.71 g; 38% to 43%). An analytical sample was obtained by recrystallization in ethanol. Mp = 174 °C. ^1H -NMR (CDCl_3 , 400 MHz), δ (ppm): 8.75 (ddd, 2H, H6, 6'', $J = 4.8 \text{ Hz}$, $J = 1.6 \text{ Hz}$, $J = 0.8 \text{ Hz}$), 8.67 (s, 2H, H3', 5'), 8.65 (d, 2H, H3, 3'', $J = 8.0 \text{ Hz}$), 7.87 (dt, 2H, H4, 4'', $J = 7.7 \text{ Hz}$, $J = 1.8 \text{ Hz}$), 7.35 (ddd, 2H, H5, 5'', $J = 7.4 \text{ Hz}$, $J = 4.8 \text{ Hz}$, $J = 1.1 \text{ Hz}$), 7.03 (d, 1H, H2-furyl, $J = 3.3 \text{ Hz}$), 6.17 (dd, 1H, H3-furyl, $J = 3.3 \text{ Hz}$, $J = 0.9 \text{ Hz}$), 2.44 (s, 3H, CH_3 -furyl). ^{13}C -NMR (CDCl_3 , 100 MHz), δ (ppm): 156.2, 155.7, 154.0, 150.2, 149.0, 139.7, 136.8, 123.7, 121.3, 114.5, 110.4, 108.4, 13.9. Elemental analysis for $\text{C}_{20}\text{H}_{15}\text{N}_3\text{O}$: C, 76.66; H, 4.82; N, 13.41. Found C, 77.00; H, 4.93; N, 13.50. HR-MS: calc. for $[\text{C}_{20}\text{H}_{15}\text{N}_3\text{O} + \text{H}]^+$ 314.12773, found 314.12879. UV-Vis (nm, $\text{L}\cdot\text{cm}^{-1}\cdot\text{mol}^{-1}$): $\lambda_{\text{abs}} = 229$, $\epsilon = 24017$; $\lambda_{\text{abs}} = 251$, $\epsilon = 21434$; $\lambda_{\text{abs}} = 286$, $\epsilon = 33678$; $\lambda_{\text{abs}} = 312$, $\epsilon = 28008$.

3.2. Nickel-Catalyzed Dimerization of Benzyl Bromide with Compound **1** as a Ligand

In a test tube were successively added $\text{NiCl}_2\cdot\text{glyme}$ (2.6 mg; 0.01 mmol), compound **1** (3.1 mg; 0.01 mmol), benzyl bromide (238 μL ; 2.00 mmol), manganese powder (110.0 mg; 2.00 mmol), and DMF (2 mL). The test tube was stoppered and the mixture was stirred at 40 °C for 24 h. After cooling to room temperature, the crude solution was directly injected onto a 12 g-silica column and the product was purified by flash chromatography using hexane as eluent. The pure product was obtained as a white solid (3.6 mg; 2%). Analytical data match those reported in the literature [19,21].

4. Conclusions

A new member of the terpyridine family has been prepared and characterized. It was prepared from the biomass-derived reagent 5-methylfurfural. Its preparation was easy on the gram-scale. This new terpyridine was assessed for its potential application as a ligand in metal-catalyzed reactions. Although it was not efficient in the nickel-catalyzed dimerization of benzyl bromide, considering the vast number of reactions employing terpyridines as a ligand, 4'-(5-methylfuran-2-yl)-2,2':6',2''-terpyridine could be a promising tool in synthetic organic chemistry. Future work will focus on screening other reactions, in which this new terpyridine could be used.

Supplementary Materials: The following are available online, ^1H and ^{13}C -NMR, HR-MS spectra and UV-Vis spectra.

Author Contributions: J.H. conceived and carried out the experiments, analyzed data and prepared the manuscript. L.G. analyzed data and contributed to manuscript preparation.

Funding: This research was funded by Université de Franche-Comté (CHRYSALIDE Project).

Conflicts of Interest: The authors declare no conflict of interest.

References

1. Schubert, U.S.; Hofmeier, H.; Newkome, G.R. *Modern Terpyridine Chemistry*; Wiley-VCH: Weinheim, Germany, 2006.
2. Saccone, D.; Magistris, C.; Barbero, N.; Quagliotto, P.; Barolo, C.; Viscardi, G. Terpyridine and Quaterpyridine Complexes as Sensitizers for Photovoltaic Applications. *Materials* **2016**, *9*, 137. [[CrossRef](#)] [[PubMed](#)]
3. Naidji, B.; Husson, J.; Et Taouil, A.; Brunol, E.; Sanchez, J.-B.; Berger, F.; Rauch, J.-Y.; Guyard, L. Terpyridine-based metalopolymer thin films as active layer in ammonia sensor device. *Synth. Met.* **2016**, *221*, 214–219. [[CrossRef](#)]
4. Cummings, S.D. Platinum complexes of terpyridine: interaction and reactivity with biomolecules. *Coord. Chem. Rev.* **2009**, *253*, 1495–1516. [[CrossRef](#)]
5. Young, D.C.; Yang, H.; Telfer, S.G.; Kruger, P.E. An Isorecticular Series of Zinc(II) Metal-Organic Frameworks Derived from Terpyridylcarboxylate Ligands. *Inorg. Chem.* **2017**, *56*, 12224–12231. [[CrossRef](#)] [[PubMed](#)]
6. Heller, M.; Schubert, U.S. Syntheses of functionalized 2,2':6',2''-terpyridines. *Eur. J. Org. Chem.* **2003**, *6*, 947–961. [[CrossRef](#)]
7. Fallahpour, R.A. Synthesis of 4'-substituted-2,2':6',2''-terpyridines. *Synthesis* **2003**, *2*, 155–184. [[CrossRef](#)]
8. Thompson, A.M.W.C. The synthesis of 2,2':6',2''-terpyridine ligands- versatile building blocks for supramolecular chemistry. *Coord. Chem. Rev.* **1997**, *160*, 1–52. [[CrossRef](#)]
9. Kröhnke, F. The Specific Synthesis of Pyridines and Oligopyridines. *Synthesis* **1976**, *1*, 1–24. [[CrossRef](#)]
10. Sasaki, I. Recent Uses of Kröhnke Methodology: A Short Survey. *Synthesis* **2016**, *48*, 1974–1992. [[CrossRef](#)]
11. Husson, J.; Knorr, M. Syntheses and applications of furanyl-functionalised 2,2':6',2''-terpyridines. *Beilstein J. Org. Chem.* **2012**, *8*, 379–389. [[CrossRef](#)] [[PubMed](#)]
12. Delbecq, F.; Wang, Y.; Muralidhara, A.; Ei Ouardi, K.; Marlair, G.; Len, C. Hydrolysis of Hemicellulose and Derivatives—A Review of Recent Advances in the Production of Furfural. *Front. Chem.* **2018**, *6*, 146. [[CrossRef](#)] [[PubMed](#)]
13. Dehaut, J.; Husson, J.; Guyard, L. A more efficient synthesis of 4,4',4''-tricarboxy-2,2':6',2''-terpyridine. *Green Chem.* **2011**, *13*, 3337–3340. [[CrossRef](#)]
14. Yang, W.; Sen, A. Direct Catalytic Synthesis of 5-Methylfurfural from Biomass-Derived Carbohydrates. *ChemSusChem* **2011**, *4*, 349–352. [[CrossRef](#)] [[PubMed](#)]
15. Wang, J.; Hanan, G.S. A Facile Route to Sterically Hindered and Non-Hindered 4'-Aryl-2,2':6',2''-Terpyridines. *Synlett* **2005**, *8*, 1251–1254. [[CrossRef](#)]
16. Winter, A.; Newkome, G.R.; Schubert, U.S. Catalytic Applications of Terpyridines and their Transition Metal Complexes. *ChemCatChem* **2011**, *3*, 1384–1406. [[CrossRef](#)]
17. Anderson, T.J.; Jones, G.D.; Vivic, D.A. Evidence for a Ni^I Active Species in the Catalytic Cross-Coupling of Alkyl Electrophiles. *J. Am. Chem. Soc.* **2004**, *126*, 8100–8101. [[CrossRef](#)] [[PubMed](#)]
18. Jones, G.D.; Martin, J.L.; McFarland, C.; Allen, O.R.; Hall, R.E.; Haley, A.D.; Brandon, R.J.; Konovalova, T.; Desrochers, P.J.; Pulay, P.; Vivic, D.A. Ligand Redox Effects in the Synthesis, Electronic Structure, and reactivity of an Alkyl-Alkyl Cross-Coupling Catalyst. *J. Am. Chem. Soc.* **2006**, *128*, 13175–13183. [[CrossRef](#)] [[PubMed](#)]
19. Prinsell, M.R.; Everson, D.A.; Weix, D.J. Nickel-catalyzed, sodium iodide-promoted reductive dimerization of alkyl halides, alkyl pseudohalides, and allylic acetates. *Chem. Commun.* **2010**, *46*, 5743–5745. [[CrossRef](#)] [[PubMed](#)]
20. Huihui, K.M.M.; Shrestha, R.; Weix, D.J. Nickel-Catalyzed Reductive Conjugate Addition of Primary Alkyl Bromides to Enones To Form Silyl Enol Ethers. *Org. Lett.* **2017**, *19*, 340–343. [[CrossRef](#)] [[PubMed](#)]
21. Felpin, F.-X.; Fouquet, E. A Useful, Reliable and Safer Protocol for Hydrogenation and the Hydrogenolysis of O-Benzyl Groups: The In Situ Preparation of an Active Pd⁰/C Catalyst with Well-Defined Properties. *Chem. Eur. J.* **2010**, *16*, 12440–12445. [[CrossRef](#)] [[PubMed](#)]

