



HAL
open science

No title

N. Auvray, B. Loret, S. Benhabib, M. Cazayous, R. Zhong, J. Schneeloch, G. Gu, A. Forget, Dorothée Colson, I. Paul, et al.

► **To cite this version:**

N. Auvray, B. Loret, S. Benhabib, M. Cazayous, R. Zhong, et al.. No title. Nature Communications, 2019, 10 (1), 10.1038/s41467-019-12940-w . hal-02465965

HAL Id: hal-02465965

<https://hal.science/hal-02465965>

Submitted on 8 Dec 2020

HAL is a multi-disciplinary open access archive for the deposit and dissemination of scientific research documents, whether they are published or not. The documents may come from teaching and research institutions in France or abroad, or from public or private research centers.





L'archive ouverte pluridisciplinaire **HAL**, est destinée au dépôt et à la diffusion de documents scientifiques de niveau recherche, publiés ou non, émanant des établissements d'enseignement et de recherche français ou étrangers, des laboratoires publics ou privés.

ARTICLE

<https://doi.org/10.1038/s41467-019-12940-w>

OPEN

Nematic fluctuations in the cuprate superconductor $\text{Bi}_2\text{Sr}_2\text{CaCu}_2\text{O}_{8+\delta}$

N. Auvray ¹, B. Loret¹, S. Benhabib¹, M. Cazayous¹, R.D. Zhong ², J. Schneeloch², G.D. Gu², A. Forget³, D. Colson³, I. Paul¹, A. Sacuto ¹ & Y. Gallais ^{1*}

Establishing the presence and the nature of a quantum critical point in their phase diagram is a central enigma of the high-temperature superconducting cuprates. It could explain their pseudogap and strange metal phases, and ultimately their high superconducting temperatures. Yet, while solid evidences exist in several unconventional superconductors of ubiquitous critical fluctuations associated to a quantum critical point, in the cuprates they remain undetected until now. Here using symmetry-resolved electronic Raman scattering in the cuprate $\text{Bi}_2\text{Sr}_2\text{CaCu}_2\text{O}_{8+\delta}$, we report the observation of enhanced electronic nematic fluctuations near the endpoint of the pseudogap phase. While our data hint at the possible presence of an incipient nematic quantum critical point, the doping dependence of the nematic fluctuations deviates significantly from a canonical quantum critical scenario. The observed nematic instability rather appears to be tied to the presence of a van Hove singularity in the band structure.

¹Université de Paris, Matériaux et Phénomènes Quantiques, CNRS UMR 7162, F-75205 Paris, France. ²Condensed Matter Physics and Materials Science Department, Brookhaven National Laboratory, Upton, NY 11973, USA. ³Service de Physique de l'État Condensé, DRF/IRAMIS/SPEC (UMR 3680 CNRS), CEA Saclay, 91191 Gif-sur-Yvette cedex, France. *email: yann.gallais@univ-paris-diderot.fr

Unconventional superconductivity (SC) is often linked to the proximity of an electronically ordered phase whose termination at a quantum critical point (QCP) is located inside a superconducting dome-like region^{1,2}. This observation suggests quantum criticality as an organizing principle of their phase diagram. The associated critical fluctuations could act as possible source for enhanced superconducting pairing^{3–5} and explain their ubiquitous strange metal phases which often show non-Fermi liquid behavior, like a linear in temperature resistivity⁷. However whether the quantum critical point scenario holds for high- T_c superconducting cuprates has remained largely unsettled^{6–8}. This can be traced back to two fundamental reasons. First the exact nature of the pseudogap (PG) state, the most natural candidate for the ordered phase, remains mysterious. Experimentally a wealth of broken symmetry phases have been reported at, or below, the somewhat the loosely defined PG temperature T^* ⁹. It is currently unclear which, if any, of these orders is the main driver of the PG phase as they could be all secondary instabilities of a pre-existing PG state. Second there is little direct evidence for critical fluctuations above T^* , questioning the very existence of a QCP associated to the termination of a second order phase transition at a critical doping p^* (see Fig. 1a). AF fluctuations do not appear to be critical close to the putative QCP, at least for hole-doped cuprates^{10,11}, and critical CDW fluctuations are only observed below T^* ¹². Fluctuations associated to the more subtle intra-unit-cell orders^{13–17} are more elusive and have not been reported up to now.

Recently nematicity, an electronic state with broken rotational symmetry but preserved translational invariance of the underlying lattice¹⁸ (see Fig. 1b), has emerged as a potential candidate for the origin of the PG phase. A second order phase transition to a nematic phase, breaking the C_4 rotational symmetry of the CuO_2 plane, has been reported by torque magnetometry in $\text{YBa}_2\text{Cu}_3\text{O}_{6+\delta}$ close to the TT^* reported by other techniques¹⁹. In a separate study a divergent electronic specific heat coefficient was observed at the endpoint of the PG phase in several cuprates and was interpreted as a thermodynamical hallmark of a QCP²⁰. The nature of the ordered state associated to this putative QCP is however not yet settled, and nematicity stands as a potential candidate. To assess its relevance and the role of nematic degrees of freedom in driving the PG order, probing the associated fluctuations is thus essential.

Because it probes uniform ($q=0$) dynamical electronic fluctuations in a symmetry selective way, electronic Raman scattering can access nematic fluctuations without applying any strain even in nominally tetragonal systems²¹. For metallic systems, the nematic fluctuations probed by Raman scattering can be thought as dynamical Fermi surface deformations which break the lattice point group symmetry. In the context of iron-based superconductors (Fe SC) ubiquitous critical nematic fluctuations were observed by Raman scattering in several compounds^{22–24}. They were shown to drive the C_4 symmetry breaking structural transition from the tetragonal to the orthorhombic lattice, and to persist over a significant portion of their phase diagram²¹. In the context of cuprates nematicity along Cu-O-Cu bonds has been reported via several techniques, mostly in $\text{YBa}_2\text{Cu}_3\text{O}_{6+\delta}$ ^{14–17,19,25,26}. The associated order parameter is an uniform traceless tensor of B_{1g} (or $x^2 - y^2$) symmetry, which switches signs upon interchanging the x and y axis of the CuO_2 square plane (Fig. 1b). Nematicity along different directions has also been found in one layer mercury-based cuprate $\text{HgBa}_2\text{CuO}_4$ ²⁷, and overdoped $\text{La}_{1-x}\text{Sr}_x\text{CuO}_4$ ²⁸. In the former case nematicity develops along the diagonal of the CuO_2 plane and thus transforms as the B_{2g} (or xy) symmetry. The ability of Raman scattering to resolve the symmetry of the associated order parameter is therefore crucial.

Results

Doping and symmetry dependent Raman spectra. We present Raman scattering measurements on 6 single crystals of the cuprate $\text{Bi}_2\text{Ca}_2\text{SrCu}_2\text{O}_{8+\delta}$ (Bi2212) covering a doping range between $p=0.12$ and $p=0.23$. A particular emphasis was put in the doping region bracketing $p^* \sim 0.22$ close to where the PG was shown to terminate, i.e., between $p=0.20$ and $p=0.23$ ^{29–36}. At these dopings a relatively wide temperature range is accessible above both T^* and T_c to probe these fluctuations, and look for fingerprints of a nematic QCP. The polarization resolved Raman experiments were performed in several configurations of in-plane incoming and outgoing photon polarizations in order to extract the relevant irreducible representations, or symmetries, of the D_{4h} group: B_{1g} which transforms as $x^2 - y^2$, B_{2g} (xy) and A_{1g} . As indicated above while the former two correspond to nematic orders along and at 45 degrees of the Cu-O-Cu bonds, respectively, the latter one is fully symmetric and is not associated to any symmetry breaking. The recorded spectra were corrected by the Bose factor and are thus proportional to the imaginary part of the frequency dependent Raman response function $\chi''_{\mu}(\omega)$ in the corresponding symmetry μ where $\mu = B_{1g}, B_{2g}, A_{1g}$ (see Methods section for more details on the Raman scattering set-up and polarization configurations).

In Fig. 1c is displayed the evolution of the normal state Raman spectrum in the B_{1g} symmetry as a function of doping. From previous Raman studies, OD60 ($T_c = 60\text{K}$) sample lies very close to the termination point of the PG, $p^* \sim 0.22$ and no signature of PG is seen for OD60, OD55 ($T_c = 55\text{K}$), and OD52 ($T_c = 52\text{K}$) compositions³⁶. Other samples, OD74 ($T_c = 74\text{K}$), OD80 ($T_c = 80\text{K}$), and UD85 ($T_c = 85\text{K}$) display PG behavior. The normal state spectra are consistent with previously published Raman data for the doping compositions where they overlap³⁷. In particular while the spectrum shows little temperature dependence in the underdoped composition UD85, it acquires a significant temperature dependence in the overdoped regime where the overall B_{1g} Raman response increases upon cooling. The low-frequency slope of the Raman response being proportional to the lifetime of the quasiparticles, this evolution was previously attributed to an increase metallicity of anti-nodal quasiparticles, located at $(\pi, 0)$ and equivalent points of the Brillouin zone with overdoping³⁷. However the increase of intensity upon cooling observed in overdoped compositions, $p > 0.2$, is not confined to low frequencies as expected in a naive Drude model, but extends over wide energy range up to at least 500 cm^{-1} . This suggests that it is not a simple quasiparticle lifetime effect but, as we show immediately below, it is rather associated to a strongly temperature dependent static nematic susceptibility. It is also evident in Fig. 1c that this evolution is non-monotonic with doping as the OD60 spectra shows significantly more temperature dependence than at any other dopings.

Symmetry-resolved susceptibilities. To analyze the observed temperature dependence and its link to a nematic instability, it is useful to extract the symmetry resolved static susceptibility $\chi_{\mu}(\omega = 0) = \chi_{\mu}^0$ from the measured finite frequency response $\chi''_{\mu}(\omega)$ using Kramers-Kronig relations:

$$\chi_{\mu}^0 = \int_0^{\Lambda} d\omega \frac{\chi''_{\mu}(\omega)}{\omega} \quad (1)$$

where μ stands for the symmetry and Λ a high-energy cut-off. In order to perform the integration, the spectra were interpolated to zero frequency either linearly, or using a Drude lineshape (see Supplementary Note 2 and Supplementary Figs. 2 and 3). The integration was performed up to $\Lambda = 800\text{ cm}^{-1}$, above

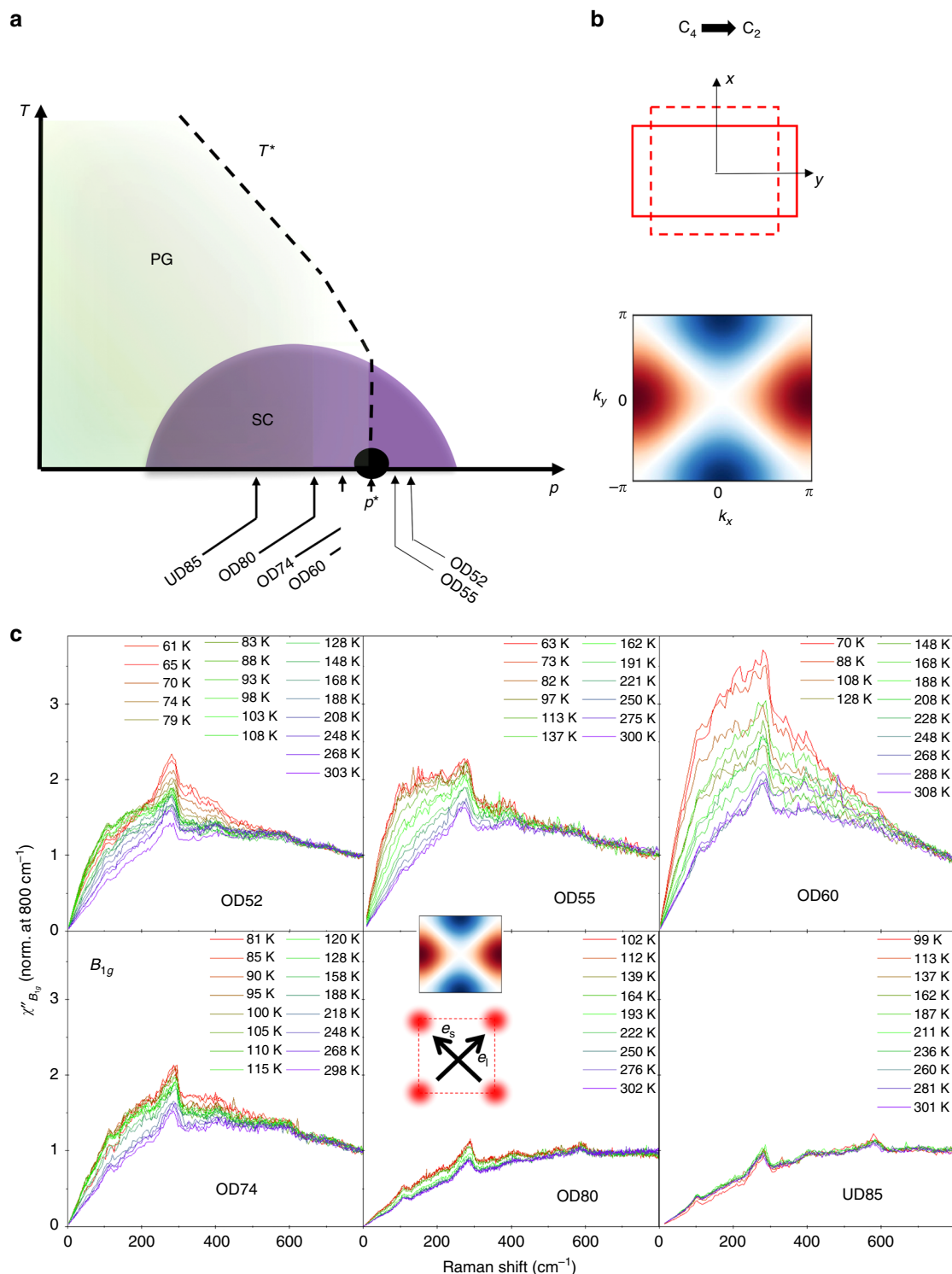


Fig. 1 Dynamical nematic fluctuations in $\text{Bi}_2\text{Sr}_2\text{CaCu}_2\text{O}_{8+\delta}$ **a** Temperature-doping generic phase diagram of hole-doped cuprates. The pseudogap phase ends at a putative quantum critical point (QCP) located at the doping p^* . **b** Nematic order breaking the C_4 rotational symmetry of the Cu square lattice down to C_2 symmetry. The corresponding order parameter has B_{1g} symmetry: in reciprocal space it transforms as $k_x^2 - k_y^2$ and switches sign upon 90 degrees rotation $x \rightarrow y$ (color scale is defined as blue: negative values, red: positive values and white: 0). **c** Temperature dependence of the B_{1g} Raman spectrum in the normal state for several doping levels in $\text{Bi}_2\text{Sr}_2\text{CaCu}_2\text{O}_{8+\delta}$. The B_{1g} symmetry is obtained using cross-photon polarizations at 45 degrees of the Cu-O-Cu direction (see insets)

which the spectra do not show any appreciable temperature dependence in the normal state (see Supplementary Fig. 4). For B_{1g} symmetry $\chi_{B_{1g}}^0$ is directly proportional to the static electronic nematic susceptibility, and its evolution as a function of doping

and temperature is shown in Fig. 2a. For a comparison the same quantity, extracted for 3 crystals in the complementary symmetries (see Supplementary Note 1 for the spectra), B_{2g} and A_{1g} , is also shown. In order to compare different compositions and since

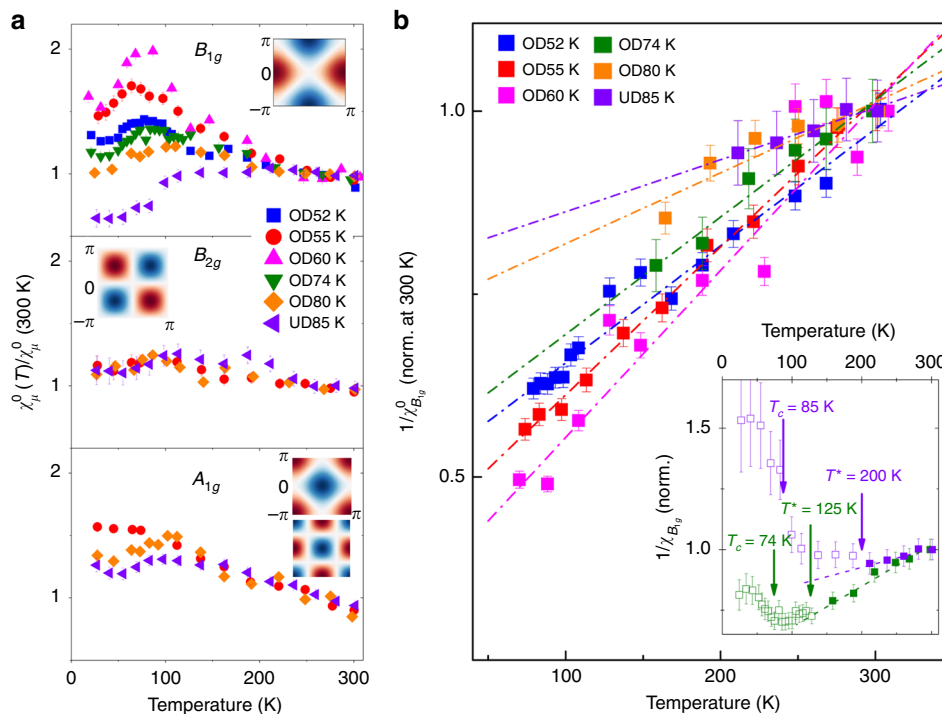


Fig. 2 Symmetry resolved static susceptibilities. **a** Temperature dependences of the static susceptibility in 3 different symmetries, B_{1g} , B_{2g} , and A_{1g} , as a function of doping. The form factors for each symmetry are depicted in reciprocal space in insets. They are given in terms of the lowest order Brillouin zone harmonics: $\cos(k_x) - \cos(k_y)$ for B_{1g} , $\sin(k_x)\sin(k_y)$ for B_{2g} , $\cos(k_x) + \cos(k_y)$ and $\cos(k_x)\cos(k_y)$ for A_{1g} . The error bars correspond to the standard error of the low energy fits used for the low energy extrapolation (see supplementary note 1). **b** Curie-Weiss fits of the inverse B_{1g} nematic susceptibility for temperatures above $\max(T_c, T^*)$. The inset shows the full temperature dependence of the inverse susceptibility of OD74 and UD85 where deviation from Curie-Weiss law are observed at T^* , and an additional upturn is observed at T_c . Full and open symbol correspond to data above and below T^* , respectively

we do not have access to the susceptibilities in absolute units, all extracted susceptibilities have been normalized to their average value close to 300 K, and we focus on their temperature dependences. The temperature dependence of the B_{1g} nematic susceptibility is strongly doping dependent. In the normal state it is only weakly temperature dependent for UD85 ($p = 0.13$), while for overdoped compositions it displays a significant enhancement upon cooling. The pronounced divergent-like behavior for OD60 is only cut-off by the entrance to the SC state. This effect is however reduced for $p > p^*$ (OD55 and OD52), mirroring the non-monotonic behavior already apparent in the raw spectra. While our focus here is on the normal state, it is notable that the nematic susceptibility is suppressed upon entering the superconducting state for all doping studied, suggesting that the nematic instability is suppressed by the emergence of the superconducting order. In addition a weak but distinct suppression of χ_μ^0 is also observed above T_c for UD85 (~ 200 K), close to the value of T^* determined by other techniques in Bi2212 for similar doping levels^{33,38}. By contrast the static susceptibilities extracted in B_{2g} and A_{1g} symmetries, while displaying some mild enhancement, are essentially doping independent above T_c . This symmetry selective behavior unambiguously demonstrates the nematic nature of the critical fluctuations observed close to $p^* \sim 0.22$.

Curie-Weiss analysis of the B_{1g} nematic susceptibility. Further insight into the doping dependence of these critical nematic fluctuations can be gained by fitting the B_{1g} static nematic susceptibility using a Curie-Weiss law:

$$\frac{1}{\chi_{B_{1g}}^0} = A \times (T - T_0) \quad (2)$$

In a mean-field picture of the electronic nematic transition, such a behavior is expected on the high temperature tetragonal side of a second order phase transition which would set in at T_0 . A negative T_0 implies that the ground state is on the symmetry unbroken side of the phase transition. Fig. 2(b) shows linear fits of the inverse susceptibility for all doping studied. Since clear deviations to linear behavior for $\frac{1}{\chi_{B_{1g}}^0}$ are seen below T^* and T_c (see

inset of Fig. 2b), we restrict our fits to temperatures above T^* for doping levels below p^* , and above T_c for doping level above p^* . The fits allows us to extract T_0 , the mean-field nematic transition temperature, which quantifies the strength of the nematic instability: graphically T_0 corresponds to the zero temperature intercept of the inverse susceptibility.

The evolution of T_0 as a function of doping is summarized in Fig. 3 in a phase diagram showing the corresponding evolution of the nematic susceptibility in a color-coded plot. Coming from the strongly overdoped regime, $p \sim 0.23$, T_0 increases towards $p^* \sim 0.22$ but upon further reducing doping, instead of crossing-over to positive temperatures T_0 reverses its behavior and decreases strongly, suggesting a significant weakening of the nematic instability below p^* . While the T_0 values remain negative at all doping suggesting the absence of true nematic quantum criticality, two aspects should be borne in mind. First the three T_0 values above p^* extrapolate to $T = 0$ K at a doping level above the one corresponding to OD74, indicating the possible presence of a nematic QCP located between the doping levels corresponding to OD74 and OD60 crystals. Second, as shown in the context of Fe SC, the extracted susceptibility from Raman measurements does not include the contribution of the electron-lattice coupling²¹. In particular the linear nemato-elastic coupling is expected to increase the nematic transition temperature above T_0 and shift accordingly the location of the QCP³⁹. This lattice-induced shift

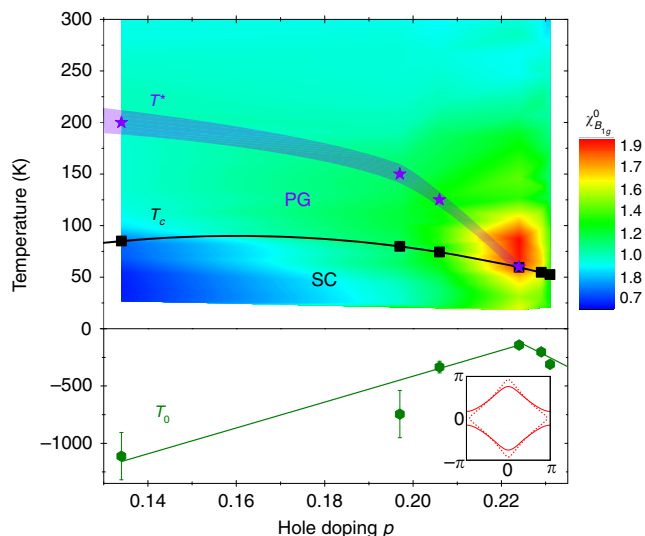


Fig. 3 Phase diagram of critical nematic fluctuations. Color-coded plot summarizing the evolution of the B_{1g} nematic susceptibility as a function of doping and temperature in Bi2212. The nematic Curie-Weiss temperature T_0 is also shown along with the superconducting T_c and pseudogap T^* temperatures. The lines are guide to the eye. The error bars for T_0 correspond to the standard error of the Curie-Weiss fits. The inset shows the Fermi surface deformation associated to the incipient Pomeranchuk instability which breaks the C_4 symmetry

of T_0 is on the order of 30–60 K in Fe SC²¹, but is not known in the case of cuprates. Recent elasto-resistance measurements suggest that the nemato-elastic coupling might be weaker in cuprates^{39–41}. Irrespective of the presence of a nematic QCP, it is clear that the doping evolution of T_0 contrasts with the canonical behavior of a QCP where T_0 would evolve monotonically as a function of the tuning parameter.

Discussion

We now discuss the possible origin of the observed nematic fluctuations, and then elaborate on the implications of our findings for the phase diagram of the cuprates. Theoretically two routes for nematicity have been proposed in the context of cuprates. The first route is via the melting of an uni-axial density wave order, like stripe or charge density wave, and is expected to apply to the underdoped regime where the tendency towards these orders is strongest⁴². It is unlikely to be relevant to our findings since the nematic susceptibility is almost featureless above T^* in the underdoped crystal, and only shows significant enhancement in the overdoped regime. A second route is via a Pomeranchuk instability of the Fermi liquid, where the Fermi surface spontaneously deforms and breaks the underlying lattice rotational symmetry (see inset of Fig. 3). Theoretically, such an instability was indeed shown to be relevant to the cuprates close to doping levels where the density of states passes through a van Hove singularity (vHs) at the $(\pi, 0)$ and equivalent points of the Brillouin zone^{43–45}. This is consistent with our results since $p^* = 0.22$ corresponds to the doping level where one of the Fermi surface sheets of Bi2212 changes from electron-like to hole-like, and passes through a van Hove singularity (vHs) at $(\pi, 0)$ ^{29,36}. The link between the nematic instability and the closeness of the vHs singularity also naturally explains the non-monotonic behavior of T_0 as a function of doping, which is also found in mean field theories of vHs induced nematicity^{46,47}. Interestingly non-Fermi liquid behavior has been argued to occur generically

near a nematic QCP if the coupling to the lattice is weak enough^{39,48,49}, and the observed critical nematic fluctuations may therefore play a central role in the the strange metal properties observed in this doping range. While our results suggest that the nematic instability is linked to the proximity of vHs, we stress that the observed enhancement cannot be merely a consequence of a high-density of states at the $(\pi, 0)$ points: both B_{1g} and A_{1g} form factors have finite weight at these points, but only the nematic B_{1g} susceptibility shows fingerprints of critical behavior at p^* . Thus electronic interactions in the nematic channel appears to be essential to explain our observation. We note that the key role of interactions, beyond density of state effects, was also argued to explain the divergence of the electronic specific heat coefficient which was observed at the PG end-point of several one-layer cuprates²⁰.

What are the consequences of our findings for the nature of the PG state? The above discussion and the doping dependence of T_0 allow us to conclude that the PG is likely not driven by a nematic instability. If this was the case one would expect strong nematic fluctuations close to T^* in the underdoped composition and a monotonic increase of T_0 , crossing-over to positive values, as observed in the case of Fe SC^{22,50,51}. It therefore appears that nematic and PG instabilities are distinct, and possibly even compete. Note however that since our analysis of T_0 has been restricted to temperature above T^* the weakening of the nematic fluctuations below p^* cannot be a simple consequence of the PG order. Intriguingly, the states at the $(\pi, 0)$ point appears to be critical for both orders: while the strength of nematic fluctuations is closely tied to the closeness to the vHs at these points, it was suggested that the PG regime is characterized by a strong decoherence at these hot-spots due to AF fluctuations that set in once the Fermi surface reaches the $(\pi, 0)$ points corresponding to the AF zone boundary. This decoherence ultimately drives the Fermi surface hole-like and induces a cross-over to a PG state at low temperature^{52,53}. Our results thus indicate that both nematicity and the PG state depend critically on the Fermi surface topology in the case of Bi2212. Further measurements on cuprates compounds where the PG endpoint and the change in the Fermi surface topology occur at distinct doping levels, like $Tl_2Ba_2CuO_{6+\delta}$ ^{54,55} and $YBa_2Cu_3O_{6+\delta}$ ^{56,57}, are needed in order to clarify the nature of this link and confirm the connection between the nematic instability and the presence of a vHs.

Methods

Samples. The Bi-2212 single crystals were grown by using a floating zone method. First optimal doped samples with $T_c = 90$ K were grown at a velocity of 0.2 mm per hour in air. In order to get overdoped samples down to $T_c = 65$ K, the as-grown single crystal was put into a high oxygen pressured cell between 1000 and 2000 bars and then was annealed from 350 °C to 500 °C during 3 days. The overdoped samples below $T_c = 60$ K were obtained from as-grown Bi-2212 single crystals put into a pressure cell (Autoclave France) with 100 bars oxygen pressure and annealed from 9 to 12 days at 350 °C. Then the samples were rapidly cooled down to room temperature by maintaining a pressure of 100 bars. The underdoped sample was obtained by annealing the as-grown sample in vacuum. The critical temperature T_c for each crystal has been determined from magnetization susceptibility measurements at a 10 Gauss field parallel to the c -axis of the crystal. The selected crystals exhibit a quality factor of $\frac{T_c}{\Delta T_c}$ larger than 7. ΔT_c is the full width of the superconducting transition. A complementary estimate of T_c was achieved from electronic Raman scattering measurements by defining the temperature from which the B_{1g} superconducting pair breaking peak collapses. Special care has been devoted to select single crystals which exhibit the same SC pair-breaking peak energy in the Raman spectra measured from distinct laser spots on a freshly cleaved surface. The level of doping p was defined from T_c using Presland and Tallons equation⁵⁸:

$$1 - \frac{T}{T_{c,max}} = 82.6 \times (p - 0.16)^2 \quad (3)$$

Details of the Raman spectroscopy experiments. Raman experiments have been carried out using a triple grating JY-T64000 spectrometer in subtractive mode

using two 1800 grooves/mm gratings in the pre-monochromator stage and 600 grooves/mm or 1800 groove/mm grating in the spectrograph stage. The 600 grooves/mm grating was used for all measurements except those carried on the OD80 sample, for which a 1800 grooves/mm grating was used. For several crystals, both configurations were used at selected temperatures to check for consistency. The 600 grooves/mm configuration allows us to cover the low-energy part of the spectrum down to 50 cm^{-1} and up to 900 cm^{-1} in a single frame. With the 1800 grooves/mm grating, measurements could be performed down to 15 cm^{-1} , but spectra must then be obtained in two frames. The resolution is set at 5 cm^{-1} when using the 600 grooves/mm configuration. The spectrometer is equipped with a nitrogen cooled back illuminated CCD detector. We use the 532 nm excitation line from a diode pump solid state laser. Measurements between 10 and 300 K have been performed using an ARS closed-cycle He cryostat.

All the raw spectra have been corrected for the Bose factor and the instrumental spectral response. They are thus proportional to the imaginary part of the Raman response function $\chi''(\omega, T)$. A potential concern when correcting the raw spectra with the Bose factor is the potential presence of non-Raman signal in the raw spectra. To assess this potential non-Raman signal we note that a single effective spot temperature was able to reproduce the measured Stokes spectrum from the anti-Stokes spectrum between 20 and 600 cm^{-1} at room temperature. In addition the raw Raman spectra were found to extrapolate very close to zero at zero Raman shift at the lowest temperatures measured. Both facts indicate negligible non-Raman background in the measured spectra.

The direction of incoming and outgoing electric fields are contained in the (*ab*) plane. The $A_{1g} + B_{2g}$ geometries are obtained from parallel polarizations at 45° from the Cu-O bond directions; the B_{2g} and B_{1g} geometries are obtained from crossed polarizations along and at 45° from the Cu-O bond directions, respectively. The crystal was rotated in-situ using an Attocube piezo-rotator to align the electric field with respect to the crystallographic axis. A_{1g} spectra are obtained from the previously listed geometries (see Supplementary Note 1 and Supplementary Fig. 1).

Data availability

All data generated or analyzed during this study are included in the published manuscript and the supplementary information files. The relevant raw data file are available at the following url: <https://doi.org/10.6084/m9.figshare.9906275.v1>

Received: 25 April 2019; Accepted: 11 October 2019;

Published online: 15 November 2019

References

- Lohneysen, H. V., Rosch, A., Vojta, M. & Wolfle, P. Fermi-liquid instabilities at magnetic quantum phase transitions. *Rev. Mod. Phys.* **79**, 1015 (2007).
- Shibauchi, T., Carrington, A. & Matsuda, Y. Quantum critical point lying beneath the superconducting dome in iron-pnictides. *Annu. Rev. Condens. Matter Phys.* **5**, 113 (2014).
- Monthoux, P., Pines, D. & Lonzarich, G. G. Superconductivity without phonons. *Nature* **450**, 1177–1183 (2007).
- Metlitski, M. A., Mross, D. F., Sachdev, S. & Senthil, T. Cooper pairing in non-fermi liquids. *Phys. Rev. B* **91**, 115111 (2015).
- Labat, D. & Paul, I. Pairing instability near a lattice-influenced nematic quantum critical point. *Phys. Rev. B* **96**, 195146 (2017).
- Broun, D. M. What lies beneath the dome? *Nat. Phys.* **4**, 170–172 (2008).
- Taillefer, L. Scattering and pairing in High- T_c cuprates. *Annu. Rev. Condens. Matter Phys.* **1**, 51 (2010).
- Varma, C. M. Quantum-critical fluctuations in 2D metals: strange metals and superconductivity in antiferromagnets and in cuprates. *Rep. Prog. Phys.* **79**, 082501 (2016).
- Keimer, B., Kivelson, S. A., Norman, M. R., Uchida, S. & Zaanen, J. From quantum matter to high-temperature superconductivity in copper oxides. *Nature* **518**, 179–186 (2015).
- Reznik, D. et al. Local-moment fluctuations in the optimally doped high- T_c superconductor $\text{YBa}_2\text{Cu}_3\text{O}_{6+\delta}$. *Phys. Rev. B* **78**, 132503 (2008).
- Li, Y. et al. Low-energy antiferromagnetic spin fluctuations limit the coherent superconducting gap in cuprates. *Phys. Rev. B* **98**, 224508 (2018).
- Arpaia, R. et al. Dynamical charge density fluctuations pervading the phase diagram of a Cu-based high- T_c superconductor. *Science* **365**, 906–910 (2019).
- Fauqué, B. et al. Magnetic order in the Pseudogap phase of high- T_c superconductors. *Phys. Rev. Lett.* **96**, 197001 (2006).
- Ando, Y., Segawa, K., Komiya, S. & Lavrov, A. N. Electrical resistivity anisotropy from self-organized one dimensionality in high-temperature superconductors. *Phys. Rev. Lett.* **88**, 137005 (2002).
- Hinkov, V. et al. Electronic liquid crystal state in the high-temperature superconductor $\text{YBa}_2\text{Cu}_3\text{O}_{6+\delta}$. *Science* **319**, 597–600 (2008).
- Lawler, M. J. et al. Intra-unit-cell electronic nematicity of the high- T_c copper-oxide pseudogap states. *Nature* **466**, 347 (2010).
- Daou, R. et al. Broken rotational symmetry in the pseudogap phase of a high- T_c superconductor. *Nature* **463**, 519 (2010).
- Fradkin, E., Kivelson, S. A., Lawler, M. J., Eisenstein, J. P. & Mackenzie, A. P. Nematic fermi fluids in condensed matter physics. *Annu. Rev. Cond. Matt.* **1**, 153 (2010).
- Sato, Y. et al. Thermodynamic evidence for a nematic phase transition at the onset of the pseudogap in $\text{YBa}_2\text{Cu}_3\text{O}_{6+\delta}$. *Nat. Phys.* **13**, 1074–1087 (2017).
- Michon, B. et al. Thermodynamic signatures of quantum criticality in cuprate superconductors. *Nature* **567**, 218–222 (2019).
- Gallais, Y. & Paul, I. Charge nematicity and electronic Raman scattering in Iron-based superconductors. *C. R. Phys.* **17**, 113 (2016).
- Gallais, Y. et al. Observation of incipient charge nematicity in $\text{Ba}(\text{Fe}_{1-x}\text{Co}_x\text{As})_2$ single crystals. *Phys. Rev. Lett.* **111**, 267001 (2013).
- Thorsmille, V. K. et al. Critical quadrupole fluctuations and collective modes in iron pnictide superconductors. *Phys. Rev. B* **93**, 054515 (2016).
- Massat, P. et al. Charge-induced nematicity in FeSe. *Proc. Natl Acad. Sci.* **113**, 9177 (2016).
- Cyr-Choinière, O. et al. Two types of nematicity in the phase diagram of the cuprate superconductor $\text{YBa}_2\text{Cu}_3\text{O}_{6+\delta}$. *Phys. Rev. B* **92**, 224502 (2015).
- Achkar, A. J. et al. Nematicity in stripe-ordered cuprates probed via resonant x-ray scattering. *Science* **351**, 576 (2016).
- Murayama, H. et al. Diagonal nematicity in the Pseudogap phase of $\text{HgBa}_2\text{CuO}_{4+\delta}$. *Nat. Commun.* **10**, 3282 (2019).
- Wu, J., Bollinger, A. T., He, X. & Bozovic, I. Spontaneous breaking of rotational symmetry in copper oxide superconductors. *Nature* **547**, 432–435 (2017).
- Benhabib, S. et al. Collapse of the normal-state Pseudogap at a Lifshitz transition in the $\text{Bi}_2\text{Sr}_2\text{CaCu}_2\text{O}_{8+\delta}$ cuprate superconductor. *Phys. Rev. Lett.* **114**, 147001 (2015).
- Ishida, K. et al. Pseudogap behavior in single-crystal $\text{Bi}_2\text{Sr}_2\text{CaCu}_2\text{O}_{8+\delta}$ probed by Cu NMR. *Phys. Rev. B* **58**, R5960 (1997).
- Oda, M. et al. Strong pairing interactions in the underdoped region of $\text{Bi}_2\text{Sr}_2\text{CaCu}_2\text{O}_{8+\delta}$. *Phys. C* **281**, 135–142 (1997).
- Dipasupil, R. M., Oda, M., Momono, N. & Ido, M. Energy gap evolution in the tunneling spectra of $\text{Bi}_2\text{Sr}_2\text{CaCu}_2\text{O}_{8+\delta}$. *J. Phys. Soc. Jpn.* **71**, 1535–1540 (2002).
- Vishik, I. M. et al. Phase competition in trisected superconducting dome. *Proc. Natl Acad. Sci.* **109**, 18332 (2012).
- TomohiroUsui et al. Doping dependencies of onset temperatures for the Pseudogap and superconductive fluctuation in $\text{Bi}_2\text{Sr}_2\text{CaCu}_2\text{O}_{8+\delta}$ studied from both in-plane and out-of-plane magnetoresistance measurements. *J. Phys. Soc. Japan* **83**, 064713 (2014).
- Hashimoto, M. et al. Direct spectroscopic evidence for phase competition between the pseudogap and superconductivity in $\text{Bi}_2\text{Sr}_2\text{CaCu}_2\text{O}_{8+\delta}$. *Nat. Mater* **14**, 37–42 (2015).
- Loret, B. et al. Raman and ARPES combined study on the connection between the existence of the pseudogap and the topology of the Fermi surface in $\text{Bi}_2\text{Sr}_2\text{CaCu}_2\text{O}_{8+\delta}$. *Phys. Rev. B* **97**, 174521 (2018).
- Venturini, F. et al. Observation of an unconventional metal-insulator transition in overdoped CuO_2 compounds. *Phys. Rev. Lett.* **89**, 107003 (2002).
- Mangin-Thro, L. et al. Characterization of the intra-unit-cell magnetic order in $\text{Bi}_2\text{Sr}_2\text{CaCu}_2\text{O}_{8+\delta}$. *Phys. Rev. B* **89**, 094523 (2014).
- Paul, I. & Garst, M. Lattice effects on nematic quantum criticality in metals. *Phys. Rev. Lett.* **118**, 227601 (2017).
- Xie, T. et al. Spontaneous nematic transition within the pseudogap state in cuprates. Preprint at <https://arxiv.org/abs/1805.00666> (2018).
- Ishida, Y. et al. Divergent nematic susceptibility near the pseudogap critical point in a cuprate superconductor. Preprint at <https://arxiv.org/abs/1908.07167> (2019).
- Kivelson, S. A., Fradkin, E. & Emery, V. J. Electronic liquid-crystal phases of a doped Mott insulator. *Nature* **393**, 550 (1998).
- Yamase, H. & Kohno, H. Instability toward formation of quasi-one-dimensional fermi surface in two-dimensional t-J model. *J. Phys. Soc. Jpn* **69**, 332 (2000).
- Halbroth, C. J. & Metzner, W. d-Wave Superconductivity and Pomeranchuk Instability in the Two-Dimensional Hubbard Model. *Phys. Rev. Lett.* **85**, 5162 (2000).
- Bulut, S., Atkinson, W. A. & Kampf, A. P. Spatially modulated electronic nematicity in the three-band model of cuprate superconductors. *Phys. Rev. B* **88**, 155132 (2013).
- Khavkine, I., Chung, C.-H., Oganesyan, V. & Kee, H.-Y. Formation of an electronic nematic phase in interacting fermion systems. *Phys. Rev. B* **70**, 155110 (2004).
- Yamase, H., Oganesyan, V. & Metzner, W. Mean-field theory for symmetry-breaking Fermi surface deformation on a square lattice. *Phys. Rev. B* **72**, 035114 (2005).
- Oganesyan, V., Kivelson, S. A. & Fradkin Quantum theory of a nematic Fermi fluid. *Phys. Rev. B* **64**, 195109 (2001).

49. Metzner, W., Rohe, D. & Andergassen, S. Soft fermi surfaces and breakdown of Fermi-liquid behavior. *Phys. Rev. Lett.* **91**, 066402 (2003).
50. Chu, J.-H., Kuo, H. H. J., Analytis, J. G. & Fisher, I. R. Divergent nematic susceptibility in an iron arsenide superconductor. *Science* **337**, 710–712 (2012).
51. Hosoi, S. et al. Nematic quantum critical point without magnetism in FeSe_{1-x}S_x superconductors. *Proc. Natl Acad. Sci. USA* **113**, 8139 (2016).
52. Wu, W. et al. Pseudogap and fermi-surface topology in the two-dimensional Hubbard model. *Phys. Rev. X* **8**, 021048 (2018).
53. Braganca, H., Sakai, S., Aguiar, M. C. O. & Civelli, M. Correlation-driven Lifshitz transition at the emergence of the Pseudogap Phase in the two-dimensional Hubbard model. *Phys. Rev. Lett.* **120**, 067002 (2018).
54. Proust, C., Boaknin, E., Hill, R. W., Taillefer, L. & Mackenzie, A. P. Heat transport in a strongly overdoped cuprate: Fermi Liquid and a Pure d-Wave BCS Superconductor. *Phys. Rev. Lett.* **89**, 147003 (2002).
55. Plate, M. et al. Fermi surface and quasiparticle excitations of overdoped Tl₂Ba₂CuO_{6+δ}. *Phys. Rev. Lett.* **95**, 077001 (2005).
56. Tallon, J. L. & Loram, J. W. The doping dependence of T*—what is the real high-Tc phase diagram? *Phys. C* **349**, 53–68 (2001).
57. Fournier, D. et al. Loss of nodal quasiparticle integrity in underdoped YBa₂Cu₃O_{6+δ}. *Nat. Phys.* **6**, 905–911 (2010).
58. Presland, M., Tallon, J., Buckley, R., Liu, R. & Flower, N. *Phys. C* **176**, 95 (1991).

Acknowledgements

We thank T. Shibauchi for fruitful discussions. The work at Brookhaven National Laboratory was supported by the Office of Science, U.S. Department of Energy under Contract No. DE-SC0012704.

Author contributions

N.A., B.L., and S.B. performed the Raman scattering experiments with the help of M.C., A.S., and Y.G. N.A. performed the data analysis and prepared the figures. R.D.Z., J.S., G. Gu. grew the single crystals and the annealing procedure to obtain underdoped and overdoped compositions. A.F. and D.C. performed the high-pressure annealing of the

crystals for the strongly overdoped compositions. I.P. provided theoretical insights. A.S. and Y.G. supervised the project. Y.G. wrote the paper with inputs from all the authors.

Competing interests

The authors declare no competing interests

Additional information

Supplementary information is available for this paper at <https://doi.org/10.1038/s41467-019-12940-w>.

Correspondence and requests for materials should be addressed to Y.G.

Peer review information *Nature Communications* thanks Bruce Gaulin and the other, anonymous, reviewer(s) for their contribution to the peer review of this work. Peer reviewer reports are available.

Reprints and permission information is available at <http://www.nature.com/reprints>

Publisher's note Springer Nature remains neutral with regard to jurisdictional claims in published maps and institutional affiliations.



Open Access This article is licensed under a Creative Commons Attribution 4.0 International License, which permits use, sharing, adaptation, distribution and reproduction in any medium or format, as long as you give appropriate credit to the original author(s) and the source, provide a link to the Creative Commons license, and indicate if changes were made. The images or other third party material in this article are included in the article's Creative Commons license, unless indicated otherwise in a credit line to the material. If material is not included in the article's Creative Commons license and your intended use is not permitted by statutory regulation or exceeds the permitted use, you will need to obtain permission directly from the copyright holder. To view a copy of this license, visit <http://creativecommons.org/licenses/by/4.0/>.

© The Author(s) 2019