



**HAL**  
open science

# Bulk organic aerosol analysis by PTR-MS: an improved methodology for the determination of total organic mass, O:C and H:C elemental ratios and the average molecular formula

Joris Leglise, Markus Muller, Felix Piel, Tobias Otto, Armin Wisthaler

## ► To cite this version:

Joris Leglise, Markus Muller, Felix Piel, Tobias Otto, Armin Wisthaler. Bulk organic aerosol analysis by PTR-MS: an improved methodology for the determination of total organic mass, O:C and H:C elemental ratios and the average molecular formula. *Analytical Chemistry*, 2019, 91 (20), pp.12619-12624. 10.1021/acs.analchem.9b02949 . hal-02459530

**HAL Id: hal-02459530**

**<https://hal.science/hal-02459530v1>**

Submitted on 29 Jan 2020

**HAL** is a multi-disciplinary open access archive for the deposit and dissemination of scientific research documents, whether they are published or not. The documents may come from teaching and research institutions in France or abroad, or from public or private research centers.

L'archive ouverte pluridisciplinaire **HAL**, est destinée au dépôt et à la diffusion de documents scientifiques de niveau recherche, publiés ou non, émanant des établissements d'enseignement et de recherche français ou étrangers, des laboratoires publics ou privés.

# Bulk organic aerosol analysis by PTR-MS: an improved methodology for the determination of total organic mass, O:C and H:C elemental ratios and the average molecular formula

Joris Leglise<sup>‡</sup>, Markus Müller<sup>†</sup>, Felix Piel<sup>†,§</sup>, Tobias Otto<sup>||</sup>, and Armin Wisthaler<sup>\*,§,§</sup>

<sup>‡</sup> CNRS-ICARE, Orleans, France

<sup>†</sup> IONICON Analytik GmbH., Innsbruck, Austria

<sup>||</sup> Atmospheric Chemistry Department (ACD), Leibniz Institute for Tropospheric Research (TROPOS), Leipzig, Germany

<sup>§</sup> Institut für Ionenphysik und Angewandte Physik, Universität Innsbruck, Innsbruck, Austria

<sup>§</sup> Department of Chemistry, University of Oslo, Oslo, Norway

---

**ABSTRACT:** We have recently shown in this journal (Müller et al., *Anal. Chem.* 2017, 89, 10889-10897) how a proton-transfer-reaction mass spectrometry (PTR-MS) analyzer measured particulate organic matter in urban atmospheres using the “*Chemical Analysis of Aerosol Online*” (CHARON) inlet. Our initial CHARON studies did not take into account fragmentation of protonated analyte molecules, which introduced a small but significant negative bias in the determination of bulk organic aerosol parameters. Herein, we studied the ionic fragmentation of 26 oxidized organic compounds typically found in atmospheric particles. This allowed us to derive a correction algorithm for the determination of the bulk organic mass concentration,  $m_{\text{OA}}$ , the bulk-average hydrogen-to-carbon ratio,  $(\text{H:C})_{\text{bulk}}$ , the bulk-average oxygen-to-carbon,  $(\text{O:C})_{\text{bulk}}$ , and the bulk-average molecular formula,  $\text{MF}_{\text{bulk}}$ . The correction algorithm was validated against AMS data using two sets of published data. Finally, we determined  $\text{MF}_{\text{bulk}}$  of particles generated from the reaction of  $\alpha$ -pinene and ozone and compared and discussed the results in relation to the literature.

---

Submicrometer-sized particles that are suspended in the atmosphere over cities and forests are predominantly composed of organic matter. The organic particle fraction consists of thousands of individual compounds with widely varying chemical and physical properties (*e.g.*, volatility, polarity, water solubility). This makes the sampling, separation and detection of particulate organic matter (POM) one of the major remaining challenges in atmospheric analytical chemistry<sup>1</sup>.

Proton-Transfer-Reaction Mass Spectrometry (PTR-MS) is a well-established and widely used online monitoring technique for organic trace gases in the atmosphere<sup>2,3</sup>. The recently developed “*Chemical Analysis of Aerosol Online*” (CHARON) particle inlet<sup>4</sup> enables PTR-MS instruments to measure POM online (*i.e.*, without preconcentration on a filter or an impaction plate) and in real time<sup>5-10</sup>. The CHARON inlet consists of an activated charcoal denuder which strips off gaseous organic compounds from the sample flow, an aerodynamic lens system which enriches the particle concentration in the instrument subsampling flow, and a vaporizer which evaporates POM prior to its introduction into the PTR-MS instrument. The PTR-MS analyzer in its standard configuration uses hydronium ( $\text{H}_3\text{O}^+$ ) ions to ionize organic analytes via proton transfer reactions<sup>11</sup>.  $\text{H}_3\text{O}^+$  ions react with all larger organic molecules at unit efficiency, which means that the PTR-MS signal response to typical atmospheric POM constituents varies by less than a factor of 2.5. This makes PTR-MS stand out from other emerging POM analyzers<sup>12,13</sup> and well suited for a quantitative bulk organic aerosol analysis.

An accurate measurement of the bulk organic mass concentration,  $m_{\text{OA}}$ , is essential for obtaining mass closure of submicrometer-sized atmospheric particulate matter. Bulk elemental ratios are widely used reduced parameters for describing the chemical state of POM. The bulk-average hydrogen-to-carbon ratio,  $(\text{H:C})_{\text{bulk}}$ , and the bulk-average oxygen-to-carbon,  $(\text{O:C})_{\text{bulk}}$ , have been linked to important POM properties such as density, volatility, hygroscopicity, oxidation state, and refractive index<sup>14-18</sup>.  $m_{\text{OA}}$ ,  $(\text{H:C})_{\text{bulk}}$  and  $(\text{O:C})_{\text{bulk}}$  are nowadays routinely measured by the Aerodyne aerosol mass spectrometer (AMS)<sup>19</sup>. The AMS is, however, not capable of determining the bulk-average molecular formula,  $\text{MF}_{\text{bulk}}$ , because most organic analytes decompose in this instrument before detection.  $\text{MF}_{\text{bulk}}$  is also difficult to determine with soft ionization methods which usually do not universally and quantitatively ionize all constituents of POM. The accurate determination of  $\text{MF}_{\text{bulk}}$  of atmospheric POM thus remains a major analytical challenge.

When determining  $m_{\text{OA}}$ ,  $(\text{H:C})_{\text{bulk}}$  and  $(\text{O:C})_{\text{bulk}}$  by CHARON PTR-MS, we have hitherto not taken into account the fragmentation of protonated analyte molecules and thus accepted a small but significant negative bias in the measurement of these parameters. The work presented herein quantifies this bias using the conceptual approach that Aiken et al.<sup>20</sup> and Canagaratna et al.<sup>21</sup> have developed for characterizing the AMS analyzer. This approach consists in studying the instrument’s response to a large number of analytes thought to be representative of atmospheric POM and in relating the biased measured data to the known molecular composition. In most

urban and rural atmospheres, POM mainly consists of oxidized species<sup>22</sup> wherein oxygen is predominantly bound in hydroxy, carboxylic and keto groups<sup>23</sup>. We have studied the fragmentation of 26 compounds with these functionalities to derive an algorithm for correcting  $m_{OA}$ ,  $(H:C)_{bulk}$  and  $(O:C)_{bulk}$ . We have further validated this correction algorithm against AMS data using two sets of published data. Finally, we have determined  $MF_{bulk}$  of particles generated from the reaction of  $\alpha$ -pinene and ozone and compared it with literature values.

## MATERIALS AND METHODS

**Fragmentation study.** The 26 oxidized organic compounds studied in this work are listed in Table S1 in the Supplement. The compounds were individually dissolved in distilled water (isopropanol in the case of levoglucosan) and nebulized in a home-built nebulizer that was pressurized with ultra-pure air. The nebulizer outflow was diverted through a heated (80°C) tube and a diffusion dryer for removing water and two activated charcoal denuders (NovaCarb F, Mast Carbon International Ltd., Guilford, UK) for removing any volatile organics present. The resulting flow of polydisperse particles was then injected into a differential mobility analyzer (DMA, TSI model 3070), with only 300 nm particles being transmitted to the CHARON PTR-MS analyzer.

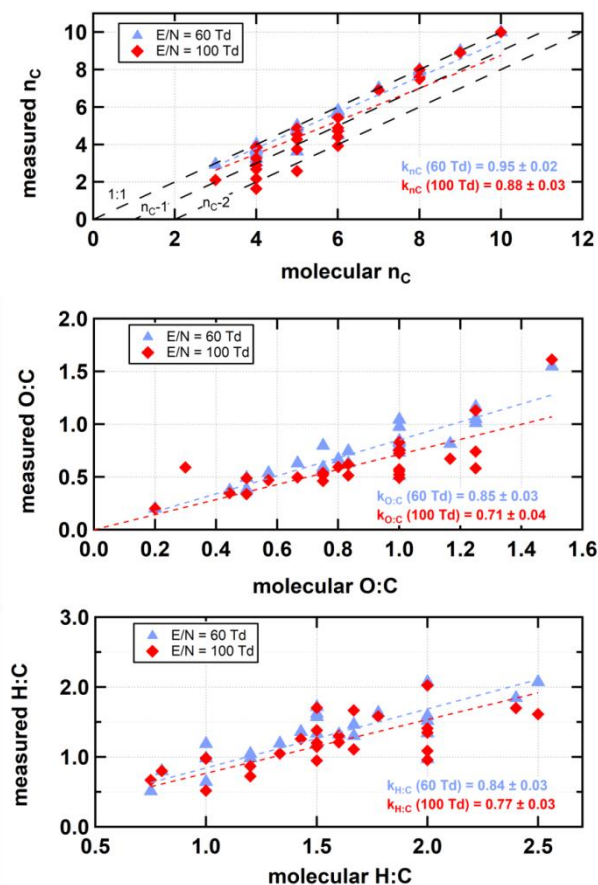
**$\alpha$ -pinene ozonolysis study.** 400 ppb of  $\alpha$ -pinene (98%, Sigma-Aldrich), 525 ppb of ozone and 300 nm ammonium sulfate seed aerosols ( $\sim 1500 \text{ cm}^{-3}$ ) were injected into a borosilicate flow tube (length: 3 m, volume: 30.6 l) that was continuously flushed at a rate of 1 liter per minute with humidified ultra-pure air (RH  $\sim 30\%$ ). The residence time in the flow tube was approximately 30 minutes, enough to generate abundant secondary organic aerosol (SOA) from the reaction of  $\alpha$ -pinene and ozone. The tube outflow was sampled by the CHARON PTR-MS analyzer via a home-built thermodenuder<sup>6</sup>, *i.e.*, a heated tube combined with an activated charcoal denuder. The residence time in the thermodenuder was approximately 40 seconds, enough for equilibration. The thermodenuder temperature was increased in 10°C steps from room temperature to 105°C.

**PTR-MS operation and data analysis.** The CHARON inlet has been described in the introduction and in greater detail by Eichler et al.<sup>4</sup> The inlet we used had a particle enrichment factor of  $\sim 44$ . The vaporizer was operated at 140°C and  $\sim 8$  mbar absolute pressure. The CHARON inlet was connected to a commercial PTR-TOF 8000 analyzer (Ionicon Analytik GmbH, Innsbruck, Austria). The drift tube was kept at 120°C and operated at different reduced electric field strengths (see Results section). The raw data were processed using the *PTR-ToF Data Analyzer*<sup>24</sup>. We assigned a molecular sum formula to each ion signal based on the measured accurate  $m/z$  and quantified it according to its elemental composition. The Langevin-Gioumoussis-Stevenson theory<sup>25</sup> was used for quantifying signals assigned to pure hydrocarbon ions. The Su and Chesnavich parameterized capture rate theory<sup>26</sup> was used for quantifying signals associated with heteroatom-containing ions. Isotropic molecular polarizabilities were determined from the ions' elemental composition using the parametrization proposed by Bosque and Sales<sup>27</sup>. An average dipole moment of 2.75 D was used for quantifying ion signals associated with heteroatom-containing ions. This quantification procedure is described in more detail in Müller et al.<sup>5</sup> The Supplement of Müller et al.<sup>5</sup> describes how to derive  $m_{OA}$ ,

$(H:C)_{bulk}$  and  $(O:C)_{bulk}$  from the elementally-resolved and quantified signals.

## RESULTS AND DISCUSSION

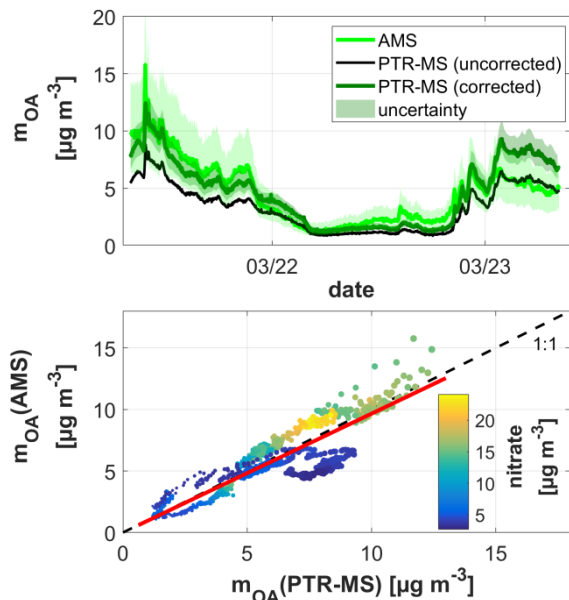
**Reduced fragmentation at 60 Td.** The fragmentation of analyte ions in PTR-MS instruments is, to a large extent, caused by the energetic action of the electric field in the ionization region (*i.e.*, in the drift tube). The electric field prevents the hydration of ions and thus ensures that bare  $H_3O^+$  ions are the main ionizing agents. This is typically achieved by applying a reduced electric field strength,  $E/N$  ( $E$  being the electric field strength and  $N$  the gas number density), in the range between 100 and 160 Td ( $1 \text{ Td} = 10^{-17} \text{ V cm}^2$ ) to the ionization region<sup>28</sup>.



**Figure 1.** Scatter plots of measured  $n_c$  vs. molecular  $n_c$  (upper panel), measured O:C vs. molecular O:C (middle panel), and measured H:C vs. molecular H:C (lower panel), as obtained when pure-compound particles generated from 26 oxidized organic compounds, were sampled at 100 Td (red points) and 60 Td (blue points), respectively.

CHARON PTR-MS analyzers do, however, operate in the  $H_3O^+$  mode down to an  $E/N$  of 60 Td due to the dehumidifying action of the charcoal denuder and the increased drift tube temperature. We have recently shown on the example of *cis*-pinonic acid particles that considerably less fragmentation occurs at 60 Td.<sup>7</sup> This was investigated further in the present study by obtaining the mass spectra of 26 compounds at 100 and 60 Td, respectively. The relative product ion abundances are reported in the Supplement. At 100 Td, 19 of the investigated compounds fragmented to more than 90%. At 60 Td,

fragmentation was considerably reduced, especially for the carboxylic acids (see Supplement). Importantly, at 60 Td 11 of the compounds studied did not exhibit any fragmentation of carbon-carbon bonds. It is also important to note that none of investigated compounds thermally decomposed (*e.g.*, via decarboxylation) in the vaporizer or in the heated drift tube.



**Figure 2.** Time series of  $m_{\text{OA}}$  as measured by the AMS and the PTR-MS instrument (uncorrected, fragmentation-corrected) during a 3 day side-by-side intercomparison<sup>5</sup> in Lyon (upper panel). Scatter plot of  $m_{\text{OA}}$  (AMS) vs.  $m_{\text{OA}}$  (PTR-MS, fragmentation-corrected) (lower panel)

**Fragmentation correction algorithm.** The bulk-average parameters that can be extracted from the PTR-MS mass spectra are biased low due to analyte ion fragmentation. The upper panel of Figure 1 shows that measured number of carbon atoms,  $n_{\text{C}}$ , is, on a bulk average, by 12 % (100 Td) and 5 % (60 Td) lower than the molecular  $n_{\text{C}}$ . The measured O:C is, on a bulk average, by 29% (100 Td) and 15% (60 Td) lower than the molecular O:C (Figure 1, middle panel). The measured H:C is, on a bulk average, by 23% (100 Td) and 16% (60 Td) lower than the molecular H:C (Figure 1, lower panel). Based on these data, a simple correction algorithm can be derived for the number of carbon atoms, the number of oxygen atoms,  $n_{\text{O}}$ , and the number of hydrogen atoms,  $n_{\text{H}}$ , respectively.

$$n_{\text{C}}^{\text{corrected}} = \frac{n_{\text{C}}^{\text{measured}}}{k_{\text{C}}} \quad (1)$$

$k_{\text{C}}$  is 0.88 and 0.95 for 100 Td and 60 Td, respectively. Here and in the equations below,  $k$  generally denotes a correction factor.

$$n_{\text{O}}^{\text{corrected}} = \frac{(\text{O:C})^{\text{measured}}}{k_{(\text{O:C})}} \cdot n_{\text{C}}^{\text{corrected}} \quad (2)$$

$k_{(\text{O:C})}$  is 0.71 and 0.85 for 100 Td and 60 Td, respectively.

$$n_{\text{H}}^{\text{corrected}} = \frac{(\text{H:C})^{\text{measured}}}{k_{(\text{H:C})} \cdot \text{CF}_{\text{H}}} \cdot n_{\text{C}}^{\text{corrected}} \quad (3)$$

$k_{(\text{H:C})}$  is 0.77 and 0.84 for 100 Td and 60 Td, respectively. The correction factor  $\text{CF}_{\text{H}}$  comes from an iterative correction process and is 0.96 and 1.05 for 100 Td and 60 Td, respectively.

The corrected  $m_{\text{OA}}$  is obtained from:

$$m_{\text{OA}}^{\text{corrected}} = f \times m_{\text{OA}}^{\text{measured}} \quad (4)$$

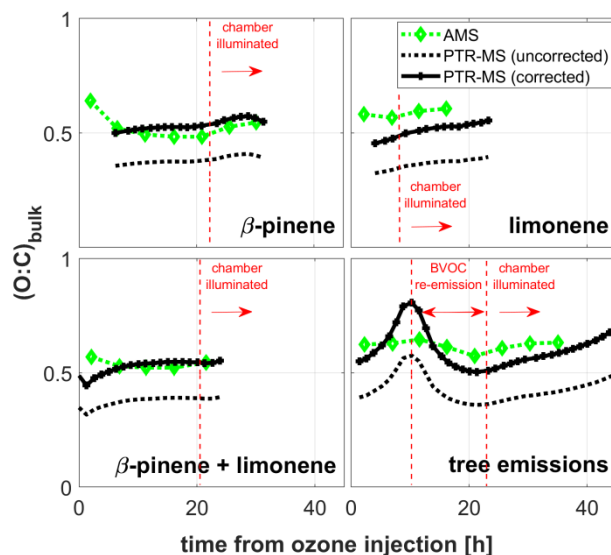
The correction factor  $f$  for correcting  $m_{\text{OA}}$  is given by:

$$f = \frac{n_{\text{C}}^{\text{corrected}} m_{\text{C}} + n_{\text{O}}^{\text{corrected}} m_{\text{O}} + n_{\text{H}}^{\text{corrected}} m_{\text{H}}}{n_{\text{C}}^{\text{measured}} m_{\text{C}} + n_{\text{O}}^{\text{measured}} m_{\text{O}} + n_{\text{H}}^{\text{measured}} m_{\text{H}}} \quad (5)$$

$m_{\text{C}}$ ,  $m_{\text{O}}$  and  $m_{\text{H}}$  are the masses of carbon, oxygen and hydrogen atoms, respectively. The lower boundary of uncertainty for  $m_{\text{OA}}^{\text{corrected}}$  is given by  $1 - \frac{n_{\text{C}}^{\text{corrected}}}{n_{\text{C}}^{\text{measured}}}$ . The upper boundary of uncertainty for  $m_{\text{OA}}^{\text{corrected}}$  is given by  $1 - \frac{n_{\text{C}}^{\text{corrected}}}{n_{\text{C}}^{\text{measured}} + 2}$ .

**Validation.** We have used two sets of published data for validating the fragmentation-corrected PTR-MS data against AMS data.

The first set of data is taken from Müller et al.<sup>5</sup> who compared AMS (cTOF version) and CHARON PTR-MS measurements of urban air in Lyon (France). The main finding was that the data from the two instruments correlate well, with the PTR-MS analyzer systematically underestimating  $m_{\text{OA}}$ . Figure 2 shows the time series and scatter plot obtained when the fragmentation correction was applied to the PTR-MS data. The AMS and PTR-MS data are now in excellent agreement, except for a period when organics were relatively high and nitrate was low. The linear regression slope decreases from 1.13 (AMS vs. PTR-MS<sub>uncorrected</sub>, see Müller et al.<sup>5</sup>) to 0.96 (AMS vs. PTR-MS<sub>corrected</sub>;  $R^2=0.75$ ).



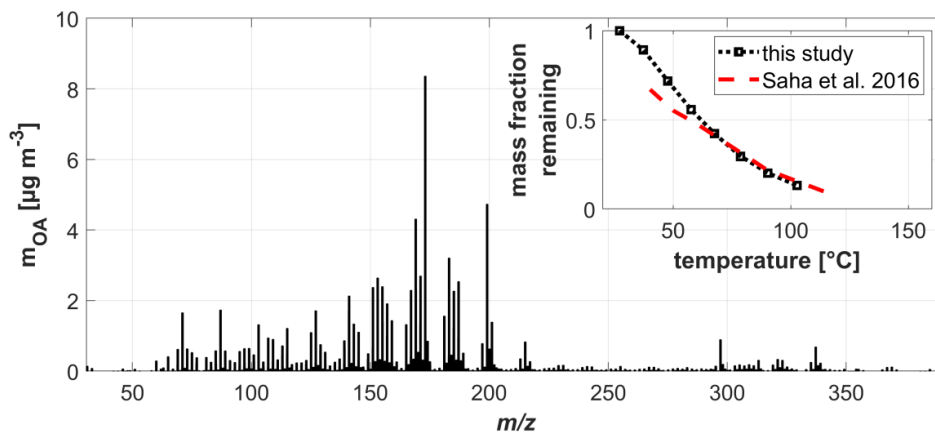
**Figure 3.** Time series of  $(\text{O:C})_{\text{bulk}}$  as measured by the AMS and the PTR-MS (uncorrected, fragmentation-corrected) in the SAPHIR atmosphere simulation chamber<sup>7</sup> when SOA was generated from the ozonolysis of  $\beta$ -pinene, limonene, a  $\beta$ -pinene–limonene mix and real plant emissions, respectively.

The second set of data is taken from Gkatzelis et al.<sup>7</sup> who monitored SOA that was generated in the SAPHIR atmosphere simulation chamber from the ozonolysis of  $\beta$ -pinene, limonene, a  $\beta$ -pinene–limonene mix and real plant emissions, respectively. Figure 3 shows that the fragmentation correction brings the  $(\text{O:C})_{\text{bulk}}$  values determined by AMS (HTOF version) and PTR-MS in close agreement.

**Average molecular formula.** For many applications and parameterizations, the chemical description of POM via bulk elemental ratios is an oversimplification. An adequate descrip-

tion of bulk aerosol volatility, for example, needs to include at least the bulk-average molecular weight and the average num-

ber of oxygen atoms. In such a case,  $MF_{\text{bulk}}$  may be better suited for a simplified chemical description of POM.



**Figure 4.** PTR-MS ( $\text{H}_3\text{O}^+$  mode, 60 Td) mass spectrum of particles generated from the ozonolysis of  $\alpha$ -pinene. The insert shows a thermogram of the organic mass fraction remaining when particles were heated before analysis in the CHARON PTR-MS system.

Measuring  $MF_{\text{bulk}}$  is, however, a major analytical challenge. As explained above, atmospheric POM mostly consists of oxidized hydrocarbons. While a lot of current research focuses on highly oxidized molecules, compounds including only one oxygen atom (*e.g.*, sterols, aldehydes), two O's (*e.g.*, monocarboxylic acids, ketoaldehydes) or 3 O's (*e.g.*, keto- and hydroxycarboxylic acids, triols) can make up for a significant fraction of the organic matter. Most of the soft ionization methods (*e.g.*, iodide chemical ionization, acetate chemical ionization, electrospray ionization) currently used for POM analysis do, however, either not respond to poorly oxidized analytes or exhibit a highly variable compound-specific response.<sup>12,13,29,30</sup> It is thus not possible to quantitatively analyze bulk organic aerosol with these ionization techniques. Here is where PTR-MS with its universal (*i.e.*, independent of  $n_{\text{O}}$ ) and quantitative ionization via  $\text{H}_3\text{O}^+$  ions fills an important gap.

Figure 4 shows the mass spectrum obtained from  $130 \mu\text{g m}^{-3}$  of SOA generated in a flow tube from the reaction of  $\alpha$ -pinene with ozone. The uncorrected  $MF_{\text{bulk}}$  we extract from the mass spectrum is  $\text{C}_{7.6}\text{H}_{10.7}\text{O}_{2.6}$ ; the fragmentation-corrected  $MF_{\text{bulk}}$  is  $\text{C}_{8.0}\text{H}_{12.7}\text{O}_{3.3}$ . Being able to detect poorly oxidized species, PTR-MS observes on average 2-3 oxygen atoms less in  $\alpha$ -pinene secondary organic aerosol than other ionization techniques.<sup>31,32</sup> This has, for example, an important implication for bulk volatility calculations. Using the method proposed by Daumit et al.<sup>23</sup>, we derive a bulk volatility  $\log C^*_{298\text{K}}=4.2$  from the fragmentation-corrected  $MF_{\text{bulk}}$ . The insert in Figure 4 shows the results from our thermodenuder measurements, which are in good agreement with the data reported by Saha et al.<sup>33</sup> The experimentally derived bulk volatility  $\log C^*_{298\text{K}}$  is 2.5. This value in good agreement with the number obtained from the PTR-MS derived  $MF_{\text{bulk}}$ , while an  $MF_{\text{bulk}}$  with 5 or 6 oxygen atoms would result in a much lower bulk volatility ( $\log C^*_{298\text{K}}$  on the order of -1 or -2). More details about this topic will be given in a forthcoming publication (Leglise et al., in preparation).

## CONCLUSION

We have studied the mass spectral response of the CHARON PTR-MS analyzer to 26 oxidized organic com-

pounds which are thought to be representative of atmospheric POM. Fragmentation was found to be significant both at 100 and 60 Td reduced electric field strength and thus needs to be taken into account for a quantitative bulk aerosol analysis. Linear trends in measured vs. molecular  $n_{\text{C}}$ , (O:C) and (H:C) allowed us to derive a correction algorithm for  $m_{\text{OA}}$ , (O:C)<sub>bulk</sub>, (H:C)<sub>bulk</sub> and  $MF_{\text{bulk}}$ . The work presented herein will help the small but steadily growing user community in establishing the CHARON PTR-MS instrument as a tool for bulk organic aerosol analysis.

## ASSOCIATED CONTENT

### Supporting Information

The Supporting Information is available free of charge on the ACS Publications website.

List of 26 compounds studied with relative product ion abundances as measured by CHARON-PTR-MS at 60 and 100 Td (PDF)

## AUTHOR INFORMATION

### Corresponding Author

\*Email: [armin.wisthaler@kjemi.uio.no](mailto:armin.wisthaler@kjemi.uio.no). Phone: +47-22859139

### ORCID:

Markus Müller: 0000-0003-4110-8950  
Armin Wisthaler: 0000-0001-5050-3018

### Author Contributions

JL carried out most of the measurements and part of the analysis and drafted the manuscript. TO and FP supported the measurements. MM supervised the laboratory work and carried out most of the analysis. AW supervised the scientific work and wrote the final manuscript. All authors have given approval to the final version of the manuscript.

### Notes

FP and MM both work for Ionicon Analytik, which is commercializing CHARON PTR-MS instruments. AW and MM both profit from a license agreement (CHARON inlet) between the University of Innsbruck and Ionicon Analytik.

## ACKNOWLEDGMENT

This project has received funding from the European Union's Horizon 2020 research and innovation programme under grant agreement No 690958. JL and TO received funding from the EU Horizon 2020 program (#690958-MARSU). FP received funding from the EU Horizon 2020 program (#674911-IMPACT). JL was also supported by Labex Voltaire (ANR-10-LABX-100-01), and the EU Horizon 2020 program (#730997- EUROCHAMP-2020).

## REFERENCES

- (1) Nozière, B.; Kalberer, M.; Claeys, M.; Allan, J.; D'Anna, B.; Decesari, S.; Finessi, E.; Glasius, M.; Grgič, I.; Hamilton, J. F.; et al. The Molecular Identification of Organic Compounds in the Atmosphere: State of the Art and Challenges. *Chem. Rev.* **2015**, *115* (10), 3919–3983. <https://doi.org/10.1021/cr5003485>.
- (2) de Gouw, J.; Warneke, C. Measurements of Volatile Organic Compounds in the Earth's Atmosphere Using Proton-Transfer-Reaction Mass Spectrometry. *Mass Spectrom Rev* **2007**, *26* (2), 223–257. <https://doi.org/10.1002/mas.20119>.
- (3) Yuan, B.; Koss, A. R.; Warneke, C.; Coggon, M.; Sekimoto, K.; de Gouw, J. A. Proton-Transfer-Reaction Mass Spectrometry: Applications in Atmospheric Sciences. *Chem. Rev.* **2017**, *117* (21), 13187–13229. <https://doi.org/10.1021/acs.chemrev.7b00325>.
- (4) Eichler, P.; Müller, M.; D'Anna, B.; Wisthaler, A. A Novel Inlet System for Online Chemical Analysis of Semi-Volatile Submicron Particulate Matter. *Atmos. Meas. Tech.* **2015**, *8* (3), 1353–1360. <https://doi.org/10.5194/amt-8-1353-2015>.
- (5) Müller, M.; Eichler, P.; D'Anna, B.; Tan, W.; Wisthaler, A. Direct Sampling and Analysis of Atmospheric Particulate Organic Matter by Proton-Transfer-Reaction Mass Spectrometry. *Anal. Chem.* **2017**, *89* (20), 10889–10897. <https://doi.org/10.1021/acs.analchem.7b02582>.
- (6) Eichler, P.; Müller, M.; Rohmann, C.; Stengel, B.; Orasche, J.; Zimmermann, R.; Wisthaler, A. Lubricating Oil as a Major Constituent of Ship Exhaust Particles. *Environ. Sci. Technol. Lett.* **2017**, *4* (2), 54–58. <https://doi.org/10.1021/acs.estlett.6b00488>.
- (7) Gkatzelis, G. I.; Tillmann, R.; Hohaus, T.; Müller, M.; Eichler, P.; Xu, K.-M.; Schlag, P.; Schmitt, S. H.; Wegener, R.; Kaminski, M.; et al. Comparison of Three Aerosol Chemical Characterization Techniques Utilizing PTR-ToF-MS: A Study on Freshly Formed and Aged Biogenic SOA. *Atmos. Meas. Tech.* **2018**, *11* (3), 1481–1500. <https://doi.org/10.5194/amt-11-1481-2018>.
- (8) Gkatzelis, G. I.; Hohaus, T.; Tillmann, R.; Gensch, I.; Müller, M.; Eichler, P.; Xu, K.-M.; Schlag, P.; Schmitt, S. H.; Yu, Z.; et al. Gas-to-Particle Partitioning of Major Biogenic Oxidation Products from Monoterpenes and Real Plant Emissions. *Atmos. Chem. Phys. Discuss.* **2018**, *2018*, 1–32. <https://doi.org/10.5194/acp-2018-96>.
- (9) Tan, W.; Zhu, L.; Mikoviny, T.; Nielsen, C. J.; Wisthaler, A.; Eichler, P.; Müller, M.; D'Anna, B.; Farren, N. J.; Hamilton, J. F.; et al. Theoretical and Experimental Study on the Reaction of Tert-Butylamine with OH Radicals in the Atmosphere. *J. Phys. Chem. A* **2018**. <https://doi.org/10.1021/acs.jpca.8b01862>.
- (10) Piel, F.; Müller, M.; Mikoviny, T.; Pusede, S. E.; Wisthaler, A. Airborne Measurements of Particulate Organic Matter by PTR-MS: A Pilot Study. *Atmospheric Measurement Techniques Discussions* **2019**, 1–20. <https://doi.org/10.5194/amt-2019-181>.
- (11) Hansel, A.; Jordan, A.; Holzinger, R.; Prazeller, P.; Vogel, W.; Lindinger, W. Proton Transfer Reaction Mass Spectrometry: On-Line Trace Gas Analysis at the Ppb Level. *International Journal of Mass Spectrometry and Ion Processes* **1995**, 149–150, 609–619. [https://doi.org/10.1016/0168-1176\(95\)04294-U](https://doi.org/10.1016/0168-1176(95)04294-U).
- (12) Lopez-Hilfiker, F. D.; Pospisilova, V.; Huang, W.; Kalberer, M.; Mohr, C.; Stefenelli, G.; Thornton, J. A.; Baltensperger, U.; Prevot, A. S. H.; Slowik, J. G. An Extractive Electrospray Ionization Time-of-Flight Mass Spectrometer (EESI-TOF) for Online Measurement of Atmospheric Aerosol Particles. *Atmospheric Measurement Techniques Discussions* **2019**, 1–40. <https://doi.org/10.5194/amt-2019-45>.
- (13) Lopez-Hilfiker, F. D.; Mohr, C.; Ehn, M.; Rubach, F.; Kleist, E.; Wildt, J.; Mentel, T. F.; Lutz, A.; Hallquist, M.; Worsnop, D.; et al. A Novel Method for Online Analysis of Gas and Particle Composition: Description and Evaluation of a Filter Inlet for Gases and AEROSOLS (FIGAERO). *Atmospheric Measurement Techniques* **2014**, *7* (4), 983–1001. <https://doi.org/10.5194/amt-7-983-2014>.
- (14) Chang, R. Y.-W.; Slowik, J. G.; Shantz, N. C.; Vlasenko, A.; Liggio, J.; Sjostedt, S. J.; Leaitch, W. R.; Abbatt, J. P. D. The Hygroscopicity Parameter ( $\kappa$ ) of Ambient Organic Aerosol at a Field Site Subject to Biogenic and Anthropogenic Influences: Relationship to Degree of Aerosol Oxidation. *Atmospheric Chemistry and Physics* **2010**, *10* (11), 5047–5064. <https://doi.org/10.5194/acp-10-5047-2010>.
- (15) Kroll, J. H.; Donahue, N. M.; Jimenez, J. L.; Kessler, S. H.; Canagaratna, M. R.; Wilson, K. R.; Altieri, K. E.; Mazzoleni, L. R.; Wozniak, A. S.; Bluhm, H.; et al. Carbon Oxidation State as a Metric for Describing the Chemistry of Atmospheric Organic Aerosol. *Nature Chemistry* **2011**, *3* (2), 133–139. <https://doi.org/10.1038/nchem.948>.
- (16) Kim, H.; Liu, S.; Russell, L. M.; Paulson, S. E. Dependence of Real Refractive Indices on O:C, H:C and Mass Fragments of Secondary Organic Aerosol Generated from Ozonolysis and Photooxidation of Limonene and  $\alpha$ -Pinene. *Aerosol Science and Technology* **2014**, *48* (5), 498–507. <https://doi.org/10.1080/02786826.2014.893278>.
- (17) Huffman, J. A.; Docherty, K. S.; Mohr, C.; Cubison, M. J.; Ulbrich, I. M.; Ziemann, P. J.; Onasch, T. B.; Jimenez, J. L. Chemically-Resolved Volatility Measurements of Organic Aerosol from Different Sources. *Environ. Sci. Technol.* **2009**, *43* (14), 5351–5357. <https://doi.org/10.1021/es803539d>.
- (18) Kuwata, M.; Zorn, S. R.; Martin, S. T. Using Elemental Ratios to Predict the Density of Organic Material Composed of Carbon, Hydrogen, and Oxygen. *Environ. Sci. Technol.* **2012**, *46* (2), 787–794. <https://doi.org/10.1021/es202525q>.
- (19) DeCarlo, P. F.; Kimmel, J. R.; Trimborn, A.; Northway, M. J.; Jayne, J. T.; Aiken, A. C.; Gonin, M.; Fuhrer, K.; Horvath, T.; Docherty, K. S.; et al. Field-Deployable, High-Resolution, Time-of-Flight Aerosol Mass Spectrometer. *Anal. Chem.* **2006**, *78* (24), 8281–8289. <https://doi.org/10.1021/ac061249n>.
- (20) Aiken, A. C.; DeCarlo, P. F.; Kroll, J. H.; Worsnop, D. R.; Huffman, J. A.; Docherty, K. S.; Ulbrich, I. M.; Mohr, C.; Kimmel, J. R.; Sueper, D.; et al. O/C and OM/OC Ratios of Primary, Secondary, and Ambient Organic Aerosols with High-Resolution Time-of-Flight Aerosol Mass Spectrometry. *Environ. Sci. Technol.* **2008**, *42* (12), 4478–4485. <https://doi.org/10.1021/es703009q>.
- (21) Canagaratna, M. R.; Jimenez, J. L.; Kroll, J. H.; Chen, Q.; Kessler, S. H.; Massoli, P.; Hildebrandt Ruiz, L.; Fortner, E.; Williams, L. R.; Wilson, K. R.; et al. Elemental Ratio Measurements of Organic Compounds Using Aerosol Mass Spectrometry: Characterization, Improved Calibration, and Implications. *Atmospheric Chemistry and Physics* **2015**, *15* (1), 253–272. <https://doi.org/10.5194/acp-15-253-2015>.
- (22) Jimenez, J. L.; Canagaratna, M. R.; Donahue, N. M.; Prevot, A. S. H.; Zhang, Q.; Kroll, J. H.; DeCarlo, P. F.; Allan, J. D.; Coe, H.; Ng, N. L.; et al. Evolution of Organic Aerosols in the Atmosphere. *Science* **2009**, *326* (5959), 1525–1529. <https://doi.org/10.1126/science.1180353>.
- (23) Daumit, K. E.; Kessler, S. H.; Kroll, J. H. Average Chemical Properties and Potential Formation Pathways of Highly Oxidized Organic Aerosol. *Faraday Discuss.* **2013**, *165*, 181–202.

- (24) Müller, M.; Mikoviny, T.; Jud, W.; D'Anna, B.; Wisthaler, A. A New Software Tool for the Analysis of High Resolution PTR-TOF Mass Spectra. *Chemometrics and Intelligent Laboratory Systems* **2013**, *127*, 158–165. <https://doi.org/10.1016/j.chemolab.2013.06.011>.
- (25) Langevin, P. L'ionization Des Gaz. *Ann. Chim. Phys* **1903**, *28*, 433–530.
- (26) Su, T.; Chesnavich, W. J. Parametrization of the Ion-Polar Molecule Collision Rate Constant by Trajectory Calculations. *Journal of Chemical Physics* **1982**, *76*, 5183–5185. <https://doi.org/10.1063/1.442828>.
- (27) Bosque, R.; Sales, J. Polarizabilities of Solvents from the Chemical Composition. *J Chem Inf Comput Sci* **2002**, *42* (5), 1154–1163.
- (28) Holzinger, R.; Acton, W. J. F.; Bloss, W. J.; Breitenlechner, M.; Crilley, L. R.; Dusanter, S.; Gonin, M.; Gros, V.; Keutsch, F. N.; Kiendler-Scharr, A.; et al. Validity and Limitations of Simple Reaction Kinetics to Calculate Concentrations of Organic Compounds from Ion Counts in PTR-MS. *Atmospheric Measurement Techniques Discussions* **2019**, 1–29. <https://doi.org/10.5194/amt-2018-446>.
- (29) Aljawhary, D.; Lee, A. K. Y.; Abbatt, J. P. D. High-Resolution Chemical Ionization Mass Spectrometry (ToF-CIMS): Application to Study SOA Composition and Processing. *Atmospheric Measurement Techniques* **2013**, *6* (11), 3211–3224. <https://doi.org/10.5194/amt-6-3211-2013>.
- (30) Riva, M.; Rantala, P.; Krechmer, J. E.; Peräkylä, O.; Zhang, Y.; Heikkinen, L.; Garmash, O.; Yan, C.; Kulmala, M.; Worsnop, D.; et al. Evaluating the Performance of Five Different Chemical Ionization Techniques for Detecting Gaseous Oxygenated Organic Species. *Atmospheric Measurement Techniques* **2019**, *12* (4), 2403–2421. <https://doi.org/10.5194/amt-12-2403-2019>.
- (31) Buchholz, A.; Lambe, A. T.; Ylisirniö, A.; Li, Z.; Tikkanen, O.-P.; Faiola, C.; Kari, E.; Hao, L.; Luoma, O.; Huang, W.; et al. Insights into the O<sub>2</sub>-Dependent Mechanisms Controlling the Evaporation of  $\alpha$ -Pinene Secondary Organic Aerosol Particles. *Atmospheric Chemistry and Physics* **2019**, *19* (6), 4061–4073. <https://doi.org/10.5194/acp-19-4061-2019>.
- (32) Romonosky, D. E.; Laskin, A.; Laskin, J.; Nizkorodov, S. A. High-Resolution Mass Spectrometry and Molecular Characterization of Aqueous Photochemistry Products of Common Types of Secondary Organic Aerosols. *J. Phys. Chem. A* **2015**, *119* (11), 2594–2606. <https://doi.org/10.1021/jp509476r>.
- (33) Saha, P. K.; Grieshop, A. P. Exploring Divergent Volatility Properties from Yield and Thermogravimetric Measurements of Secondary Organic Aerosol from  $\alpha$ -Pinene Ozonolysis. *Environ. Sci. Technol.* **2016**, *50* (11), 5740–5749. <https://doi.org/10.1021/acs.est.6b00303>.

### Table of Contents Artwork

