



HAL
open science

The Prompt ElastoGravity Signals (PEGS): Detection capabilities and limitations of very broadband seismometers

Martin Vallée, Kévin Juhel, Pascal Bernard, Jean Paul Ampuero, Jean-Paul Montagner, Matteo Barsuglia

► To cite this version:

Martin Vallée, Kévin Juhel, Pascal Bernard, Jean Paul Ampuero, Jean-Paul Montagner, et al.. The Prompt ElastoGravity Signals (PEGS): Detection capabilities and limitations of very broadband seismometers. Rencontres scientifiques et techniques RESIF 2019, Nov 2019, Biarritz, France. hal-02446614

HAL Id: hal-02446614

<https://hal.science/hal-02446614>

Submitted on 21 Jan 2020

HAL is a multi-disciplinary open access archive for the deposit and dissemination of scientific research documents, whether they are published or not. The documents may come from teaching and research institutions in France or abroad, or from public or private research centers.

L'archive ouverte pluridisciplinaire **HAL**, est destinée au dépôt et à la diffusion de documents scientifiques de niveau recherche, publiés ou non, émanant des établissements d'enseignement et de recherche français ou étrangers, des laboratoires publics ou privés.



Distributed under a Creative Commons Attribution 4.0 International License

Context

Gravitational perturbations due to mass redistribution associated with tectonic processes :

- Static (final) gravitational perturbations:
 - Known solution for shear or tensile faults in half-space [Okubo et al., 1992]
 - Observed by Earth gravimeters [2003 Tokachi earthquake, Imanishi et al., 2004] and space gravimetry [static gravitational changes of the 2011 Tohoku earthquake detected by GRACE, e.g. Matsuo & Heki, 2011]
- Dynamic gravitational perturbations:
 - Such perturbations also occur immediately after an earthquake [Harms et al., 2015; Montagner et al., 2016]:
 - The Earth masses are perturbed, both at the source location and at the places affected by the transient dilatant/compressive elastic waves
 - These perturbations propagate at the speed of light... even if their signature is small, the quiet period before the P-wave arrival may allow to observe them

Such a tiny signal requires large earthquakes and excellent stations to be recorded

The 2011 (Mw=9.1) Tohoku earthquake

Acceleration signals in the [0.002-0.03Hz] frequency range, cut at their P wave arrival time

After downloading all the available stations from IRIS Wilber III (hundreds of stations), map of all the stations able to detect the signal, based on a Signal-to-Noise ratio criterion

Most of the stations are FDSN stations (IRIS or GEOSCOPE) known for their high quality

Some stations from F-NET are also included

But what are exactly these signals that we observe ?

What do we expect to record with a ground-attached seismometer (or gravimeter) ?

Without gravitational changes, gravity only controls the equilibrium position of the mass, and we have :

$$\frac{d^2\xi}{dt^2} + \frac{D}{M} \frac{d\xi}{dt} + \frac{k}{M} \xi = -\frac{d^2u}{dt^2} \quad (1)$$

With Δg , (1) is simply modified as :

$$\frac{d^2\xi}{dt^2} + \frac{D}{M} \frac{d\xi}{dt} + \frac{k}{M} \xi = \Delta g - \frac{d^2u}{dt^2} \quad (2)$$

A seismometer is therefore a seismo-gravimeter, which records, after correction from the instrumental response, the difference between the ground acceleration and the gravitational perturbations

How to compute Δg ?

Let us consider an earthquake in r_s , starting at $t=0$, and generating elastic waves, with the fastest (P) one arriving at T_p at the station in r_0

- At a given time t ($0 < t < T_p$), transient elastic displacements affect the volume V_0^P around the source
- These displacements can be calculated in every point r of V_0^P (use of AXITRA method, moment tensor version) with : $u_i(r, t) = M_{jk}(t) * G_{ijk}(r_s, r, t)$
- The pre-P gravitational perturbation is controlled by an integral over V_0^P of the form (Dahlen & Tromp 1998):

$$\Delta g^P(r, t) = G \int_{V_0^P} \frac{\rho(r') [u(r', t) - 3(e_{rr} \cdot u(r', t)) e_{rr}]}{|r - r'|^3} dr'$$

But note that there is a gravitational perturbation not only at r_0 , but everywhere in the medium

Δg is also a body force acting in the whole medium, which will cause the station to move EVEN BEFORE the arrival of the direct P wave. This can be seen as a try of the Earth to elastically re-equilibrate after the gravitational perturbations.

Concretely, all the gravitational perturbations occurring in the volume V_0^P defined by $V_0^P = \{r' \in V / T^P(r_0, r') < T_p\}$ can generate elastic waves arriving before the hypocentral P arrival at the station

This gravitational-induced acceleration can be computed with the integral

$$\ddot{u}_z^P(r, t) = \frac{d^2}{dt^2} \int_{V_0^P} \frac{\rho(r') \Delta g_i^P(r', t) * G_{iz}(r', r, t) dr'}{}$$

AXITRA method (single force)

We now have all the ingredients to compute the prompt vertical acceleration recorded by the broadband seismometers = $\Delta g_z^P(r_0, t) - \ddot{u}_z^P(r_0, t)$

Data & simulations at INU (GEOSCOPE, G) and MDJ (IRIS-China, IC)

Remark : at INU station, the recorded signal is negative while the gravitational perturbation is positive : the signal is dominated by the induced acceleration

Vallée et al., Science, 2017

PEGS observations and modeling for 5 additional earthquakes of the last 25 years (Mw = 7.9-8.8). PEGS detection is made using individual (yellow) of stacked (green) seismometers signals

PEGS observations and modeling for the 2011 (Mw=9.1) Tohoku earthquake

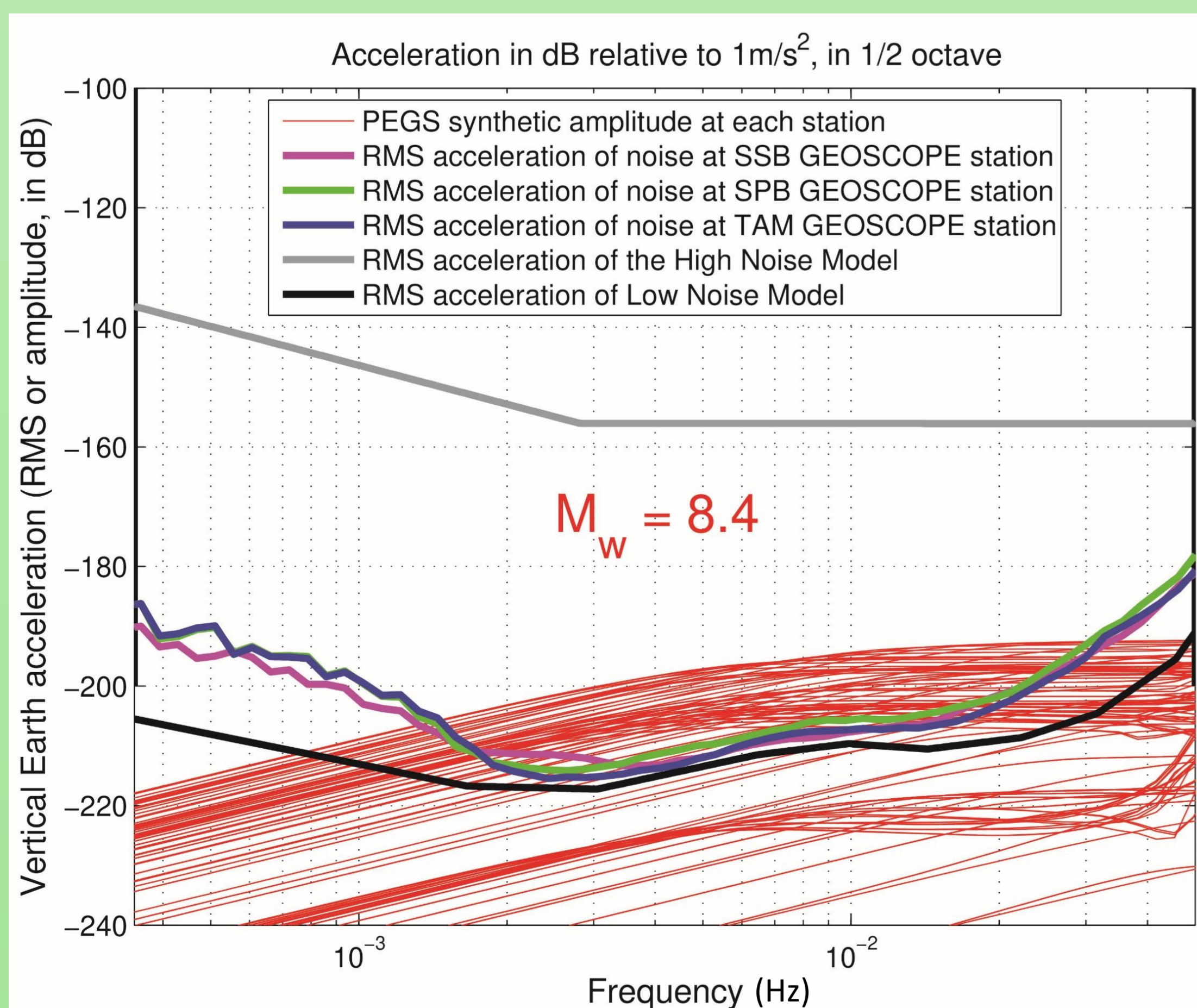
Good agreement between observed and modeled signals

Strong sensitivity to earthquake magnitude [A smaller Tohoku-type earthquake (Mw < 8.5) would not have been detected]

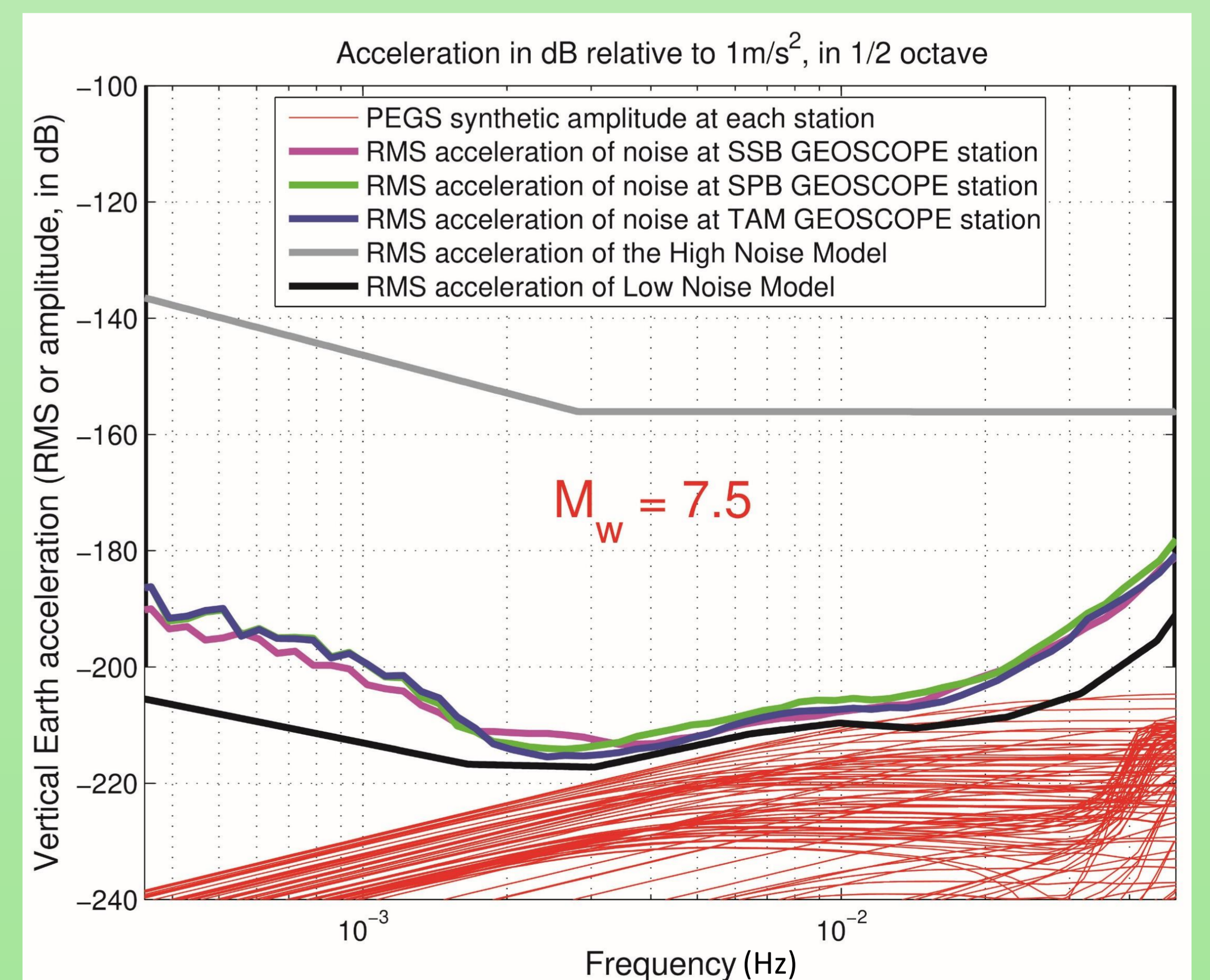
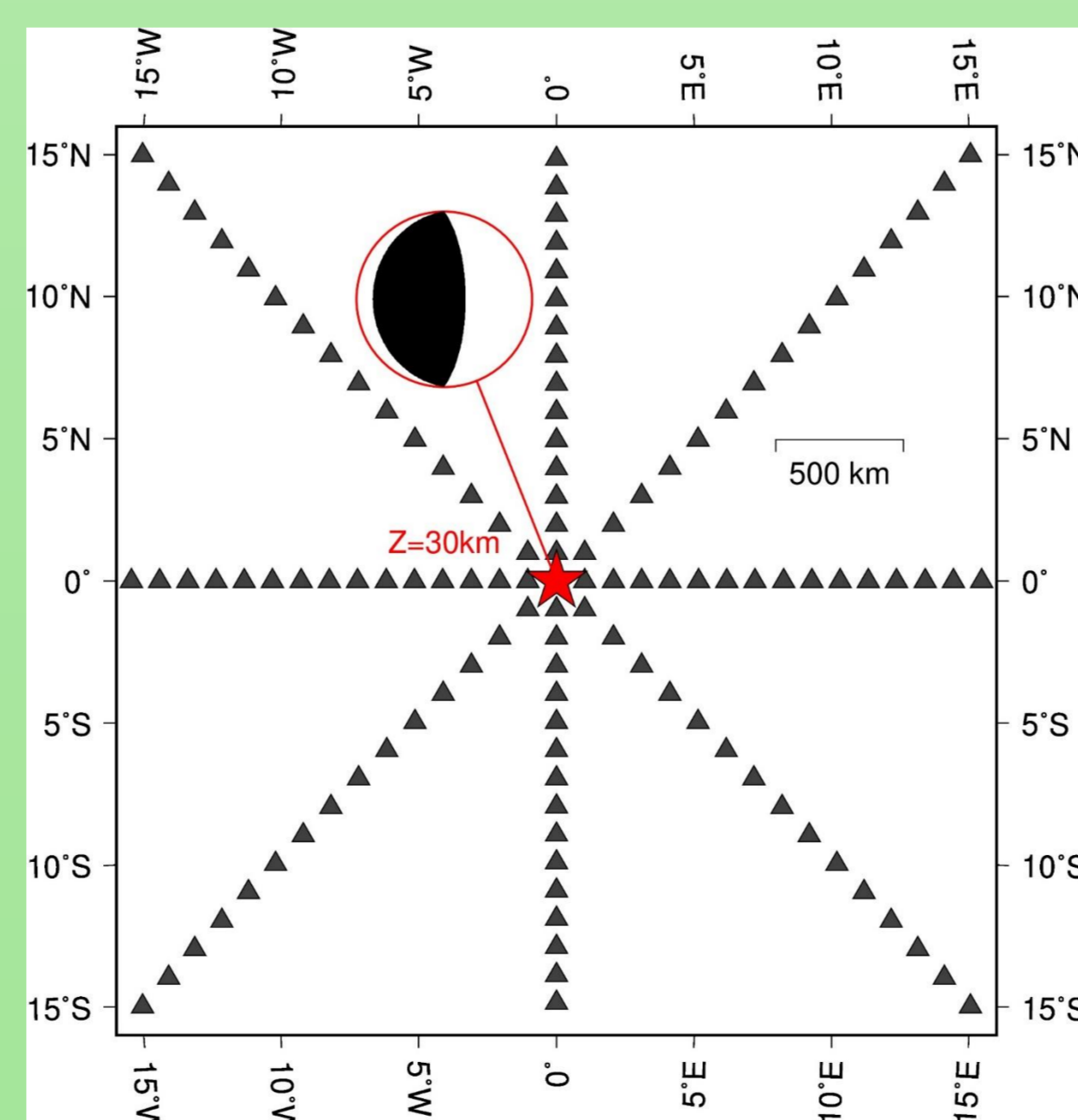
Vallée et al., Science, 2017

Vallée and Juhel, 2019

What are the limitations of PEGS observation with today seismometers ?



- PEGS simulation for a typical subduction mechanism at 120 fictitious stations around the earthquake, in the 100~2000km distance range
- For a typical $M_w=8.4$ scenario, good quality very broadband seismometers are expected to detect the signal in the [0.002-0.03Hz] frequency range, except if sensors are located in unfavorable directions (here along the N-S direction)
- For a typical $M_w=7.5$ scenario, signals never reach values above the « noise » (physical or instrumental) :
 - Detection requires to model/mitigate the background seismic noise, or to develop fully new instruments which are much less sensitive to it.



Spectrum amplitude of PEGS signals, compared to rms noise amplitudes (model and observed at some stations), for an $M_w=8.4$ scenario

Spectrum amplitude of PEGS signals, compared to rms noise amplitudes (model and observed at some stations), for an $M_w=7.5$ scenario