



HAL
open science

A new unbiased minimum variance observer for stochastic LTV systems with unknown inputs

Luc Meyer, Dalil Ichalal, Vincent Vigneron

► **To cite this version:**

Luc Meyer, Dalil Ichalal, Vincent Vigneron. A new unbiased minimum variance observer for stochastic LTV systems with unknown inputs. *IMA Journal of Mathematical Control and Information*, 2020, 37 (2), pp.475–496. 10.1093/imamci/dnz009 . hal-02442000

HAL Id: hal-02442000

<https://hal.science/hal-02442000>

Submitted on 4 May 2021

HAL is a multi-disciplinary open access archive for the deposit and dissemination of scientific research documents, whether they are published or not. The documents may come from teaching and research institutions in France or abroad, or from public or private research centers.

L'archive ouverte pluridisciplinaire **HAL**, est destinée au dépôt et à la diffusion de documents scientifiques de niveau recherche, publiés ou non, émanant des établissements d'enseignement et de recherche français ou étrangers, des laboratoires publics ou privés.

A new unbiased minimum variance observer for stochastic LTV systems with unknown inputs

LUC MEYER*

ONERA, Université Paris Saclay, Chemin de la Huniere, 91120 Palaiseau, France

*Corresponding author. Email: luc.meyer@onera.fr

AND

DALIL ICHALAL AND VINCENT VIGNERON

IBISC Lab, Université d'Evry-Val-d'Essonne, Université Paris Saclay, 43 Rue du Pelvoux, 91080 Courcouronnes, France

[Received on 21 November 2017; revised on 29 December 2018; accepted on 14 February 2019]

This paper is devoted to the state and input estimation of a linear time varying system in the presence of an unknown input (UI) in both state and measurement equations, and affected by Gaussian noises. The classical rank condition used in this kind of approach is relaxed in order to be able to be used in a wider range of systems. A state observer, that is an unbiased estimator with minimum error variance, is proposed. Then a UI observer is constructed, in order to be a best linear unbiased estimator, it follows a unique construction whether the direct feedthrough matrix is null or not. In a sense the proposed approach, generalizes and unifies the existing ones. Besides, a stability result is given for linear time invariant systems, which is a novelty for unbiased minimum variance observers relaxing the classical rank condition.

Keywords: state estimation; stochastic systems; unknown input; linear time varying systems; discrete-time systems.

1. Introduction

Observation of the state of a dynamical system is one of the most important issues in control. For this reason, the developments of the Luenberg observer (Luenberger, 1971) (for deterministic systems), as well as the Kalman filter (Kalman, 1960) and its extensions for non-linear systems (Julier & Uhlmann (1997); Jazwinski (2007)) (for stochastic systems), or the H_∞ filtering were all a revolution in the control community. First applied on linear time invariant (LTI) systems, several variant of these observers have then been declined for linear time variant (LTV), or non-linear systems.

In the field of dynamical systems observers, systems with unknown inputs (UIs) are of a certain interest. These systems involve the presence of an UI on which there is no assumption: it can be an exogenous input as well as a non-linear function of the state for example.

In that field of research several works have been developed in deterministic case without any additional disturbance (Ichalal *et al.*, 2009; Ichalal & Mammam, 2015), via L_2 minimization when the disturbance is bounded (Pertew *et al.*, 2005; Charandabi & Marquez, 2014), or with an additional non-linear Lipschitz term in the state equation as in Yang *et al.* (2014), or via variance minimization when the system is perturbed by Gaussian white noise as in Darouach & Zasadzinski (1997) and Darouach *et al.* (2003).

This paper takes place in that last field of research. More precisely, it addresses the problem of estimating the state and the UI of a discrete-time LTV system in the presence of Gaussian noises, via the use of a minimum variance unbiased observer (as in Kalman Filtering, see [Grewal, 2011](#)). In this field of research, several works have been done. [Darouach & Zasadzinski \(1997\)](#) has first proposed an efficient state observer for systems affected by UI in the state equation, and [Darouach et al. \(2003\)](#) has extended that work when the UI affects both state and measurement equations. Then [Gillijns & Moor \(2007a\)](#) (resp. [Gillijns & Moor, 2007b](#)) has proposed dual state and UI observers when the UI affects the state equation only (resp. both state and measurement equations). However, in that former work, the feedthrough matrix (the matrix associated with the UI in the measurement equation) has been assumed to be full column rank. [Hsieh \(2009a\)](#) has relaxed that last condition, but it has yielded to a biased estimation of the UI. [Cheng et al. \(2009\)](#) gives necessary and sufficient conditions for the stability and the convergence of such a state observer. [Wang et al. \(2015\)](#) and [Yong et al. \(2016\)](#) both provide an unbiased minimum variance observer for state and UI estimation. In [Ansari & Bernstein \(2018\)](#) and [Maes et al. \(2018\)](#), those results have been applied on maneuvering vehicle and structural dynamics. [Song & Zheng \(2018b\)](#) and [Song & Zheng \(2018a\)](#) have proposed a solution for state and input estimation when there are missing measurements. In [Li et al. \(2018\)](#), a new approach is proposed using an extended state in order to solve the estimation problem in a higher dimensional state before coming back to the initial state space. Finally, in [Yong et al. \(2014\)](#), the problem of state and UI estimation is considered using the entire time interval, and in [Hsieh \(2013\)](#), a filter for descriptor systems is provided.

The limit of the previous cited papers is that they are based on the assumption of a particular rank condition on system matrices. When that rank condition does not hold, those observers cannot be used anymore. [Sundaram & Hadjicostis \(2006\)](#) has proposed a delayed observer that has relaxed that former rank condition. However, this method is not easy to implement, as it is based on some *ad hoc* constructions. Besides, it does not deliver any UI observer but only a state one. Finally, it is limited to the LTI case. [Hsieh \(2009b\)](#) has proposed an interesting alternative to the work of [Sundaram & Hadjicostis \(2006\)](#). Based on the work done in [Hsieh \(2009a\)](#), it extends the rank condition, in order to be applied on the same classes of LTI systems with UI than [Sundaram & Hadjicostis \(2006\)](#), but with a dual state and UI observer. Moreover, this latter work can also be applied on LTV systems. However, it does not propose a unique UI observer, but two different observers depending whether the feedthrough matrix is null or not. Besides none of the two previous works has made a stability analysis with convergence conditions, as with the proposed observer structures, such a analysis is not easy to deal with.

The aim of the present paper is to propose state and UI observers for all kinds of LTV systems *even if the restrictive rank condition discussed above is not satisfied*. In that sense, it overpasses most of the results discussed above, except the ones proposed in [Sundaram & Hadjicostis \(2006\)](#) and [Hsieh \(2009b\)](#). In comparison to these two papers, this work gives an interesting alternative: it does not give any improvement in terms of performance, but the proposed observer structure enables to derive stability conditions (that has not been done before in [Sundaram & Hadjicostis, 2007](#) nor [Hsieh, 2009b](#)), and also to propose a unified alternative to [Hsieh \(2009b\)](#) for the UI estimation ([Sundaram & Hadjicostis, 2007](#) has not proposed any UI observer). Besides, the proposed observers take into account the presence of known input (which has not been the case in the two previous works).

This paper is divided as follows. After some preliminaries in Section 2, the mathematical frame of the observation problem is stated in Section 3. In Section 4, the state observer construction, as well as a stability analysis in the LTI case are given and proved. In Section 5, the same is done for the UI observer. In Section 6, some practical tools and remarks on the observer implementation are given (in particular,

an algorithm is proposed). Finally, examples are given in Section 7 in order to illustrate the theoretical results.

2. Preliminaries

The set of real matrices with $n \times p$ elements is denoted by $\mathcal{M}_{n,p}(\mathbb{R})$. The subset of invertible matrices of $\mathcal{M}_{n,n}(\mathbb{R})$ is denoted by $GL_n(\mathbb{R})$. $I_n \in \mathcal{M}_{n,n}(\mathbb{R})$ (I when there is no ambiguity) denotes the identity matrix and $0_{n,p} \in \mathcal{M}_{n,p}(\mathbb{R})$ (0 when there is no ambiguity) denotes the null matrix with n rows and p columns. For any matrix $A \in \mathcal{M}_{n,p}(\mathbb{R})$, A^T denotes its transpose, and A^\dagger its pseudo-inverse. For any square matrix $A \in \mathcal{M}_{n,n}(\mathbb{R})$, $tr(A)$ denotes its trace, and $det(A)$ denotes its determinant. If x is a stochastic vector, its expected value is denoted by $E[x]$.

For any vector sequence v_k and any integer $r \geq 0$, let us set $v_{k:k+r} = [v_k^T \ v_{k+1}^T \ \dots \ v_{k+r}^T]^T$. Finally, for $n \geq 1$ and $r \geq 1$, let us set $U_{n,r} = [I_n \ 0_{n,r}]$.

DEFINITION 2.1 Let be x_k a stochastic signal. \hat{x}_k is said to be an unbiased observer of x_k if

$$E[x_k - \hat{x}_k] = 0, \quad \forall k \geq 0. \quad (2.1)$$

Note that, in particular, the state estimation error of an unbiased observer has to be independent from the UI when no assumption is made on that former.

Let recall that the state estimation error covariance matrix P_k of a stochastic observer is given by $P_k = E[(x_k - \hat{x}_k)(x_k - \hat{x}_k)^T]$ for any $k \geq 0$. The variance of such an observer is given by the trace of this matrix.

3. Problem Statement

Let consider the following LTV system

$$\begin{cases} x_{k+1} = A_k x_k + B_k u_k + D_k d_k + F_k w_k \\ y_k = C_k x_k + E_k d_k + v_k \end{cases}, \quad (3.1)$$

where $x_k \in \mathbb{R}^{n_x}$, $y_k \in \mathbb{R}^{n_y}$, $u_k \in \mathbb{R}^{n_u}$ and $d_k \in \mathbb{R}^{n_d}$ are the state vector, the output vector, the known input vector and the UI vector of the system, respectively. $(w_k)_{k \in \mathbb{N}} \subset \mathbb{R}^{n_w}$ and $(v_k)_{k \in \mathbb{N}} \in \mathbb{R}^{n_y}$ are two sequences of independent zero-mean Gaussian noises whose covariance matrices sequences are denoted by $(W_k)_{k \in \mathbb{N}}$ and $(V_k)_{k \in \mathbb{N}}$, respectively. Moreover, the noises are assumed to be independent from x_0 , whose covariance matrix is denoted by P_0 . Finally, A_k, B_k, C_k, D_k, E_k and F_k are six time-varying matrices with appropriate dimensions.

Let be integers $r \geq 1$ and $k \geq 0$. A straightforward calculation gives the following equation (used for the main theorems proof):

$$y_{k:k+r} = \mathcal{A}_{k:k+r} x_k + \mathcal{B}_{k:k+r} u_{r,k} + \mathcal{D}_{k:k+r} d_{r,k} + \mathcal{F}_{k:k+r} w_{k:k} + v_{k:k+r}, \quad (3.2)$$

where matrices $\mathcal{A}_{k:k+r}$, $\mathcal{B}_{k:k+r}$, $\mathcal{D}_{k:k+r}$ and $\mathcal{F}_{k:k+r}$ are given in (3.3).

For the rest of the paper, the following notations will be used for any integer $r \geq 1$ and any $k \geq 0$:

$$\mathcal{W}_{k:k+r} = \begin{bmatrix} W_k & 0 \\ \dots & \dots \\ 0 & W_{k+r} \end{bmatrix} \text{ and } \mathcal{V}_{k:k+r} = \begin{bmatrix} V_k & 0 \\ \dots & \dots \\ 0 & V_{k+r} \end{bmatrix}.$$

$$\mathcal{A}_{k:k+r} = \begin{bmatrix} C_k \\ C_{k+1}A_k \\ C_{k+2}A_{k+1}A_k \\ \dots \\ C_{k+r}A_k \dots A_{k+1}A_k \end{bmatrix},$$

$$\mathcal{B}_{k:k+r} = \begin{bmatrix} 0_{n_y, n_u} & 0_{n_y, n_u} & 0_{n_y, n_u} & \dots & 0_{n_y, n_u} & 0_{n_y, n_u} \\ C_{k+1}B_k & 0_{n_y, n_u} & 0_{n_y, n_u} & \dots & 0_{n_y, n_u} & 0_{n_y, n_u} \\ C_{k+2}A_{k+1}B_k & C_{k+2}B_{k+1} & 0_{n_y, n_u} & \dots & 0_{n_y, n_u} & 0_{n_y, n_u} \\ \dots & \dots & \dots & \dots & \dots & \dots \\ C_{k+r}A_{k+r-1} \dots A_{k+1}B_k & C_{k+r}A_{k+r-1} \dots A_{k+2}B_{k+1} & \dots & \dots & C_{k+r}B_{k+r-1} & 0_{n_y, n_u} \end{bmatrix},$$

$$\mathcal{D}_{k:k+r} = \begin{bmatrix} E_k & 0_{n_y, n_d} & 0_{n_y, n_d} & \dots & 0_{n_y, n_d} & 0_{n_y, n_d} \\ C_{k+1}D_k & E_{k+1} & 0_{n_y, n_d} & \dots & 0_{n_y, n_d} & 0_{n_y, n_d} \\ C_{k+2}A_{k+1}D_k & C_{k+2}D_{k+1} & E_{k+2} & \dots & 0_{n_y, n_d} & 0_{n_y, n_d} \\ \dots & \dots & \dots & \dots & \dots & \dots \\ C_{k+r}A_{k+r-1} \dots A_{k+1}D_k & C_{k+r}A_{k+r-1} \dots A_{k+2}D_{k+1} & \dots & \dots & C_{k+r}D_{k+r-1} & E_{k+r} \end{bmatrix},$$

$$\mathcal{F}_{k:k+r} = \begin{bmatrix} 0_{n_y, n_w} & 0_{n_y, n_w} & 0_{n_y, n_w} & \dots & 0_{n_y, n_w} & 0_{n_y, n_w} \\ C_{k+1}F_k & 0_{n_y, n_w} & 0_{n_y, n_w} & \dots & 0_{n_y, n_w} & 0_{n_y, n_w} \\ C_{k+2}A_{k+1}F_k & C_{k+2}F_{k+1} & 0_{n_y, n_w} & \dots & 0_{n_y, n_w} & 0_{n_y, n_w} \\ \dots & \dots & \dots & \dots & \dots & \dots \\ C_{k+r}A_{k+r-1} \dots A_{k+1}F_k & C_{k+r}A_{k+r-1} \dots A_{k+2}F_{k+1} & \dots & \dots & C_{k+r}F_{k+r-1} & 0_{n_y, n_w} \end{bmatrix} \quad (3.3)$$

4. State observer

The aim of this section is to construct an unbiased state observer with minimum variance. The general form of such a linear observer, is

$$\hat{x}_{k+1} = R_k \hat{x}_k + S_k u_{k:k+r} + K_k y_{k:k+r}. \quad (4.1)$$

The following assumption is useful in order to decouple the unknown input from the state estimation error.

ASSUMPTION 4.1 There exists an integer $r \geq 1$ such that for any integer $k \geq 0$, the following rank condition holds:

$$\text{rank}(\mathcal{D}_{k:k+r}) = \text{rank}(\mathcal{D}_{k+1:k+r}) + \text{rank}\left(\begin{bmatrix} D_k \\ E_k \end{bmatrix}\right). \quad (4.2)$$

The following lemma gives another characterization of the rank condition given in Assumption 4.1.

LEMMA 4.1 Let be an integer $r \geq 1$, then for any $k \geq 0$, the following equation

$$\text{rank} \left(\begin{bmatrix} \mathcal{D}_{k:k+r} \\ D_k U_{n_d,r} \end{bmatrix} \right) = \text{rank} (\mathcal{D}_{k:k+r}). \quad (4.3)$$

is equivalent to

$$\text{rank} (\mathcal{D}_{k:k+r}) = \text{rank} (\mathcal{D}_{k+1:k+r}) + \text{rank} \left(\begin{bmatrix} D_k \\ E_k \end{bmatrix} \right). \quad (4.4)$$

Proof. See also [Sundaram & Hadjicostis \(2007\)](#) for an alternative proof. For any $r \geq 1$ and $k \geq 0$, we have

$$\begin{aligned} \begin{bmatrix} \mathcal{D}_{k:k+r} \\ D_k U_{n_d,r} \end{bmatrix} &= \begin{bmatrix} E_k & 0_{n_y, m_d} \\ \Sigma_{k,r} D_k & \mathcal{D}_{k+1:k+r} \\ D_k & 0_{n_x, m_d} \end{bmatrix} \\ &= \begin{bmatrix} 0 & I & 0 \\ \Sigma_{k,r} & 0 & I \\ I & 0 & 0 \end{bmatrix} \begin{bmatrix} D_k & 0_{n_x, m_d} \\ E_k & 0_{n_y, m_d} \\ 0_{m_y, n_d} & \mathcal{D}_{k+1:k+r} \end{bmatrix}, \end{aligned} \quad (4.5)$$

where $\Sigma_{k,r} = \begin{bmatrix} C_{k+1} \\ C_{k+2} A_{k+1} \\ \dots \\ C_{k+r} A_{k+r-1} \dots A_{k+1} \end{bmatrix}$. The matrix $\begin{bmatrix} 0 & I & 0 \\ \Sigma_{k,r} & 0 & I \\ I & 0 & 0 \end{bmatrix}$ being clearly non singular, the rank condition given by the lemma is established. \square

REMARK 4.1 Note that for $r = 1$, equation (4.4) gives

$$\text{rank} \left(\begin{bmatrix} E_k & 0 \\ C_{k+1} D_k & E_{k+1} \end{bmatrix} \right) = \text{rank} \left(\begin{bmatrix} D_k \\ E_k \end{bmatrix} \right) + \text{rank}(E_{k+1}), \quad (4.6)$$

which is the rank condition widely required for UI decoupling (see for example [Darouach *et al.*, 2003](#) or [Yong *et al.*, 2016](#) for an alternative formulation). One characteristic of the proposed observer is precisely that it relaxes this condition thanks to the use of Assumption 4.1 and equation (3.2) for $r \geq 2$.

4.1. Unbiased state observer

REMARK 4.2 In order to make the observer unbiased when Assumption 4.1 holds but not for $r = 1$, the use of successive measurements is required. Due to that fact, it is not easy to deal with the covariance calculation of the successive state estimation error (see [Sundaram & Hadjicostis, 2005](#) for more details on that issue).

The problem can be tackled in several ways. In [Sundaram & Hadjicostis \(2007\)](#), a part of the state is estimated directly from the measurement vector, whereas the remaining part is estimated after several successive change of variables through a classical method of variance minimization (as in the Kalman filter). In [Hsieh \(2009b\)](#), a recursive three-step filter mixing both state and UI estimation is considered.

Our method is based on a judicious change of variable including the noises in a new extended state vector. Once that change of variable has been made, the sequel of the proof is based on the same

techniques as for the Kalman filter. Thus, contrary to the previous works, the present filter derivation can easily lead to stability results (based on equivalent results for the Kalman filter).

Note that moreover, and contrary to Hsieh (2009b), the state estimation is totally independent from the UI estimation (Sundaram & Hadjicostis, 2007 does not provide any UI observer). This means that if only the state estimation is needed, the part of the algorithm dealing with the UI estimation can be skipped, which can accelerate the filter execution.

THEOREM 4.1 Let Assumption 4.1 hold. Let us assume that $E[\hat{x}_0] = E[x_0]$. Then, equation (4.1) defines an unbiased observer for the state x_k of system (3.1) if and only if its gains are given by

$$\begin{cases} R_k = A_k - K_k \mathcal{A}_{k:k+r} \\ S_k = B_k U_{r,n_u} - K_k \mathcal{B}_{k:k+r} \\ K_k = G_k + X_k M_k H_k \end{cases} \quad (4.7)$$

where $G_k = D_k U_{r,n_d} \mathcal{D}_{k:k+r}^\dagger$, $H_k = I_{(r+1)n_y} - \mathcal{D}_{k:k+r} \mathcal{D}_{k:k+r}^\dagger$, M_k and X_k are any matrices with appropriate and compatible dimensions (they will be discussed in the sequel).

Besides, the state estimation error $e_k = x_k - \hat{x}_k$ satisfies the following dynamics:

$$e_{k+1} = (A_k - K_k \mathcal{A}_{k:k+r})e_k + (F_k U_{r-1,n_w} - K_k \mathcal{F}_{k:k+r})w_{k:k+r} - K_k v_{k:k+r}. \quad (4.8)$$

Proof. The calculation of the error gives

$$\begin{aligned} e_{k+1} &= (A_k - K_k \mathcal{A}_{k:k+r})e_k + (A_k - K_k \mathcal{A}_k - R_k)\hat{x}_k + (D_k U_{r,n_d} - K_k \mathcal{D}_{k:k+r})d_{k:k+r} \\ &+ (B_k U_{r,n_u} - S_k - K_k \mathcal{B}_{k:k+r})u_{k:k+r} + (F_k U_{r,n_w} - K_k \mathcal{F}_{k:k+r})w_{k:k+r} - K_k v_{k:k+r}. \end{aligned} \quad (4.9)$$

Based on Definition 2.1, the proposed observer is an unbiased one if and only if

$$\forall k \geq 0, \quad E[e_k] = 0. \quad (4.10)$$

In the present case, recalling that all noises have zero means, the expected value of e_k satisfies

$$\begin{aligned} E[e_{k+1}] &= (A_k - K_k \mathcal{A}_{k:k+r})E[e_k] + (A_k - K_k \mathcal{A}_k - R_k)E[\hat{x}_k] \\ &+ (D_k U_{r,n_d} - K_k \mathcal{D}_{k:k+r})E[d_{k:k+r}] + (B_k U_{r,n_u} - S_k - K_k \mathcal{B}_{k:k+r})E[u_{k:k+r}]. \end{aligned} \quad (4.11)$$

Thus, in order to have an unbiased observer, and provided that $E[e_0] = 0$ (i.e. $E[\hat{x}_0] = E[x_0]$), it is necessary and sufficient to satisfy the following conditions:

$$\begin{cases} R_k = A_k - K_k \mathcal{A}_{k:k+r} \\ S_k = B_k U_{r,n_u} - K_k \mathcal{B}_{k:k+r} \\ K_k \mathcal{D}_{k:k+r} = D_k U_{r,n_d} \end{cases} \quad (4.12)$$

Using Assumption 4.1 and Lemma 4.1, the last equality has a general solution for K_k given by

$$K_k = G_k + X_k M_k H_k, \quad (4.13)$$

where $G_k = D_k U_{r,n_d} \mathcal{D}_{k:k+r}^\dagger$, $H_k = I_{(r+1)n_y} - \mathcal{D}_{k:k+r} \mathcal{D}_{k:k+r}^\dagger$ and M_k and X_k are any matrices with appropriate dimensions.

Finally, under Conditions (4.12) (or equivalently under conditions (4.7)), the state estimation error takes the form

$$e_{k+1} = (A_k - K_k \mathcal{A}_{k:k+r}) e_k + (F_k U_{r-1,n_w} - K_k \mathcal{F}_{k:k+r}) w_{k:k+r} - K_k v_{k:k+r}, \quad (4.14)$$

which concludes the proof. \square

4.2. Minimum variance state observer

The aim of this subsection is to find the gain X_k so that the covariance matrix of the state estimation error is with minimal trace.

THEOREM 4.2 Let us set $\mathcal{R}_k = \bar{B}_k \tilde{P}_k \bar{B}_k^T + \bar{D}_k \Sigma_{k+r} \bar{D}_k^T$. Let us assume that \mathcal{R}_k is non-zero. Then among all the observers of the form (4.1) with gain matrices given by Theorem 4.1, the matrix X_k leading to the minimum variance observer is given by

$$X_k = \bar{I}^T (\bar{A}_k \tilde{P}_k \bar{B}_k^T + \bar{C}_k \Sigma_{k+r} \bar{D}_k^T) M_k^T (M_k \mathcal{R}_k M_k^T)^{-1}. \quad (4.15)$$

where

- \tilde{P}_k evolves according to

$$\tilde{P}_{k+1} = (\bar{A}_k - \bar{I} X_k M_k \bar{B}_k) \tilde{P}_k (\bar{A}_k - \bar{I} X_k M_k \bar{B}_k)^T + (\bar{C}_k - \bar{I} X_k M_k \bar{D}_k) \Sigma_{k+r} (\bar{C}_k - \bar{I} X_k M_k \bar{D}_k)^T, \quad (4.16)$$

where $\Sigma_{k+r} = \begin{bmatrix} W_{k+r} & 0 \\ 0 & V_{k+r} \end{bmatrix}$ and $\tilde{P}_0 = \begin{bmatrix} P_0 & 0 & 0 \\ 0 & \mathcal{W}_{0:r-1} & 0 \\ 0 & 0 & \mathcal{V}_{0:r-1} \end{bmatrix}$,

- M_k is such that $M_k \mathcal{R}_k M_k^T$ is non-singular (see Remark 4.4 for a possible way of constructing M_k),
- $\bar{I} = \begin{bmatrix} I_{n_x} \\ 0_{r n_\eta, n_x} \end{bmatrix}$, with $n_\eta = n_w + n_y$,
- $\bar{A}_k, \bar{B}_k, \bar{C}_k$ and \bar{D}_k are given in (4.17), in which $I_n^{l1:l2}$ stands for the sub matrix of I_n composed by the columns from $l1$ to $l2$.

$$\begin{aligned}
\bar{A}_k &= \begin{bmatrix} A_k - G_k \mathcal{A}_{k:k+r} & F_k - G_k \mathcal{F}_{k:k+r} I_{(r+1)n_w}^{1:n_w} & -G_k \mathcal{F}_{k:k+r} I_{(r+1)n_w}^{n_w+1:n_w} & -G_k I_{(r+1)n_y}^{1:n_y} & -G_k I_{(r+1)n_y}^{n_y+1:n_y} \\ 0_{(r-1)n_w, n_x} & 0_{(r-1)n_w, n_w} & I_{(r-1)n_w} & 0_{(r-1)n_w, n_y} & 0_{(r-1)n_w, (r-1)n_y} \\ 0_{n_w, n_x} & 0_{n_w, n_w} & 0_{n_w, (r-1)n_w} & 0_{n_w, n_y} & 0_{n_w, (r-1)n_y} \\ 0_{(r-1)n_y, n_x} & 0_{(r-1)n_y, n_w} & 0_{(r-1)n_y, (r-1)n_w} & I_{(r-1)n_y} & 0_{(r-1)n_y, n_y} \\ 0_{n_y, n_x} & 0_{n_y, n_w} & 0_{n_y, (r-1)n_w} & 0_{n_y, n_y} & 0_{n_y, (r-1)n_y} \end{bmatrix} \\
\bar{B}_k &= \begin{bmatrix} H_k \mathcal{A}_{k:k+r} & H_k \mathcal{F}_{k:k+r} I_{(r+1)n_w}^{1:n_w} & H_k \mathcal{F}_{k:k+r} I_{(r+1)n_w}^{n_w+1:n_w} & H_k I_{(r+1)n_y}^{1:n_y} & H_k I_{(r+1)n_y}^{n_y+1:n_y} \end{bmatrix} \\
\bar{C}_k &= \begin{bmatrix} -G_k \mathcal{F}_{k:k+r} I_{(r+1)n_w}^{m_w+1:(r+1)n_w} & -G_k I_{(r+1)n_y}^{m_y+1:(r+1)n_y} \\ 0_{(r-1)n_w, n_w} & 0_{(r-1)n_w, n_y} \\ I_{n_w} & 0_{n_w, n_y} \\ 0_{(r-1)n_y, n_w} & 0_{(r-1)n_y, n_y} \\ 0_{n_y, n_w} & I_{n_y} \end{bmatrix} \\
\bar{D}_k &= \begin{bmatrix} H_k \mathcal{F}_{k:k+r} I_{(r+1)n_w}^{m_w+1:(r+1)n_w} & H_k I_{(r+1)n_y}^{m_y+1:(r+1)n_y} \end{bmatrix}, \\
\bar{E}_k &= \begin{bmatrix} \mathcal{A}_{k:k+r} & \mathcal{F}_{k:k+r} I_{(r+1)n_w}^{1:m_w} & I_{(r+1)n_y}^{1:m_y} \end{bmatrix} \\
\bar{F}_k &= \begin{bmatrix} \mathcal{F}_{k:k+r} I_{(r+1)n_w}^{m_w+1:(r+1)n_w} & I_{(r+1)n_y}^{m_y+1:(r+1)n_y} \end{bmatrix} \tag{4.17}
\end{aligned}$$

REMARK 4.3 If at a particular time step k , \mathcal{R}_k is null, the minimum of the state estimation error does not exist uniquely. However, the user can set $X_k = 0$ and continue to apply the observer at the next time step.

REMARK 4.4 A way of determining the matrix M_k is the following. \mathcal{R}_k being symmetric, its singular value decomposition takes the following form: $\mathcal{R}_k = U_k \begin{bmatrix} \Gamma_k & 0 \\ 0 & 0 \end{bmatrix} U_k^T$, where U_k is an orthogonal matrix and Γ_k is a non-singular diagonal matrix. Let us set $M_k = \begin{bmatrix} I_{\gamma_k} & 0 \end{bmatrix} U_k^T$, where $\gamma_k = \text{rank}(\mathcal{R}_k) = \text{rank}(\Gamma_k)$. Then $M_k \mathcal{R}_k M_k^T = \Gamma_k$ is non-singular.

Let establish the proof of Theorem 4.2.

Proof. Let us rewrite equation (4.8) under the form

$$\tilde{e}_{k+1} = (\bar{A}_k - \bar{I} X_k M_k \bar{B}_k) \tilde{e}_k + (\bar{C}_k - \bar{I} X_k M_k \bar{D}_k) \eta_{k+r}, \tag{4.18}$$

where $\tilde{e}_k = \begin{bmatrix} e_k \\ w_{k:k+r-1} \\ v_{k:k+r-1} \end{bmatrix}$, $\eta_{k+r} = \begin{bmatrix} w_{k+r} \\ v_{k+r} \end{bmatrix}$, $\bar{I} = \begin{bmatrix} I_{n_x} \\ 0_{m_\eta, n_x} \end{bmatrix}$, $n_\eta = n_w + n_y$ and \bar{A}_k , \bar{B}_k , \bar{C}_k and \bar{D}_k are given in (4.17).

Now, recalling that $(w_k)_{k \in \mathbb{N}}$ and $(v_k)_{k \in \mathbb{N}}$ are sequences of independent Gaussian noises, it comes that η_{k+r} and \tilde{e}_k are independent stochastic signals (which is the reason why the previous transformation has

been made). Besides, e_k having zero mean (according to Theorem 4.1) and w_{k+r} and v_{k+r} having zero means (by assumption), it comes that \tilde{e}_k and η_{k+r} have zero means, and thus

$$\tilde{P}_{k+1} = (\bar{A}_k - \bar{I}X_k M_k \bar{B}_k) \tilde{P}_k (\bar{A}_k - \bar{I}X_k M_k \bar{B}_k)^T + (\bar{C}_k - \bar{I}X_k M_k \bar{D}_k) \Sigma_{k+r} (\bar{C}_k - \bar{I}X_k M_k \bar{D}_k)^T, \quad (4.19)$$

where $\tilde{P}_k = \begin{bmatrix} P_k & \Psi_k \\ \Psi_k^T & \Sigma_{k:k+r-1} \end{bmatrix}$, $\Sigma_{k+r} = \begin{bmatrix} W_{k+r} & 0 \\ 0 & V_{k+r} \end{bmatrix}$, $\Sigma_{k:k+r-1} = \begin{bmatrix} \mathcal{W}_{k:k+r-1} & 0 \\ 0 & \mathcal{V}_{k:k+r-1} \end{bmatrix}$, $P_k = E[e_k e_k^T]$ and $\Psi_k = E\left[e_k \begin{bmatrix} w_{k:k+r-1} \\ v_{k:k+r-1} \end{bmatrix}^T\right]$.

Now, the rest of the proof is devoted to the calculation of the gain X_k that leads to the minimum variance of e_k , i.e. that minimizes $tr(P_{k+1})$. Then, $tr(\tilde{P}_k) = tr(P_k) + tr(\Sigma_{k:k+r-1})$, but $\Sigma_{k:k+r-1}$ being independent from the gain X_k , it leads that finding X_k that minimizes $tr(P_{k+1})$ is equivalent to finding X_k that minimizes $tr(\tilde{P}_{k+1})$.

In order to do that, let us calculate $\frac{\partial tr(\tilde{P}_{k+1})}{\partial X_k}$ and $\frac{\partial^2 tr(\tilde{P}_{k+1})}{\partial X_k^2}$. Using derivation's matrices formulas from [Petersen & Pedersen \(2008\)](#), it comes as

$$\frac{\partial tr(\tilde{P}_{k+1})}{\partial X_k} = 2X_k M_k \mathcal{R}_k M_k^T - 2\bar{I}^T (\bar{A}_k \tilde{P}_k \bar{B}_k^T + \bar{C}_k \Sigma_{k+r} \bar{D}_k^T) M_k^T, \quad (4.20)$$

and

$$\frac{\partial^2 tr(\tilde{P}_{k+1})}{\partial X_k^2} = 2M_k \mathcal{R}_k M_k^T, \quad (4.21)$$

where $\mathcal{R}_k = \bar{B}_k \tilde{P}_k \bar{B}_k^T + \bar{D}_k \Sigma_{k+r} \bar{D}_k^T$. It is clear that $\frac{\partial^2 tr(\tilde{P}_{k+1})}{\partial X_k^2}$ is a non-negative symmetric matrix. Then let us choose the matrix M_k such that $M_k \mathcal{R}_k M_k^T$ is non-singular (a way of doing it is given in Remark 4.4). Then, it comes that $\frac{\partial^2 tr(\tilde{P}_{k+1})}{\partial X_k^2}$ is a positive symmetric definite matrix, and thus, there exists a unique solution X_k that minimizes $tr(\tilde{P}_{k+1})$, solution satisfying $\frac{\partial tr(\tilde{P}_{k+1})}{\partial X_k} = 0$. Hence, it leads to the following value for X_k :

$$X_k = \bar{I}^T (\bar{A}_k \tilde{P}_k \bar{B}_k^T + \bar{C}_k \Sigma_{k+r} \bar{D}_k^T) M_k^T (M_k \mathcal{R}_k M_k^T)^{-1}. \quad (4.22)$$

□

REMARK 4.5 It is important to note that the variance is minimized from each time step to the next one: the variance minimization is local. Thus, there is no reason to obtain a global minimum variance observer. However, in some cases, that way of doing can lead to an optimal solution (as for the Kalman filter, see in [Anderson & Moore, 1979](#)). But, in the present case, it is not the case: the local optimization leads to suboptimal global solution. This is due to the use of the extended state vector \tilde{e}_k composed by the state estimation error but also by the noises. This point is explained in detail in [Anderson & Moore \(1979\)](#), page 300.

Note that in [Sundaram & Hadjicostis \(2007\)](#) and [Hsieh \(2009b\)](#), the proposed observer are also suboptimal, as they are also constructed from time step to time step with a local variance minimization

goal. As a consequence, and as the local minimum in each time step is unique (see the proof of Theorem 4.2), the three observers give the same state estimation and Hsieh (2009b) as well as the observer proposed in this paper lead to the same UI estimation (see the example's results). However, the three algorithms proposed in the papers for the state and UI estimation are very different.

Then, again, the main contribution of this paper is not in terms of performance. The contribution is first to unify the estimating method for UI estimation (Sundaram & Hadjicostis, 2007 has not proposed any UI estimation method, and Hsieh, 2009b has proposed two different algorithms depending on whether the matrix E_k is null or not). The second contribution is the stability results given in the next subsection. This has not been done in previous works (probably due to the complex approaches of previous observers that cannot easily lead to the derivation of stability conditions).

4.3. Stability property in LTI case

Let consider the LTI system associated with system (3.1). The aim of the present subsection is to derive conditions for the convergence of matrix \tilde{P}_k .

In order to do so, let assume that matrix $\bar{D}\Sigma\bar{D}$ is non-null. This guarantee the possible construction of a constant matrix M such that the inversion needed in the calculation of \tilde{P}_{k+1} from \tilde{P}_k is always possible (replace \mathcal{R}_k by $\bar{D}\Sigma\bar{D}$ in the construction proposed in Remark 4.4).

- First of all, let recall the dynamics of \tilde{P}_k given in equation (4.16):

$$\tilde{P}_{k+1} = (\bar{A} - \bar{I}X_k\bar{M}\bar{B})\tilde{P}_k(\bar{A} - \bar{I}X_k\bar{M}\bar{B})^T + (\bar{C} - \bar{I}X_k\bar{M}\bar{D})\Sigma(\bar{C} - \bar{I}X_k\bar{M}\bar{D})^T, \quad (4.23)$$

- Let us set $\bar{X}_k = \bar{I}X_k$. Then equation (4.23) can be written as

$$\tilde{P}_{k+1} = (\bar{A} - \bar{X}_k\bar{M}\bar{B})\tilde{P}_k(\bar{A} - \bar{X}_k\bar{M}\bar{B})^T + (\bar{C} - \bar{X}_k\bar{M}\bar{D})\Sigma(\bar{C} - \bar{X}_k\bar{M}\bar{D})^T. \quad (4.24)$$

- By setting

$$\begin{cases} S = \bar{C}\Sigma\bar{D}^T M^T \\ \Theta = \bar{M}\bar{D}\Sigma\bar{D}^T M^T, \\ Q = \bar{C}\Sigma\bar{C}^T \end{cases}, \quad (4.25)$$

and then by setting $A_s = \bar{A} - S\Theta^{-1}\bar{M}\bar{B}$, $B_s = \bar{M}\bar{B}$, $Q_s = Q - S\Theta^{-1}S^T$ and $K_k = \bar{X}_k - S\Theta^{-1}$, it comes as

$$\tilde{P}_{k+1} = (A_s - K_k B_s)\tilde{P}_k(A_s - K_k B_s)^T + K_k \Theta K_k^T + Q_s. \quad (4.26)$$

- Finally, using the well-known results for the Kalman Filter (available for example in Anderson & Moore, 1979), the following theorem holds.

THEOREM 4.3 With the notations introduced previously, and under the following conditions:

- the pair (A_s, B_s) is detectable,
- the pair $(A_s, Q_s^{1/2})$ is stabilizable,

the covariance matrix \tilde{P}_k given in Theorem 4.2 converges to the stabilizing solution \tilde{P} of the following algebraic Riccati equation:

$$\tilde{P} = (A_s - KB_s)\tilde{P}(A_s - KB_s)^T + K\Theta K^T + Q_s. \quad (4.27)$$

As a consequence, the state estimation error $e_k = x_k - \hat{x}_k$ of the state observer introduced in Theorems 4.1 and 4.2 converges in mean-square to a constant positive bound.

5. UI Observer

In this section, the best linear unbiased estimator (BLUE) is constructed for UI estimation.

From equation (3.2), it comes that

$$y_{k:k+r} = \mathcal{A}_{k:k+r}x_k + \mathcal{B}_{k:k+r}\tilde{u}_{k:k+r} + \mathcal{D}_{k:k+r}\tilde{d}_{k:k+r} + \mathcal{F}_{k:k+r}\tilde{w}_{k:k+r} + v_{k:k+r}. \quad (5.1)$$

By rewriting it, it comes:

$$z_k = \mathcal{D}_{k:k+r}d_{k:k+r} + \epsilon_k, \quad (5.2)$$

where $z_k = y_{k:k+r} - \mathcal{B}_{k:k+r}u_{k:k+r} - \mathcal{A}_{k:k+r}\hat{x}_k$ is only made by known estimation, inputs and measurements and

$$\epsilon_k = \mathcal{A}_{k:k+r}e_k + \mathcal{F}_{k:k+r}w_{k:k+r} + v_{k:k+r}. \quad (5.3)$$

Then ϵ_k can be rewritten under the following form:

$$\epsilon_k = \bar{E}_k\tilde{e}_k + \bar{F}_k\eta_{k+r}, \quad (5.4)$$

where matrices \bar{E}_k and \bar{F}_k are given in (4.17). It is clear that ϵ_k is a Gaussian signal (as a linear combination of Gaussian signals) with expected value equal to $E[\epsilon_k] = 0$ (as $E[e_k] = 0$, $E[\tilde{w}_{k:k+r}] = 0$ and $E[\tilde{v}_{k:k+r}] = 0$), and covariance matrix equal to

$$P_{\epsilon_k} = \bar{E}_k\tilde{P}_k\bar{E}_k^T + \bar{F}_k\Sigma_{k+r}\bar{F}_k^T. \quad (5.5)$$

In order to establish the UI observer, let us consider the following equation

$$\hat{d}_k = L_k z_k. \quad (5.6)$$

Let us look for the gain L_k leading to the BLUE. Both following theorems will be necessary in order to achieve the desired result. Before establishing them, let us make the following assumption.

ASSUMPTION 5.1. There exists an integer $r \geq 1$ such that for any $k \geq 0$ the following rank condition holds

$$\text{rank}(\mathcal{D}_{k:k+r}) = \text{rank}(\mathcal{D}_{k+1:k+r}) + n_d. \quad (5.7)$$

Assumption 5.1 is needed in order to estimate the UI (as it will be seen in the proof of Theorem 5.1). The following lemma gives another characterization of the rank condition given in Assumption 5.1.

LEMMA 5.1 For any $r \geq 1$, the following equation

$$\text{rank} \left(\begin{bmatrix} \mathcal{D}_{k:k+r} \\ U_{n_d,r} \end{bmatrix} \right) = \text{rank}(\mathcal{D}_{k:k+r}) \quad (5.8)$$

is equivalent to

$$\text{rank}(\mathcal{D}_{k:k+r}) = \text{rank}(\mathcal{D}_{k+1:k+r}) + n_d. \quad (5.9)$$

Proof. For any $r \geq 1$ and any $k \geq 0$, we have

$$\begin{aligned} \begin{bmatrix} \mathcal{D}_{k:k+r} \\ U_{n_d,r} \end{bmatrix} &= \begin{bmatrix} E_k & 0_{n_y, n_d} \\ \Sigma_{k,r} D_k & \mathcal{D}_{k+1:k+r} \\ I_{n_x} & 0_{n_x, n_d} \end{bmatrix} \\ &= \begin{bmatrix} I_{n_y} & 0 & E_k \\ 0 & I_{m_y} & \Sigma_{k,r} D_k \\ 0 & 0 & I_{n_d} \end{bmatrix} \begin{bmatrix} 0_{n_y, n_d} & 0_{n_y, n_d} \\ 0_{m_y, n_d} & \mathcal{D}_{k+1:k+r} \\ I_{n_d} & 0_{n_d, n_d} \end{bmatrix}, \end{aligned} \quad (5.10)$$

where $\Sigma_{k,r} = \begin{bmatrix} C_{k+1} D_k \\ C_{k+2} A_{k+2} D_k \\ \dots \\ C_{k+r} A_{k+r-1} \dots A_{k+1} D_k \end{bmatrix}$. The matrix $\begin{bmatrix} I_{n_y} & 0 & E_k \\ 0 & I_{m_y} & \Sigma_{k,r} D_k \\ 0 & 0 & I_{n_d} \end{bmatrix}$ being clearly non singular, the rank condition given by the lemma is proved. \square

5.1. Unbiased UI Observer

THEOREM 5.1 Let Assumption 5.1 hold. Then, equation (5.6) defines an unbiased observer for the UI d_k of system (3.1) if and only if the gain L_k takes the following form:

$$L_k = J_k + Z_k N_k H_k, \quad (5.11)$$

where $J_k = U_{n_d,r} \mathcal{D}_{k:k+r}^\dagger$, $H_k = I_{(r+1)n_y} - \mathcal{D}_{k:k+r} \mathcal{D}_{k:k+r}^\dagger$, and matrices Z_k and N_k are any matrices with appropriate and compatible dimensions (they will be discussed in the sequel). Furthermore, the UI estimation error covariance matrix $P_{d_k} = E[e_{d_k} e_{d_k}^T]$ (where $e_{d_k} = d_k - \hat{d}_k$ is the UI estimation error) is given by

$$P_{d_k} = L_k P_{\epsilon_k} L_k^T. \quad (5.12)$$

Proof. The UI estimation error $e_{d_k} = d_k - \hat{d}_k$ gives

$$\begin{aligned} e_{d_k} &= d_k - \hat{d}_k \\ &= U_{r,n_d} d_{k:k+r} - L_k z_k \\ &= U_{r,n_d} d_{k:k+r} - L_k (\mathcal{D}_{k:k+r} d_{k:k+r} + \epsilon_k) \\ &= (U_{r,n_d} - L_k \mathcal{D}_{k:k+r}) d_{k:k+r} - L_k \epsilon_k \end{aligned} \quad (5.13)$$

Based on Definition 2.1, the proposed UI observer (5.6) is an unbiased one if and only if

$$\forall k \geq 0, \quad E[e_{d_k}] = 0. \quad (5.14)$$

In the present case, recalling that $E[\epsilon] = 0$, the expected value gives

$$E[e_{d_k}] = (U_{r,n_d} - L_k \mathcal{D}_{k:k+r}) E[d_{k:k+r}]. \quad (5.15)$$

Thus, in order to obtain an unbiased observer, it is necessary and sufficient to satisfy the following condition:

$$L_k \mathcal{D}_{k:k+r} = U_{r,n_d}, \quad (5.16)$$

which, under Assumption 5.1 and thanks to Lemma 5.1, has a solution for L_k given by (5.11). Finally, the UI estimation error becomes

$$e_{d_k} = -L_k \epsilon_k, \quad (5.17)$$

which gives the covariance matrix given in the theorem's statement, and concludes the proof. \square

5.2. Minimum Variance UI Observer

THEOREM 5.2 Let Assumption 5.7 hold. Let us set $\mathcal{S}_k = H_k P_{\epsilon_k} H_k^T$. Let us assume that $\mathcal{S}_k \neq 0$. Then, among all the observers under the form (5.6) with a gain L_k given in (5.11), the one leading to the BLUE has the following gain Z_k :

$$Z_k = -J_k P_{\epsilon_k} H_k^T N_k^T (N_k \mathcal{S}_k N_k^T)^{-1}, \quad (5.18)$$

where matrix N_k is chosen in order to make the matrix $N_k \mathcal{S}_k N_k^T$ non-singular (a possible way of constructing N_k is given in Remark 5.3).

REMARK 5.1 In Theorem 5.2, the term 'Best' in BLUE means that the proposed observer has the lowest variance as compared to the other unbiased observers.

REMARK 5.2 If at a particular time step k , \mathcal{S}_k is null, the minimum of the UI estimation error does not exist uniquely. However, the user can set $Z_k = 0$ and continue to apply the observer at the next time step.

REMARK 5.3 A way of determining the matrix N_k is the following. \mathcal{S}_k being symmetric, its singular value decomposition takes the following form: $\mathcal{S}_k = U_k \begin{bmatrix} \Gamma_k & 0 \\ 0 & 0 \end{bmatrix} U_k^T$, where U_k is an orthogonal matrix and Γ_k is a non-singular diagonal matrix. Let us set $N_k = \begin{bmatrix} I_{\gamma_k} & 0 \end{bmatrix} U_k^T$, where $\gamma_k = \text{rank}(\mathcal{S}_k) = \text{rank}(\Gamma_k)$. Then $N_k \mathcal{S}_k N_k^T = \Gamma_k$ is non-singular.

Let establish the proof of Theorem 5.2.

Proof. Under the conditions of Theorem 5.1, the UI estimation covariance matrix is given by

$$P_{d_k} = (J_k + Z_k N_k H_k) P_{\epsilon_k} (J_k + Z_k N_k H_k)^T. \quad (5.19)$$

Looking for the observer leading to the BLUE is equivalent to look for the gain Z_k that gives the minimum variance, or equivalently to the gain Z_k that gives the minimum value for the trace of the covariance matrix. It comes as

$$\frac{\partial \text{tr}(P_{d_k})}{\partial Z_k} = 2Z_k N_k \mathcal{S}_k N_k^T + 2J_k P_{\epsilon_k} H_k^T N_k^T, \quad (5.20)$$

and

$$\frac{\partial^2 \text{tr}(P_{d_k})}{\partial Z_k^2} = 2N_k \mathcal{S}_k N_k^T, \quad (5.21)$$

where $\mathcal{S}_k = H_k P_{\epsilon_k} H_k^T$.

It is clear that $\frac{\partial^2 \text{tr}(P_{d_k})}{\partial Z_k^2}$ is a non-negative symmetric matrix. Besides, N_k is chosen in order to make it non-singular. Thus, $\frac{\partial^2 \text{tr}(P_{d_k})}{\partial Z_k^2}$ is a positive definite matrix, and hence there exists a unique gain Z_k that minimizes the trace of the covariance matrix P_{d_k} , and this gain is solution of the following equation:

$$\frac{\partial \text{tr}(P_{d_k})}{\partial Z_k} = 0. \quad (5.22)$$

Finally, it comes as

$$Z_k = -J_k P_{\epsilon_k} H_k^T N_k^T (N_k \mathcal{S}_k N_k^T)^{-1}, \quad (5.23)$$

which concludes the proof. \square

REMARK 5.4 Let us consider the LTI case, and let us discuss the stability of the matrices sequence $(P_{d_k})_{k \in \mathbb{N}}$. Let us assume that $H \bar{F} \Sigma \bar{F}^T H^T$ is non-null. Then it is possible to construct a matrix N such that $N \mathcal{S}_k N^T$ is non-singular (recall that $\mathcal{S}_k = H_k P_{\epsilon_k} H_k^T$). Now, using previous results, it comes that P_{d_k} can be expressed as

$$\begin{aligned} P_{d_k} &= L_k P_{\epsilon_k} L_k^T \\ &= (J + Z_k N H) P_{\epsilon_k} (J + Z_k N H)^T \\ &= (J - J P_{\epsilon_k} H^T N^T (N \mathcal{S}_k N^T)^{-1} N H) P_{\epsilon_k} (J - J P_{\epsilon_k} H^T N^T (N \mathcal{S}_k N^T)^{-1} N H)^T \\ &= (J - J P_{\epsilon_k} H^T N^T (N H P_{\epsilon_k} H^T N^T)^{-1} N H) P_{\epsilon_k} (J - J P_{\epsilon_k} H^T N^T (N H P_{\epsilon_k} H^T N^T)^{-1} N H)^T \\ &= J P_{\epsilon_k} J^T - J P_{\epsilon_k} H^T N^T (N H P_{\epsilon_k} H^T N^T)^{-1} N H P_{\epsilon_k} J^T. \end{aligned} \quad (5.24)$$

The previous considerations show that, if the sequence $(P_{\epsilon_k})_{k \in \mathbb{N}}$ is stable, then it is also the case of the sequence $(P_{d_k})_{k \in \mathbb{N}}$. Besides, equation (5.5) gives

$$P_{\epsilon_k} = \bar{E} \tilde{P}_k \bar{E}^T + \bar{F} \Sigma \bar{F}^T. \quad (5.25)$$

Therefore, if the sequence $(\tilde{P}_k)_{k \in \mathbb{N}}$ is stable, it is also the case of the sequence $(P_{d_k})_{k \in \mathbb{N}}$. Hence, under the condition of stability and convergence on matrix \tilde{P}_k given by Theorem 4.3, the sequence $(P_{d_k})_{k \in \mathbb{N}}$ is also stable and converges to the matrix P_d given by

$$P_d = J P_{\epsilon} J^T - J P_{\epsilon} H^T N^T (N H P_{\epsilon} H^T N^T)^{-1} N H P_{\epsilon} J^T, \quad (5.26)$$

where $P_{\epsilon} = \bar{E} \tilde{P} \bar{E}^T + \bar{F} \Sigma \bar{F}^T$, and \tilde{P} is the limit of convergence of \tilde{P}_k .

ALGORITHM 6.1. State and UI observer algorithm

Determination of the decoupling degree $r \geq 1$.

Initialize the value of \hat{x}_0 .

Initialize the value of $P_0 = E[(x_0 - \hat{x}_0)^T(x_0 - \hat{x}_0)]$ (take a high value if not known).

for $\%k \geq 0$ **do**

 % State observer

$$G_k = D_k U_{n_d, r} (\mathcal{D}_{k:k+r})^+$$

$$H_k = I_{(r+1)n_y} - \mathcal{D}_{k:k+r} \mathcal{D}_{k:k+r}^+$$

 Calculate $\bar{A}_k, \bar{B}_k, \bar{C}_k, \bar{D}_k, \bar{E}_k$ and \bar{F}_k with notations (4.17)

$$\Sigma_{k+r} = \begin{bmatrix} W_{k+r} & 0 \\ 0 & W_{k+r} \end{bmatrix}$$

$$\mathcal{R}_k = \bar{B}_k \bar{P}_k \bar{B}_k^T + \bar{D}_k \Sigma_{k+r} \bar{D}_k^T$$

 Determine of M_k according to remark 4.4

$$X_k = \bar{I}^T (\bar{A}_k \bar{P}_k \bar{B}_k^T + \bar{C}_k \Sigma_{k+r} \bar{D}_k^T) M_k^T (M_k \mathcal{R}_k M_k^T)^{-1}$$

$$K_k = G_k + X_k M_k H_k$$

$$S_k = B_k U_{r, n_u} - K_k \mathcal{B}_{k:k+r}$$

$$R_k = A_k - K_k \mathcal{A}_{k:k+r}$$

$$\hat{x}_k = R_k \hat{x}_k + S_k \tilde{u}_{k:k+r} + K_k \tilde{y}_{k:k+r}$$

$$\bar{P}_{k+1} = (A_k + \bar{I}_{n_x} X_k M_k \bar{B}_k) \bar{P}_k (A_k + \bar{I}_{n_x} X_k M_k \bar{B}_k)^T + (\bar{C}_k + \bar{I}_{n_x} X_k M_k \bar{D}_k) \Sigma_{k+r} (\bar{C}_k + \bar{I}_{n_x} X_k M_k \bar{D}_k)^T$$

 % UI Observer

$$J_k = U_{r, n_d} \mathcal{D}_{k:k+r}^\dagger$$

$$P_{\epsilon_k} = \bar{E}_k \bar{P}_k \bar{E}_k^T + \bar{F}_k \Sigma_{k+r} \bar{F}_k^T$$

$$\mathcal{S}_k = H_k P_{\epsilon_k} H_k^T$$

 Determine of N_k according to remark 5.3

$$Z_k = -J_k P_{\epsilon_k} H_k^T N_k^T (N_k \mathcal{S}_k N_k^T)^{-1}$$

$$L_k = J_k + Z_k N_k H_k$$

$$z_k = \tilde{y}_{k:k+r} - \mathcal{B}_{k:k+r} - \mathcal{A}_{k:k+r} \hat{x}_k$$

$$\hat{d}_k = L_k z_k$$

 If needed, calculate P_{d_k} thanks to equation (5.6)

end for

6. Practical implementation

6.1. Algorithm

Algorithm 6.1 gives a practical method for implementing the state and UI observers described in Sections 4 and 5.

6.2. Real time consideration

It is worth noting that due to the use of $y_{k:k+r}$ in the observers, the estimation of $k+1$ can only be made after $k+r$ iterations. Hence, if $r \geq 2$, a delay of $(k+r) - (k+1) = r-1$ time steps is introduced in the estimation process (note that such a delay is also introduced in the filters provided in Sundaram & Hadjicostis, 2006 and in Hsieh, 2009b).

For some systems, such a delay can be very prejudicial, as controlling time-delayed systems is very difficult (usually more difficult than controlling uncertain systems (Richard, 2003)). For such systems, the proposed observer cannot be used if $r \geq 2$.

Fortunately, not all applications are concerned by such an issue. Indeed, for many applications the estimation can be done with a slight delay without any consequence, or the estimation can even be done offline. In those cases, the proposed approach is totally satisfying.

Anyway, to the best of the authors' knowledge, when Assumption 4.1 is not satisfied for $r = 1$, there does not exist any unbiased observer with minimum variance without a delay.

6.3. Extension to linear parameter varying case

Let consider the following linear parameter varying system:

$$\begin{cases} x_{k+1} = A_{\rho_k} x_k + B_{\rho_k} u_k + D_{\rho_k} d_k + F_{\rho_k} w_k, \\ y_k = C_{\rho_k} x_k + E_{\rho_k} d_k + v_k \end{cases}, \quad (6.1)$$

whose the only difference with system (3.1) is the fact that all system matrices do not depend explicitly on time, but depend on a time-varying parameter ρ_k . In the sequel, the parameter ρ_k is assumed to be known in real-time, and to belong to a compact set Ω of \mathbb{R}^n .

The results presented in the previous sections can be easily extended to such systems. In particular, if Algorithm 1 is used inline, it is just needed to provide it the successive values of the parameter. Besides, Assumptions 4.1 and 5.1 are replaced by Assumptions 6.1 and 6.2, respectively.

ASSUMPTION 6.1 There exist an integer $r \geq 1$ such that for any $\rho_{k:k+r} \in \Omega^{r+1}$ the following rank condition holds:

$$\text{rank}(\mathcal{D}_{\rho_{k:k+r}}) = \text{rank}(\mathcal{D}_{\rho_{k:k+r}}) + \text{rank}\left(\begin{bmatrix} D_{\rho_k} \\ E_{\rho_k} \end{bmatrix}\right). \quad (6.2)$$

ASSUMPTION 6.2 It exists an integer $r \geq 1$ such that for any $\forall \rho_{k:k+r} \in \Omega^{r+1}$ the following rank condition is satisfied:

$$\text{rank}(\mathcal{D}_{\rho_{k:k+r}}) = \text{rank}(\mathcal{D}_{\rho_{k:k+r}}) + n_d. \quad (6.3)$$

The statements of Assumptions 6.1 and 6.2 are justified by the fact that the rank conditions have to be satisfied for any sequence of the parameter values.

7. Illustrative examples

In this section, three examples are proposed in order to illustrate the main results provided in the paper.

7.1. Example 1

Let consider the following system (from Sundaram & Hadjicostis, 2006 and Hsieh, 2009a):

$$\begin{cases} x_{k+1} = \begin{bmatrix} 0.1 & 1 \\ 0 & 0.2 \end{bmatrix} x_k + \begin{bmatrix} 1 & 1 \\ 0 & 1 \end{bmatrix} d_k + w_k \\ y_k = \begin{bmatrix} 0 & 1 \\ 1 & 1 \end{bmatrix} x_k + \begin{bmatrix} 0 & 0 \\ 0 & 1 \end{bmatrix} d_k + v_k \end{cases}, \quad (7.1)$$

TABLE 1 Example 1. RMSE (average on 1000 simulations) of the HO, SHO and MIVO

RMSE on ...	x_1	x_2	d_1	d_2
SHO	0.2267	0.1991	NA	NA
HO	0.2273	0.2004	0.3095	0.2294
MIVO	0.2267	0.1991	0.3088	0.2267

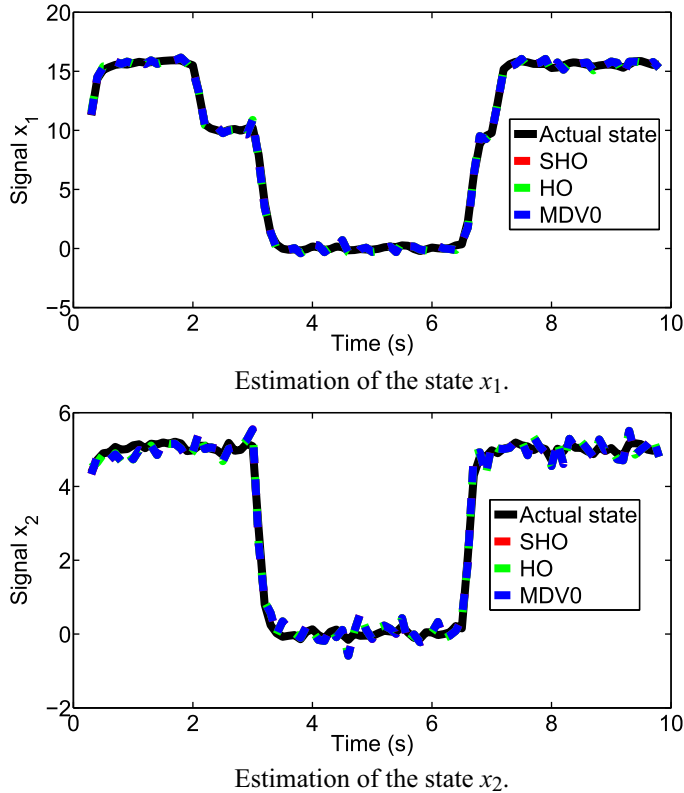


FIG. 1. Example 1. State estimation.

where w_k and v_k are Gaussian noises with zero mean and covariance matrices equal to $W = \text{diag}(0.01, 0.01)$ and $V = \text{diag}(0.04, 0.04)$, respectively. As in Hsieh (2009b), the UI is set to $d_k = \begin{bmatrix} 5h[k-1] - 5h[k-20] + 5h[k-70] \\ 4h[k-1] - 4h[k-30] + 4h[k-65] \end{bmatrix}$, where h is the Heaviside function. Here the rank condition is satisfied for $r = 2$. The observers are used in order to estimate both state and UI. The results are presented on Figs 1 for the state estimation, and 2 for the UI estimation. Table 1 gives the root-mean-square performances. The observers are denoted by Sundaram and Hadjicostis Observer (SHO) for the observer proposed in Sundaram & Hadjicostis (2006), Hsieh Observer (HO) for the one proposed in Hsieh (2009b) and Meyer Ichalal and Vigneron Observer (MIVO) for the one proposed in the present paper.

It can be seen in Table 1 that the proposed observer gives results slightly equivalent than those given by Hsieh (2009a), and similar results to the one proposed in Sundaram & Hadjicostis (2006).

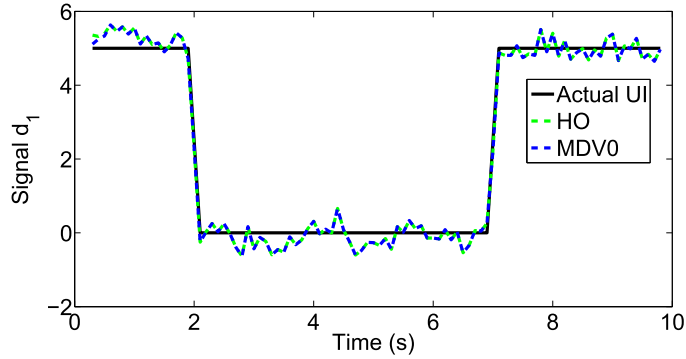
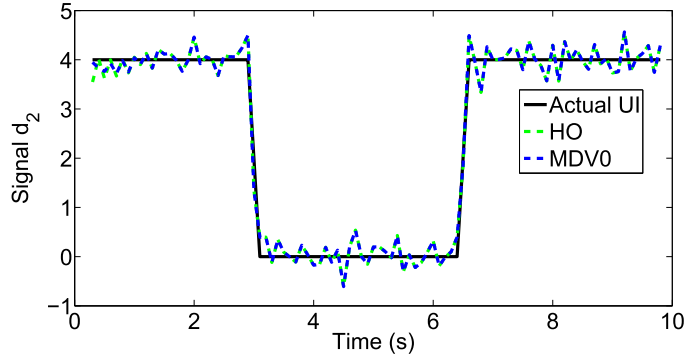
Estimation on Unknown Input d_1 .Estimation on Unknown Input d_2 .

FIG. 2. Example 1. UI estimation.

As discussed in Remark 4.5, it can be concluded that, even if the three observers are constructed in different ways, they seem to give similar results. The few differences between the proposed observer and the one given by Hsieh (2009b) may be due to the difference of initialization that may affect the first estimations.

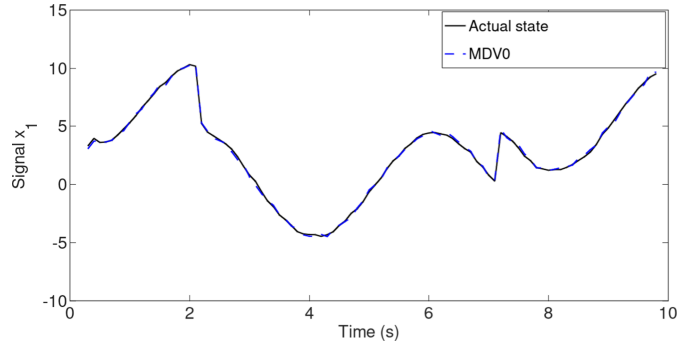
7.2. Example 2

In this second example, let us consider the following system (from Sundaram & Hadjicostis, 2006 and Hsieh, 2009a):

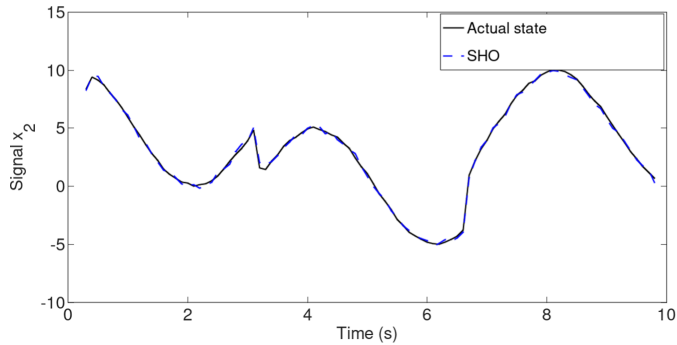
$$\begin{cases} x_{k+1} = \begin{bmatrix} 0.1 & 0 & 0 & 0 \\ 0 & 0.2 & 0 & 0 \\ 0 & 0 & 0.3 & 0 \\ 0 & 0 & 0 & 0.9 \end{bmatrix} x_k + \begin{bmatrix} 1 & 0 \\ 0 & 1 \\ 1 & 0 \\ 0 & 1 \end{bmatrix} d_k + w_k \\ y_k = \begin{bmatrix} 1 & 0 & 0 & 0 \\ -1 & 1 & 1 & -1 \end{bmatrix} x_k + v_k \end{cases}, \quad (7.2)$$

TABLE 2 Example 2. RMSE (average on 1000 simulations) of the HO, SHO and MIVO

RMSE on ...	x_1	x_2	x_3	x_4	d_1	d_2
SHO	0.0998	0.2123	0.1020	0.1534	NA	NA
HO	0.0998	0.2123	0.1020	0.1535	0.1413	0.2585
MIVO	0.0998	0.2122	0.1020	0.1534	0.1413	0.2584



Estimation of the state x_1 .



Estimation of the state x_2 .

FIG. 3. Example 3. State estimation.

where w_k and v_k are Gaussian noises with zero mean and covariance matrices equal to $W = 0.01I_4$ and $V = 0.01I_2$, respectively. As in Hsieh (2009b), the UI is set to $d_k = \begin{bmatrix} \sin(0.01k) + 0.2 \sin(0.03k) \\ 0.1 \sin(0.005k) + 0.1 \sin(0.05k) \end{bmatrix}$.

Here the rank condition is again satisfied for $r = 2$. Note that for this example, Hsieh (2009b) uses another procedure than in the previous example in order to derive its estimations (as $E = 0$), whereas in our case, the same observer is used, which has an advantage of unification for real applications.

Then the observers are used in order to estimate both state and UI. The results are presented in Table 2.

Here again, the three observers give quite similar results.

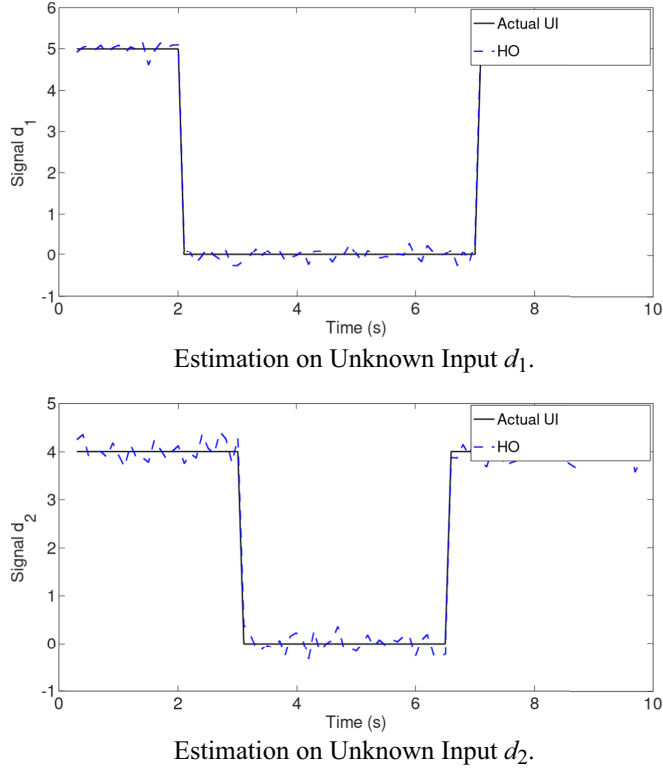


FIG. 4. Example 3. UI estimation.

7.3. Example 3

In this third example, let consider a modified version of Example 1 in order to illustrate the exhaustive form of an observer dealing with system such as (3.1). In particular, a known input is added, and the matrices are time-varying.

$$\begin{cases} x_{k+1} = \begin{bmatrix} 0.1 & \frac{1}{k^2+1} \\ 0 & 0.2 \end{bmatrix} x_k + \begin{bmatrix} 1 & \exp(-k) \\ 0 & 1 \end{bmatrix} u_k + \begin{bmatrix} 1 & \frac{1}{k+1} \\ 0 & 1 \end{bmatrix} d_k + w_k \\ y_k = \begin{bmatrix} 0 & 1 \\ 1 + \sin(k^2) & 1 \end{bmatrix} x_k + \begin{bmatrix} 0 & 0 \\ 0 & 1 \end{bmatrix} d_k + v_k \end{cases}, \quad (7.3)$$

where w_k and v_k are Gaussian noises with zero mean and covariance matrices equal to $W = \text{diag}(0.01, 0.01)$ and $V = \text{diag}(0.04, 0.04)$, respectively. The known input is set to $u_k = \begin{bmatrix} -4 \cos(\frac{\pi}{20}k) \\ 4 \cos(\frac{\pi}{20}k) \end{bmatrix}$.

Finally, as in Example 1, the UI is set to $d_k = \begin{bmatrix} 5h[k-1] - 5h[k-20] + 5h[k-70] \\ 4h[k-1] - 4h[k-30] + 4h[k-65] \end{bmatrix}$, where h is the Heaviside function.

TABLE 3 Example 3. RMSE (average on 1000 simulations) of the HO, SHO and MIVO

RMSE on ...	x_1	x_2	d_1	d_2
MIVO	0.165	0.200	0.196	0.227

Here the rank condition is satisfied for $r = 2$. In this example, due to the presence of the known input, the observers provided in Sundaram & Hadjicostis (2006) and Hsieh (2009b) cannot be used anymore (as this case has not been considered in those papers).

The observers provided in the present paper are used in order to estimate both state and UI. The results are presented on Figs 3 for the state estimation, and 4 for the UI estimation. Table 3 gives the root-mean-square performances.

It can be seen in Figs 3 and 4 that the state and UI estimations give quite good results (numerical values are given in Table 3), which confirm the theoretical contributions of the paper in a more complex example (with known input and time-varying matrices).

8. Conclusions

In that paper, the problem of state and input estimation is considered for an LTV system with UI and Gaussian noises in both state and measurement equations. The classical rank condition usually used to decouple the state estimation from the UI is relaxed in order to provide an observer that can be used in a wider range of systems. Observers are proved to be unbiased and with minimum variance error. Contrary to equivalent works on the subject, a unified UI observer is provided. Besides, a stability theorem is given for LTI systems, which is a novelty for minimum variance observer with relaxed rank condition. Examples are given in order to illustrate the results.

REFERENCES

- ANDERSON, B. D. & MOORE, J. B. (1979) *Optimal Filtering*, vol. 21. Englewood Cliffs, pp. 22–95.
- ANSARI, A. & BERNSTEIN, D. S. (2018) Input estimation for nonminimum-phase systems with application to acceleration estimation for a maneuvering vehicle. *IEEE Trans. Contr. Syst. Technol.*, **99**, 1–12.
- CHARANDABI, B. & MARQUEZ, H. (2014) A novel approach to unknown input filter design for discrete-time linear systems. *Automat. J. IFAC*, **50**, 2835–2839.
- CHENG, Y., YE, H., WANG, Y. & ZHOU, D. (2009) Unbiased minimum-variance state estimation for linear systems with unknown input. *Automat. J. IFAC*, **45**, 485–491.
- DAROUACH, M. & ZASADZINSKI, M. (1997) Unbiased minimum variance estimation for systems with unknown exogenous inputs. *Automat. J. IFAC*, **33**, 717–719.
- DAROUACH, M., ZASADZINSKI, M. & BOUTAYEB, M. (2003) Extension of minimum variance estimation for systems with unknown inputs. *Automat. J. IFAC*, **39**, 867–876.
- GILLJNS, S. & MOOR, B. D. (2007a) Unbiased minimum-variance input and state estimation for linear discrete-time systems. *Automat. J. IFAC*, **43**, 111–116.
- GILLJNS, S. & MOOR, B. D. (2007b) Unbiased minimum-variance input and state estimation for linear discrete-time systems with direct feedthrough. *Automat. J. IFAC*, **43**, 934–937.
- GREWAL, M. S. (2011) *Kalman filtering*. New York, USA: Springer.
- HSIEH, C.-S. (2009a) Extension of unbiased minimum-variance input and state estimation for systems with unknown inputs. *Automat. J. IFAC*, **45**, 2149–2153.
- HSIEH, C.-S. (2009b) Optimal time-delayed joint input and state estimation for systems with unknown inputs. *Decision and Control, 2009 held jointly with the 2009 28th Chinese Control Conference. CDC/CCC 2009. Proceedings of the 48th IEEE Conference on IEEE*. Shanghai, China: IEEE, 4426–4431.

- HSIEH, C.-S. (2013) State estimation for descriptor systems via the unknown input filtering method. *Automat. J. IFAC*, **49**, 1281–1286.
- ICHALAL, D. & MAMMAR, S. (2015) On unknown input observers for lpv systems. *IEEE Trans. Ind. Electron.*, **62**, 5870–5880.
- ICHALAL, D., MARX, B., RAGOT, J. & MAQUIN, D. (2009) State and unknown input estimation for nonlinear systems described by Takagi-Sugeno models with unmeasurable premise variables. *17th Mediterranean Conference on Control and Automation, MED'09*. Thessaloniki, Greece: IEEE.
- JAZWINSKI, A. H. (2007) *Stochastic Processes and Filtering Theory*. Dunkirk, USA: Dover Publication, Inc.
- JULIER, S. J. & UHLMANN, J. K. (1997) New extension of the kalman filter to nonlinear systems. *Signal processing, sensor fusion, and target recognition VI*. Orlando, USA: International Society for Optics and Photonics, pp. 182–194.
- KALMAN, R. (1960) A new approach to linear filtering and prediction problems. *Trans. ASME J. Basic Eng.*, **82**, 35–45.
- LI, W., PAN, J., LI, Y., PAN, S. & LIU, Y. (2018) A kalman filtering for linear discrete-time system with unknown inputs. *2018 Chinese Control And Decision Conference (CCDC)*. IEEE, 5423–5428.
- LUENBERGER, D. (1971) An introduction to observers. *IEEE Trans. Autom. Control*, **16**, 596–602.
- MAES, K., GILLIJNS, S. & LOMBAERT, G. (2018) A smoothing algorithm for joint input-state estimation in structural dynamics. *Mech. Syst. Signal Process.*, **98**, 292–309.
- PERTEW, A. M., MARQUEZ, H. J. & ZHAO, Q. (2005) \mathcal{H}_∞ synthesis of unknown input observers for nonlinear Lipschitz systems. *Int. J. Control*, **78**, 1155–1165.
- PETERSEN, K. B. & PEDERSEN, M. S. (2008) The Matrix Cookbook, vol. 7. *Technical University of Denmark*, 15.
- RICHARD, J.-P. (2003) Time-delay systems: an overview of some recent advances and open problems. *Automat. J. IFAC*, **39**, 1667–1694.
- SONG, X. & ZHENG, W. X. (2018a) Linear estimation for discrete-time periodic systems with unknown measurement input and missing measurements. *ISA Trans.*
- SONG, X. & ZHENG, W. X. (2018b) Some results on simultaneous input and state estimation for linear systems. *IFAC-PapersOnLine*, **51**, 49–54.
- SUNDARAM, S. & HADJICOSTIS, C. N. (2005) Comments on ‘time-delayed state estimator for linear systems with unknown inputs. *Int. J. Control Automat. Syst.*, **3**, 646–647.
- SUNDARAM, S. & HADJICOSTIS, C. N. (2006) Optimal state estimators for linear systems with unknown inputs. *Proceedings of the 45th IEEE Conference on Decision and Control*. IEEE, pp. 4763–4768.
- SUNDARAM, S. & HADJICOSTIS, C. N. (2007) Delayed observers for linear systems with unknown inputs. *IEEE Trans. Automat. Control*, **52**, 334–339.
- WANG, H., ZHAO, J., XU, Z. & SHAO, Z. (2015) Input and state estimation for linear systems with a rank-deficient direct feedthrough matrix. *ISA Trans.*, **57**, 57–62.
- YANG, J., CHEN, Y. & YU, K. (2014) State and unknown information estimation for non-linear systems with both input uncertainty and output disturbance. *IMA J. Math. Control Inform.*, **33**, 427–439.
- YONG, S. Z., ZHU, M. & FRAZZOLI, E. (2014) Simultaneous input and state smoothing for linear discrete-time stochastic systems with unknown inputs. *Decision and Control (CDC), 2014 IEEE 53rd Annual Conference on IEEE*. IEEE, 4204–4209.
- YONG, S. Z., ZHU, M. & FRAZZOLI, E. (2016) A unified filter for simultaneous input and state estimation of linear discrete-time stochastic systems. *Automat. J. IFAC*, **63**, 321–329.