



**HAL**  
open science

## How to build a new athletic track to break records

Amandine Aftalion, Emmanuel Trélat

► **To cite this version:**

Amandine Aftalion, Emmanuel Trélat. How to build a new athletic track to break records. Royal Society Open Science, 2020, 7 (200007), 10 pp. hal-02441643v1

**HAL Id: hal-02441643**

**<https://hal.science/hal-02441643v1>**

Submitted on 16 Jan 2020 (v1), last revised 7 May 2020 (v2)

**HAL** is a multi-disciplinary open access archive for the deposit and dissemination of scientific research documents, whether they are published or not. The documents may come from teaching and research institutions in France or abroad, or from public or private research centers.

L'archive ouverte pluridisciplinaire **HAL**, est destinée au dépôt et à la diffusion de documents scientifiques de niveau recherche, publiés ou non, émanant des établissements d'enseignement et de recherche français ou étrangers, des laboratoires publics ou privés.

# How to build a new athletic track to break records

Amandine Aftalion\*

Emmanuel Trélat†

## Abstract

We introduce a new optimal control model which encompasses pace optimization and motor control effort for a runner on a fixed distance. The system couples mechanics, energetics, neural drive to an economic decision theory of cost and benefit. We find how effort is minimized to produce the best running strategy, in particular in the bend. This allows us to discriminate between different types of tracks and estimate the discrepancy between lanes. Relating this model to the optimal path problem called the Dubins path, we are able to determine the geometry of the optimal track and estimate record times.

## 1 Introduction

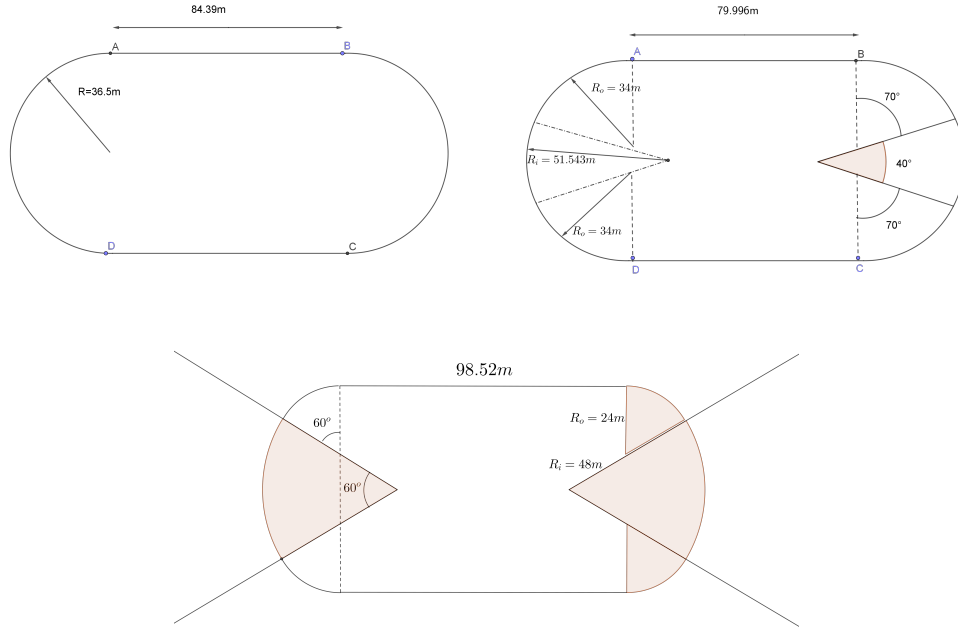
Usain Bolt's 200m record has not been beaten for ten years and Florence Griffith Joyner's for more than thirty years. And what about if the secret behind beating records was to build a new athletic track with a better geometry? Researchers have addressed theoretical issues on various aspects of sport records [1, 2, 3, 4, 5] or strategies [6, 7, 8, 9, 10], on the effect of running on a bend [11, 12, 13, 14, 15], however little has been done on how to improve the records for running 200m. Indeed, the more economical way to run is on a straight, but only the 100m is run straight. Starting from 200m, the track has curved parts so that the runner has to counter the centrifugal force and inner lanes are therefore disadvantaged. Analyzing what is the geometry of an optimal track to beat records has never been addressed. Here, we introduce an optimal control problem to build a track related to the well-known Dubins problem [16]. Introducing a new model for pace optimization and motor control effort, we determine the optimal running strategy which leads to the design of a new track having shorter straights and larger radii.

It is not that it is impossible to build a straight 200m or 400m track, but it would not be convenient for the audience and it would make a poor arena. At present, there are three designs of tracks which can be certified by the IAAF [17]: standard tracks (made of straights and semi-circles) and two types of double bend tracks (where the double bend is made of three arcs of two different radii) as illustrated in Figure 1. It is usually admitted in the athletic community that the standard track is the quickest and there is no hope to beat a record on a double bend track, the second type DB2 with the longest straight being the worst. Actually, the double bend tracks have been designed to include a football or rugby stadium in it, and the big disadvantage is that the bends have a smaller radius of curvature. Therefore, the centrifugal force is bigger and the double bend tracks are slower in total [18, 11]. Moreover, on such tracks, there is a major disadvantage on being on lane 1, or the inside lanes where the curvature is the largest, because there is a bigger difference between extreme lanes than on standard tracks. So the multi-sports arena are certainly

---

\*Ecole des Hautes Etudes en Sciences Sociales, Centre d'Analyse et de Mathématiques Sociales UMR-8557, Paris, France ([amandine.aftalion@ehess.fr](mailto:amandine.aftalion@ehess.fr)).

†Sorbonne Université, CNRS, Université de Paris, Inria, Laboratoire Jacques-Louis Lions (LJLL), F-75005 Paris, France ([emmanuel.trelat@sorbonne-universite.fr](mailto:emmanuel.trelat@sorbonne-universite.fr)).



Track	Straight length	Bend length	Width	Circle
Standard	84.39m	115.61m	73m	(36.50m, 180°)
Track	Straight length	Bend length	Width	Circle 1
DB1	79.996m	120.004m	80m	(34.00m, 70°)
DB2	98.52m	101.48m	72m	(24.00m, 60°)
				Circle 2
				(51.543m, 40°)
				(48.00m, 60°)

Figure 1: Geometry and dimensions for IAAF certified tracks. The straight length is  $AB$  and the width is  $BC$ . The standard track is made of two straights and two semi-circles. There are two types of double bend tracks (DB1 and DB2) and each of them has a smaller outside radius than the standard track, leading to a higher centrifugal force. Note that the distance 400m is achieved at 0.3m from the boundary of the first lane.

not favorable for athletic records! The issue of this paper is to analyze better what is an optimal track to beat records, and also a track which minimizes the disadvantage of inner lanes.

When on a bend, the runner uses his propulsive force both to move along the track and to act against the centrifugal force  $mv^2/R$ , where  $m$  is his mass,  $v$  is his velocity and  $R$  is the radius of curvature of the track (which depends on the position of the runner on the track). Therefore, there is a limitation, also called constraint of movement[11] which is

$$f^2 + \frac{v^4}{R^2} \leq f_{max}^2$$

where  $f_{max}$  is the maximal propulsive force per unit mass and  $f$  is the time dependent propulsive force per unit mass in the direction of movement. A first idea is to find an optimal track without solving in details the runner's equations of movement but minimizing the maximum of the curvature (that is  $1/R$ ) over the track. Indeed, this way, the velocity and propulsive force can be maximized. Without any extra constraint, the optimal solution minimizing the maximum of curvature is the straight [16, 19]. But we want to impose to have a closed loop in order to have a nice arena for the

audience. Another constraint can be to additionally include an inner rectangle for the multi sport activities. Denoting by  $ABCD$  a track as in Figure 1, we assume that the track is symmetric with respect to horizontal and vertical lines, that  $(AB)$  and  $(CD)$  are straights so that  $\widehat{BC}$  and  $\widehat{DA}$  are the bends on each side.

## 2 Optimal track.

**First problem.** Assume that the length of the straight is fixed, hence the length  $l_b$  of the bend is fixed too, but the Euclidean distance  $BC$  between the points  $B$  and  $C$  is free.

*Find the optimal curve of prescribed length  $l_b$  joining two free points  $B$  and  $C$ , with horizontal tangent at  $B$  and  $C$ , and minimizing the upper bound of the curvature.*

The problem is a particular case of the well known *Dubins problem* [16, 19] and the optimal geometry is a semi-circle leading to the standard track made of straights and semi-circles. If one ignores the obligation to have a straight of prescribed length, then the optimal arena from this point of view is a circle of radius  $R$  such that  $R + 0.3 = 200/\pi$ . Actually, it would be better to have a shorter straight than the official standard track in order to have a bigger radius for the two semi-circles and thus a smaller centrifugal force. Our simulations on the full runner problem (see below) indicate that below a length of 60m for the straight line, the difference becomes tiny in terms of performance (of the order of one thousandth of a second) because the centrifugal force is no longer significant. But a straight of 60m is definitely quicker by 4 hundredth of a second than the present straight of 84.39m. Therefore, the present standard track is not favorable for athletic records.

Let us be more specific about the optimal control problem to design the best track to beat records: let  $(x(s), y(s))$  be a curve of length  $l$ , solution of

$$\begin{aligned} \dot{x}(s) &= \cos \theta(s), & x(l) &= 0, \\ \dot{y}(s) &= \sin \theta(s), & y(0) &= 0, \\ \dot{\theta}(s) &= u(s), & \theta(0) &= \pi/2, \theta(l) = \pi. \end{aligned}$$

By symmetry, this represents a quarter of the bend. The curvature of the track is given by  $u(s) = \dot{\theta}(s)$  which is our control. The usual locomotion problem[20] takes  $w = \dot{u}$  as a control and minimizes  $\int_0^l w(s)^2 ds$ , but here we want to minimize the maximum of the curvature, that is minimize  $M$  under the control constraint  $|u(s)| \leq M$  for  $s \in [0, l]$ . This problem is related to well known Dubins optimal control problem[16, 19] for which the solutions are concatenations of straight lines and of arcs of a circle. Without any additional constraint, this leads to the standard track.

**Second problem:** Because of the constraint to include a football or a rugby stadium inside the track, the Euclidean distance  $BC$  has to be greater than that realizing the minimum of Problem 1. Then of course, the semi-circle is not possible because the length of the curve and the distance  $BC$  are not consistent.

*Find the optimal curve of prescribed length  $l_b$  joining two free points  $B$  and  $C$  whose distance is bigger than some prescribed value  $l_2$ , with horizontal tangent at  $B$  and  $C$ , minimizing the upper bound of the curvature, and so that the track  $ABCD$  contains a fixed stadium.*

It follows from [16] that the optimal solution is made up of two quarters of a circle joined by a vertical straight, instead of three arcs of a circle as in the double bend tracks. If  $l_b$  is the length of the bend given by Figure 1,  $R$  is the radius and  $l_v$  is the length of the vertical straight, then

$$2R + l_v = BC \quad \text{and} \quad \pi(R + 0.3) + l_v = l_b.$$

Note that we have to add 0.3m to compute the length because the runner is supposed to run the whole track of 400m at 0.3m of the border. Therefore,  $(\pi - 2)R = l_b - BC - 0.3\pi$ . For DB1, we fix  $AB = 79.996$  and want to include a football stadium of  $70 \times 109$  so that  $BC \geq 70$ . The optimization yields  $R = 34.22$  (which is very close to the outer radius of DB1 which is 34) and  $l_v = 11.56$ . For DB2, we fix  $AB = 98.52$  and  $BC \geq 72$ , then the optimization yields  $R = 25$  (slightly bigger than the outer radius for DB2 which is 24) and  $l_v = 22$ . In Figure 2, we see that Problem 2 yields for the constraints of DB2 a solution which is very close to the actual design of the track.

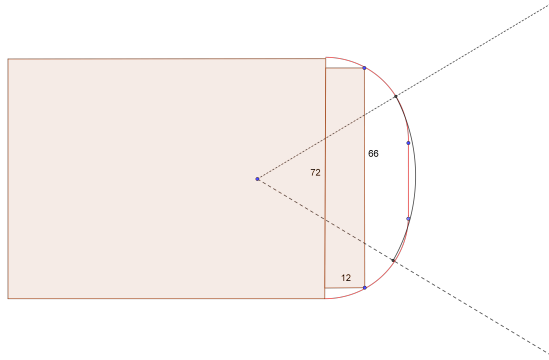


Figure 2: Optimal track (red) for a fixed distance  $AB = 98.52$  and for  $BC \geq 72$ , including a rugby stadium which are the grey rectangles. There are two quarters of a circle, separated by a vertical straight, which is eventually very close to the double bend track in black.

**Third problem:** *Take a fixed rectangle or a fixed shape corresponding to a football stadium or a rugby stadium. Find the optimal curve of length 400m, encompassing this shape, at a distance at least 0.3m, and minimizing the maximum of the curvature. The difference with Problem 2 is that we do not impose a straight of fixed length.*

The football stadium is a rectangle of length 109m and width 70m. The rugby stadium has to include a rectangle of length 95m and width 73m, to which are added two small rectangles on each side of length 12m and width 66m, leading to a new rectangle of size  $119 \times 66$ .

An extra constraint is then to have a track encompassing a fixed rectangle. For instance define a rectangle of width  $2l_1$  and length  $2l_2$ , and optimize the curve, as above, under the additional constraint

$$\max(|x(s)|/l_1, |y(s)|/l_2) \geq 1 \quad \forall s \in [0, l].$$

This yields the track solving Problem 3 illustrated in Figure 3.

The optimal curve, solution to Problem 3, is a wider track than the usual tracks, as illustrated in Figure 3. This optimal track is much better for beating records as we will see below.

### 3 Runner model.

In order to check that the optimal track solving Problem 3 illustrated in Figure 3 or a standard track with shorter straights are indeed significantly better than the existing ones, we next estimate

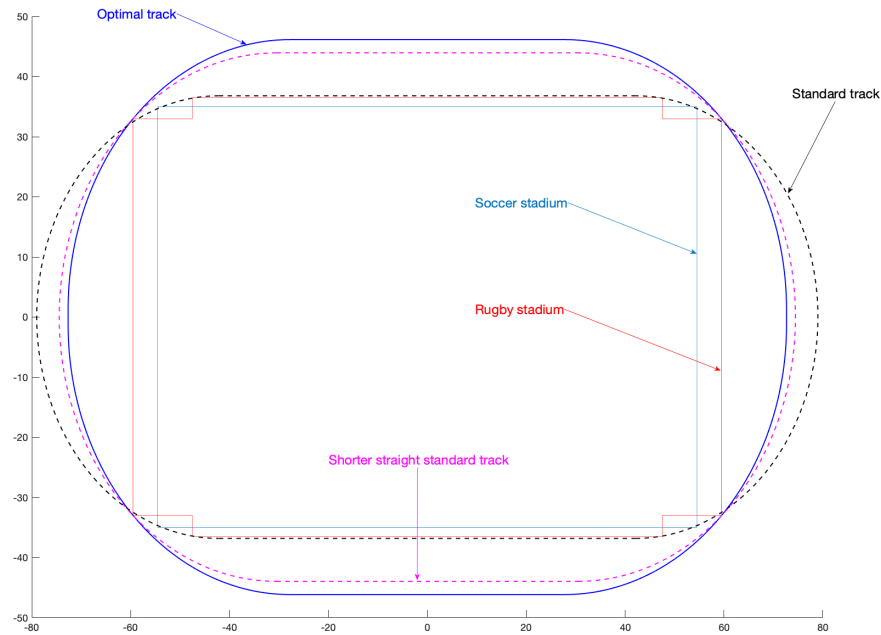


Figure 3: Optimal track (blue) including a rugby stadium. It is made of horizontal lines of length 55.52m, of vertical lines of length 2.52m and of quarters of a circle of radius 44.53m. It is wider by 8m than the standard track (dotted black), which contains neither the football stadium nor the rugby stadium. The optimal track will allow to break records. Also plotted is a standard track with shorter straights (dotted magenta) which also includes a football and a rugby stadium; it consists of two 61m straights and two semi-circles.

the runner’s performance on these tracks. Our aim is to prove that, on such an optimized track, not only, good runners can improve their records, but also, the discrepancy between extreme lanes is decreased. Our numerical simulations to compute the optimal time rely on solving an optimal control problem on a curved track[11] that we improve using a neural drive model[21, 22] and taking into account a restoring force to straighten back. It articulates motor control to economic decision theory of cost and benefit. We also use the minimal intervention principle[23] so that effort is minimized through penalty terms.

Let  $d > 0$  be fixed,  $x(t)$  be the position of the runner at time  $t$ ,  $v(t)$  the velocity,  $e(t)$  the anaerobic energy,  $f(t)$  the propulsive force. The system for a runner on a straight track introduced in [24] and extended by [25, 26, 27, 28, 29] relies on Newton’s second law and on an energy equation. To better encompass the variations of the propulsive force, we improve the previous model[11] by adding a motor control equation limiting the variations of  $f(t)$  through the motor control  $u(t)$  as introduced in another context[22]. The energy equation states that the power of the propulsive force is equal to the available power coming from the anaerobic energy  $e(t)$  and the aerobic energy, that is the energetic equivalent of the oxygen uptake  $VO_2$  [11]. Newton’s second law applied to the runner takes into account the propulsive force  $f$  and the friction term, that we choose to be

linear in velocity and this provides an equation in the direction of movement:

$$\begin{aligned}
\dot{x}(t) &= v(t) & x(0) &= 0, & x(t_f) &= d \\
\dot{v}(t) &= -\frac{v(t)}{\tau} + f(t) & v(0) &= v_0 \\
\dot{f}(t) &= \gamma \left( u(t)(F_{\max} - f(t)) - f(t) \right) & f(t) &\geq 0 \\
\dot{e}(t) &= \sigma(e(t)) - f(t)v(t) & e(0) &= e^0, & e(t) &\geq 0, & e(t_f) &= 0,
\end{aligned}$$

where  $e^0 > 0$  is the initial energy,  $\tau > 0$  is the friction coefficient related to the runner's economy,  $F_{\max} > 0$  is a threshold upper bound for the force,  $\gamma > 0$  is the time constant of motor activation and  $u(t)$  is the neural drive which will be a control. The second equation is Newton's second law applied to the runner, taking into account the propulsive force  $f$  and the friction term, that we choose to be linear in velocity. The third equation is the motor control equation limiting the variations of  $f$  through the motor control  $u$ . The fourth equation is the energy equation: the power of the propulsive force is equal to the available power coming from the anaerobic energy  $e(t)$  and the aerobic energy. The function  $\sigma(e)$  is the energetic equivalent of the oxygen uptake  $VO_2$  [11]. For a short race, we have

$$\sigma(e) = \sigma_{\max} \frac{e^0 - e}{e^0}.$$

The optimal control problem on a straight consists in minimizing a cost: since the runner wants to minimize his final time by optimizing his effort, the cost is the sum of the final time and a weighted  $L^2$  norm of the motor control  $u$ . But other additional terms will be considered on the bend.

When running a bend, one has to take into account the angle  $\theta(t)$  with respect to the vertical axis. Therefore, one has to project Newton's law on the Frénet vectors to find the reaction  $N$  of the ground. At equilibrium, we have

$$N = g \cos \theta + \frac{v^2}{R} \sin \theta$$

and then the angle  $\theta$  is such that

$$\tan \theta = \frac{v^2}{Rg}.$$

Nevertheless, since the velocity  $v$  varies with time and the radius of curvature changes abruptly at the end of the bend, we go one step further in the modelling and we consider that the runner is modelled by a rod of length  $2\ell$  having an angle  $\theta$  with the vertical axis. As illustrated in Figure 4, in the moving frame at velocity  $v$ , the forces per unit mass acting on the rod are the weight  $g$ , the centrifugal force  $f_c = v^2/R$  and the reaction of the ground  $N$ . Moreover, because the runner wants to anticipate the return to the straight line, he exerts a restoring force at his foot to straighten back to  $\theta = 0$ . This is why we take  $\theta(t)$  as another control. We need to penalize the cost with the variables we control, as well as with the angle variations. This is a minimal effort principle[23]. We choose a penalty term related to the derivatives of the position in the angular plane:

$$\|\ddot{r}(t)\|^2 = \ell^2 \ddot{\theta}(t)^2 + \ell^2 \dot{\theta}(t)^4.$$

Assuming regular variations of the control  $\theta$ , we find the expression of  $\ddot{\theta}$  from the sum of momentum around the axis which yields

$$\frac{J}{\ell} \ddot{\theta}(t) = \frac{v(t)^2}{R} \cos \theta(t) - g \sin \theta(t)$$

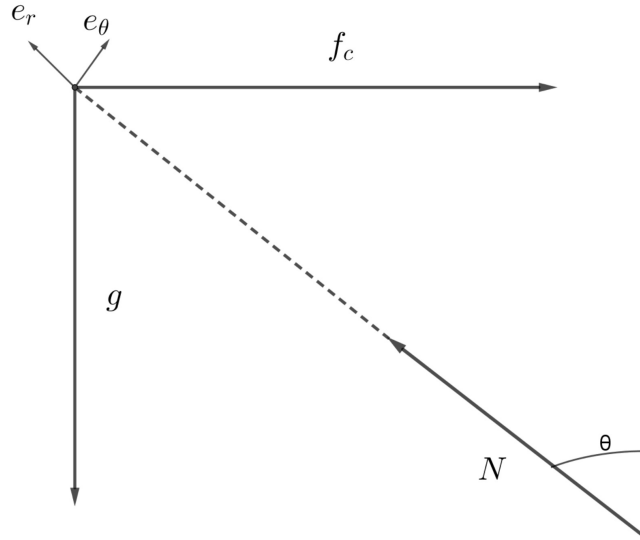


Figure 4: Forces per unit mass acting on a runner modelled by a rod.

where  $J = \frac{4}{3}\ell^2$  for a runner of height  $2\ell$ , recalling that everything is by unit of mass. Therefore, our penalty term is

$$\frac{9}{16} \left( \frac{v(t)^2}{R \cos \theta(t)} - g \sin \theta(t) \right)^2 + \ell^2 \dot{\theta}(t)^4.$$

Because the runner has a finite force, we have an upper bound coupling the propulsive force, the velocity and the angle.

$$f(t)^2 + N(t)^2 \leq f_M^2 + g^2.$$

We find the value of  $N(t)$  from the projection on  $e_r$  taking into account the normal acceleration

$$\ell \dot{\theta}(t)^2 = N(t) - g \cos \theta(t) - \frac{v(t)^2}{R} \sin \theta(t).$$

We also add, in the energy equation, a term related to the power developed by the restoring force in the energy consumption, as well as a term related to the cost of staying with a static momentum. We refer to [30] for a choice of the coefficient of cost of this static moment:  $c_{\text{stat}} = 0.17$ .

The optimal control problem consists in solving the solutions under the constraints by minimizing the cost: since the runner wants to minimize his final time by optimizing his effort, the cost is the sum of the final time and a penalty term due to the controls  $u$ ,  $\dot{\theta}$  and a term related to variations of the angle. We therefore follow the minimal intervention principle[23] in human movement. This provides a well posed optimal control problem that we solve numerically.

Instead of writing the equations of motion in the time variable, we write them using the distance variable  $s$ . This amounts to dividing by  $v$  the derivatives in time to get the derivatives in space. Turning this into the distance variable, this yields the optimal control problem

$$\min \int_0^d \frac{1}{v(s)} \left( 1 + \varepsilon_1 u(s)^2 + \varepsilon_2 \left( \frac{9}{16} \left( \frac{v(s)^2}{R_k(s)} \cos \theta(s) - g \sin \theta(s) \right)^2 + \ell^2 w(s)^4 \right) + \varepsilon_3 \ell^2 w(s)^2 \right) ds$$



where  $u(s)$  and  $w(s) = v(s)\theta'(s)$  are the controls, under the dynamical constraints

$$\begin{aligned} v'(s) &= \frac{1}{v(s)} \left( -\frac{v(s)}{\tau} + f(s) \right), & v(0) &= v^0, \\ e'(s) &= \frac{\sigma(e(s)) - f(s)v(s)}{v(s)} - \frac{\ell(c_{\text{stat}} - \ell w(s))}{v(s)} \left( \frac{v(s)^2}{R_k(s)} \cos \theta(s) - g \sin \theta(s) \right), & e(0) &= e^0, \quad e(s) \geq 0, \quad e(d) = 0, \\ f'(s) &= \frac{\gamma}{v(s)} (u(s)(F_{\text{max}} - f(s)) - f(s)), & f(s) &\geq 0, \\ \theta'(s) &= \frac{w(s)}{v(s)}, \end{aligned}$$

and under the state constraint

$$f(s)^2 + \left( \frac{v(s)^2}{R_k(s)} \sin \theta(s) + g \cos \theta(s) + \ell w(s)^2 \right)^2 - g^2 \leq f_M^2$$

for  $s \in [0, d]$ . Here  $R_k(s)$  denotes the curvature radius on lane  $k$  at distance  $s$  from the start. The parameters  $\varepsilon_i$  are chosen so that the penalty terms are a small perturbation of the first integral which is the time to cross the finish line. We take  $\varepsilon_1 = 0.01$ ,  $\varepsilon_2 = 1$ ,  $\varepsilon_3 = 10$ .

The identification of the parameters is made on Johnson's data given in Table 1. This leads to  $f_M = 9.5$ ,  $e_0 = 1619.56$ ,  $\tau = 1.2$ ,  $F_{\text{max}} = 16$ ,  $v_0 = 2.32$ ,  $\gamma = 0.0025$ .

Table 1: Johnson's timesplits for the 1996 World Championships. Line 1 : distance in meters, line 2, time splits for 10 meters in seconds.

20m	30m	40m	50m	60m	70m	80m	90m	100m	110m	120m
3.02	0.97	0.91	0.89	0.87	0.86	0.87	0.87	0.88	0.86	0.86
	130m	140m	150m	160m	170m	180m	190m	200m		
	0.89	0.91	0.91	0.93	0.94	0.96	0.96	0.96		

Optimization and numerical implementation of the optimal control problem are done through the combination of automatic differentiation softwares with the modeling language AMPL [31] and expert optimization routines with the open-source package IpOpt [32]). This allows to solve for the velocity, force, energy, angle in terms of the distance providing the optimal strategy and the final time.

On a standard track, the runner starts on the semi-circle and he adapts his angle  $\theta$  in such a way that  $\tan \theta = v^2/Rg$ . Then he straightens when reaching the straight part of the track. We have chosen the numerical parameters to match Michael Johnson's record in Atlanta in 1996 to see whether he could have done better on the new optimal track. He was on lane 5 with a final time of 19.32s. The lane width is 1.22m and lanes 2 and out are measured 20 cm out from the inside of the lane. For lane 1, according to our model, Johnson would have made 19.37s on the usual standard track. The optimal track illustrated in Figure 3 is indeed significantly more favorable and the time discrepancy between lanes is smaller: he would have beaten his record by 4 hundredth of a second, with a final time of 19.285s on lane 5, and 19.30s on lane 1. The angle of the runner is illustrated

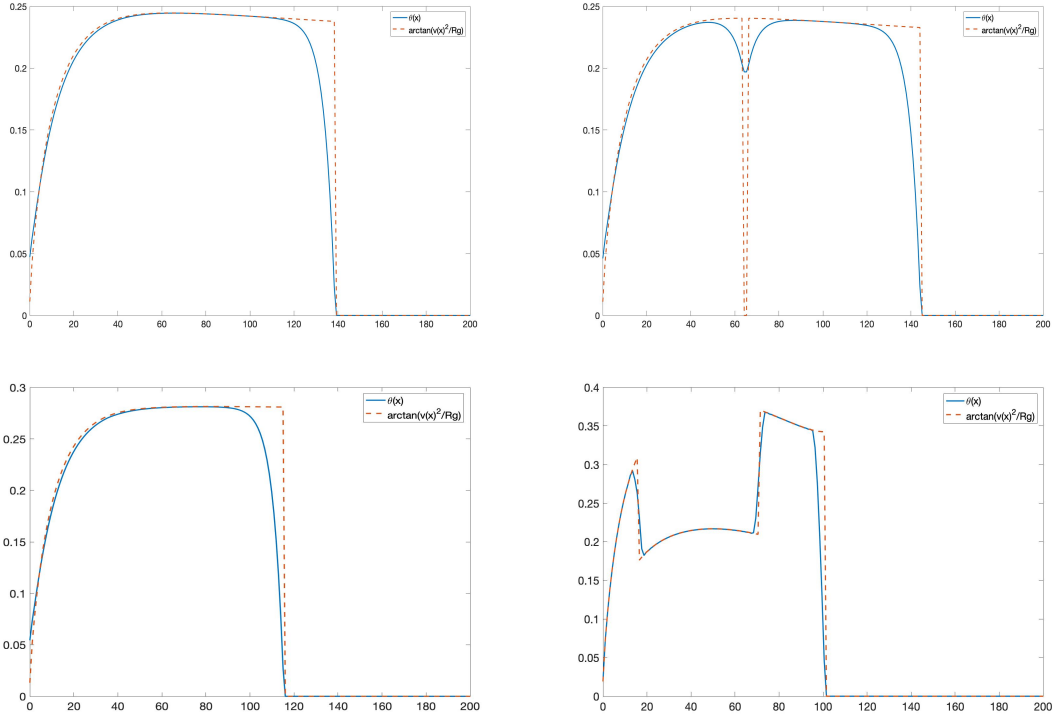


Figure 5: The angle  $\theta$  (in blue) vs the distance for a runner on lane 5 compared with  $\arctan(v^2/Rg)$  (in red). Top left, on a standard track with shorter straights, the maximal angle is 0.25 rad, that is  $14^\circ$ . The runner stays bent longer but at a smaller angle than on the standard track (bottom left), for which the maximal angle is 0.28 rad, that is  $16.1^\circ$ . Top right, on the optimal track, the maximal angle is 0.24 rad, that is  $13.7^\circ$  and adapts to the vertical straight; bottom right, on the double bend track DB2, the angle is much bigger and has to change drastically leading to poor final times.

in Figure 5. On this new track, the runner does not have time to be fully straight between the two curves (difference of angle of four degrees) because the vertical straight is very short.

It is interesting to note that the times we compute on the new track are actually very close by the thousandth to the modified standard track with shorter straights of 61m that we have drawn in Figure 3.

To complete our study, we mention that similar simulations on double bend tracks DB2 lead to a final time of 19.52s on lane 1 and of 19.484s on lane 5, while on DB1, it is 19.44 for line 1 and 19.40 for line 5. They are much slower tracks since the outer radius of curvature is very small.

Here, following [30] we have taken  $c_{\text{stat}} = 0.17$ . Assuming that the runner would have more difficulty in staying bent, that is for instance his static coefficient is five times bigger,  $c_{\text{stat}} = 0.85$ , he takes then slightly longer to run and the discrepancy between lanes is bigger but remains only of the order of the hundredth of a second. The difference between lanes remains significantly smaller.

## 4 Conclusion

In conclusion, it is quite new to be able to compute the optimal geometry of the track and predict the discrepancy in records according to this geometry. Our optimal control problem couples mechanics, energy, neural drive to determine through cost and benefit, the optimal strategy to run a race. Our study highlights that present standard athletic tracks are not the best to break records. Indeed shorter straights and larger radii of curvature could improve the 200m record possibly by 4 hundredth of seconds. Using the Dubins path problem, the constraint to encompass other sports can be taken into account leading to a new track with shorter horizontal straights and small vertical straights. Our recommendation is to build such tracks in the future.

**Acknowledgment.** The authors are very grateful to Vincent Hakim and Jean-Pierre Nadal for discussions.

## References

- [1] E. Ben-Naim, S. Redner, and F. Vazquez, “Scaling in tournaments,” *EPL (Europhysics Letters)*, vol. 77, no. 3, p. 30005, 2007.
- [2] P.-A. Chiappori, S. Levitt, and T. Groseclose, “Testing mixed-strategy equilibria when players are heterogeneous: The case of penalty kicks in soccer,” *American Economic Review*, vol. 92, no. 4, pp. 1138–1151, 2002.
- [3] D. Gembris, J. G. Taylor, and D. Suter, “Sports statistics: Trends and random fluctuations in athletics,” *Nature*, vol. 417, no. 6888, p. 506, 2002.
- [4] A. J. Ryan, “Sports medicine today,” *Science*, vol. 200, no. 4344, pp. 919–924, 1978.
- [5] F. Vazquez and S. Redner, “What is the most competitive sport?,” *Journal of the Korean Physical Society*, vol. 50, no. 1, 2007.
- [6] C. Foster, J. J. de Koning, C. Thiel, B. Versteeg, D. A. Boulosa, D. Bok, and J. P. Porcari, “Beating yourself: How do runners improve their own records?,” *International Journal of Sports Physiology and Performance*, pp. 1–10, 2019.
- [7] C. Hanon and C. Thomas, “Effects of optimal pacing strategies for 400-, 800-, and 1500-m races on the VO<sub>2</sub> response,” *Journal of Sports Sciences*, vol. 29, no. 9, pp. 905–912, 2011.
- [8] F. J. Hettinga, A. M. Edwards, and B. Hanley, “The science behind competition and winning in athletics: using world-level competition data to explore pacing and tactics,” *Frontiers in Sports and Active Living*, vol. 1, p. 11, 2019.
- [9] A. C. St Gibson, E. V. Lambert, L. H. Rauch, R. Tucker, D. A. Baden, C. Foster, and T. D. Noakes, “The role of information processing between the brain and peripheral physiological systems in pacing and perception of effort,” *Sports Medicine*, vol. 36, no. 8, pp. 705–722, 2006.
- [10] R. Tucker and T. D. Noakes, “The physiological regulation of pacing strategy during exercise: a critical review,” *British Journal of Sports Medicine*, vol. 43, no. 6, pp. e1–e1, 2009.
- [11] A. Aftalion and P. Martinon, “Optimizing running a race on a curved track,” *PloS one*, vol. 14, no. 9, p. 0221572, 2019.

- [12] S. M. Churchill, G. Trewartha, and A. I. T. Salo, “Bend sprinting performance: new insights into the effect of running lane,” *Sports Biomechanics*, vol. 18, no. 4, pp. 437–447, 2019.
- [13] M. D. Quinn, “The effect of track geometry on 200- and 400-m sprint running performance,” *Journal of Sports Sciences*, vol. 27, no. 1, pp. 19–25, 2009.
- [14] P. Greene, “Running on flat turns: experiments, theory, and applications,” *Journal of Biomechanical Engineering*, vol. 107, no. 2, p. 96, 1985.
- [15] H. Ohnuma, M. Tachi, A. Kumano, and Y. Hirano, “How to maintain maximal straight path running speed on a curved path in sprint events,” *Journal of Human Kinetics*, vol. 62, no. 1, pp. 23–31, 2018.
- [16] L. E. Dubins, “On curves of minimal length with a constraint on average curvature, and with prescribed initial and terminal positions and tangents,” *Amer. J. Math.*, vol. 79, pp. 497–516, 1957.
- [17] “Iaaf track and field facilities manual,” 2008.
- [18] “Guide technique et réglementaire,” *Le Moniteur des travaux publics et du bâtiment : stades et terrains de sports*, 1996.
- [19] J. A. Reeds and L. A. Shepp, “Optimal paths for a car that goes both forwards and backwards,” *Pacific J. Math.*, vol. 145, no. 2, pp. 367–393, 1990.
- [20] G. Arechavaleta, J.-P. Laumond, H. Hicheur, and A. Berthoz, “An optimality principle governing human walking,” *IEEE Transactions on Robotics*, vol. 24, no. 1, pp. 5–14, 2008.
- [21] M. Pessiglione, B. Seymour, G. Flandin, R. J. Dolan, and C. D. Frith, “Dopamine-dependent prediction errors underpin reward-seeking behaviour in humans,” *Nature*, vol. 442, no. 7106, p. 1042, 2006.
- [22] R. Le Bouc, L. Rigoux, L. Schmidt, B. Degos, M.-L. Welter, M. Vidailhet, J. Daunizeau, and M. Pessiglione, “Computational dissection of dopamine motor and motivational functions in humans,” *Journal of Neuroscience*, vol. 36, no. 25, pp. 6623–6633, 2016.
- [23] E. Todorov and M. I. Jordan, “Optimal feedback control as a theory of motor coordination,” *Nature Neuroscience*, vol. 5, no. 11, p. 1226, 2002.
- [24] J. B. Keller, “Optimal velocity in a race,” *American Mathematical Monthly*, pp. 474–480, 1974.
- [25] A. Aftalion and J.-F. Bonnans, “Optimization of running strategies based on anaerobic energy and variations of velocity,” *SIAM Journal on Applied Mathematics*, vol. 74, no. 5, pp. 1615–1636, 2014.
- [26] A. Aftalion, “How to run 100 meters,” *SIAM Journal on Applied Mathematics*, vol. 77, no. 4, pp. 1320–1334, 2017.
- [27] H. Behncke, “Small effects in running,” *Journal of Applied Biomechanics*, vol. 10, no. 3, pp. 270–290, 1994.
- [28] F. Mathis, “The effect of fatigue on running strategies,” *SIAM Review*, vol. 31, no. 2, pp. 306–309, 1989.

- [29] H. Behncke, “A mathematical model for the force and energetics in competitive running,” *Journal of Mathematical Biology*, vol. 31, no. 8, pp. 853–878, 1993.
- [30] C. Koerhuis, F. Van Der Heide, and A. Hof, “Energy consumption in static muscle contraction,” *European Journal of Applied Physiology*, vol. 88, no. 6, pp. 588–592, 2003.
- [31] R. Fourer, D. M. Gay, and B. W. Kernighan, *AMPL: A mathematical programming language*. AT & T Bell Laboratories Murray Hill, NJ 07974, 1987.
- [32] A. Wächter and L. T. Biegler, “On the implementation of an interior-point filter line-search algorithm for large-scale nonlinear programming,” *Mathematical Programming*, vol. 106, no. 1, pp. 25–57, 2006.