



HAL
open science

Accounting for elastic anisotropy in crystal plasticity within the context of olivine dynamic recrystallization using a level-set framework

Jean Furstoss, David Ruiz Sarrazola, Marc Bernacki, Carole Petit, Clément Ganino, Daniel Pino Muñoz

► To cite this version:

Jean Furstoss, David Ruiz Sarrazola, Marc Bernacki, Carole Petit, Clément Ganino, et al.. Accounting for elastic anisotropy in crystal plasticity within the context of olivine dynamic recrystallization using a level-set framework. AGU Fall Meeting 2019, Dec 2019, San Francisco, United States. hal-02440169

HAL Id: hal-02440169

<https://hal.science/hal-02440169>

Submitted on 15 Jan 2020

HAL is a multi-disciplinary open access archive for the deposit and dissemination of scientific research documents, whether they are published or not. The documents may come from teaching and research institutions in France or abroad, or from public or private research centers.

L'archive ouverte pluridisciplinaire **HAL**, est destinée au dépôt et à la diffusion de documents scientifiques de niveau recherche, publiés ou non, émanant des établissements d'enseignement et de recherche français ou étrangers, des laboratoires publics ou privés.

J. Furstoss^{a,b}, D. Ruiz Sarrazola^b, M. Bernacki^b, C. Petit^a, C. Ganino^a, D. Pino Muñoz^b
^a Geozaur, 250 rue Albert Einstein, 06560 Valbonne, France
^b Mines ParisTech-CEMEF, rue Claude Daunesse, 06904 Sophia-Antipolis cedex, France

Abstract :

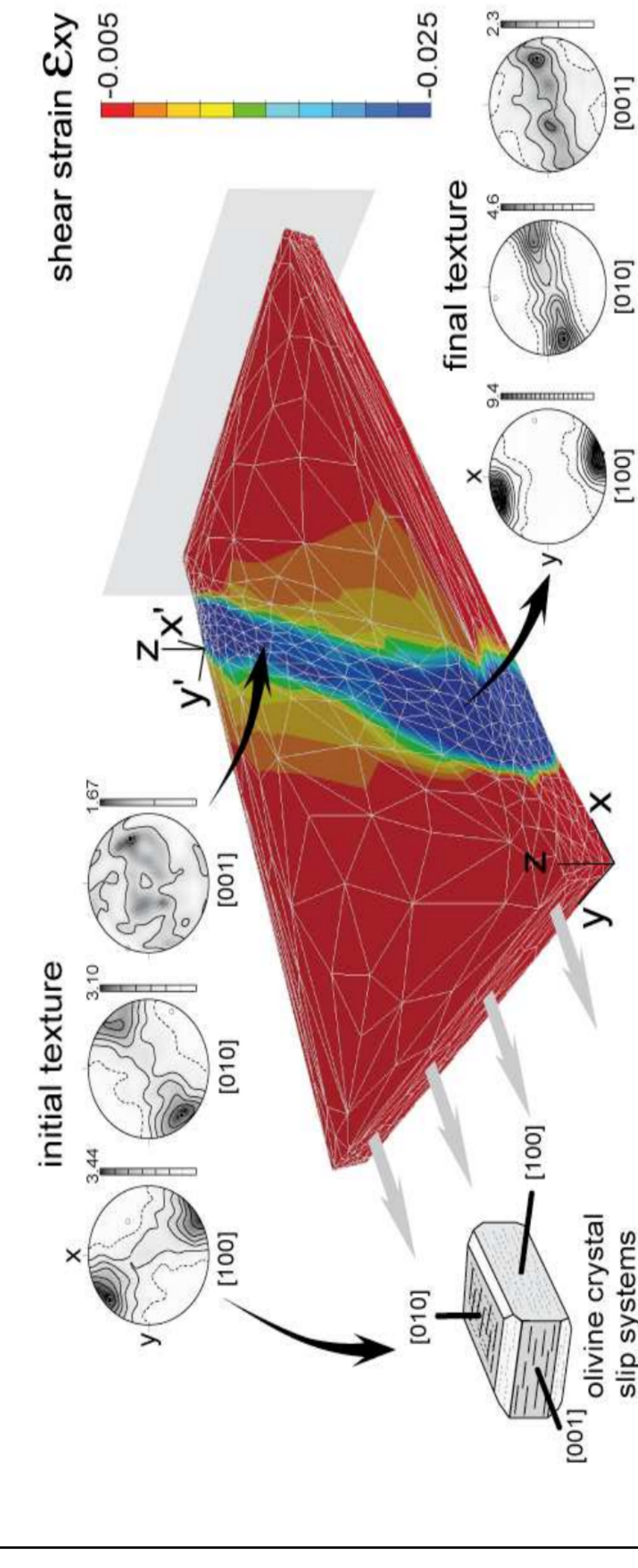
Because olivine is the major constituent of upper mantle rocks, its mechanical properties and microstructural evolutions play an important role in the lithosphere rheology. In this study, we investigate the deformation of olivine polycrystals through a numerical framework coupling the crystal plasticity and the finite element method (CPFEM). The rheology of the olivine aggregate is described through a crystal plasticity model that we have developed and that takes into account the elastic anisotropy of the olivine crystal, based on published experimental data. The mixed velocity/pressure finite element formulation has also been modified in order to take into account the informations coming from crystal plasticity computation. In addition to predicting polycrystal mechanical behaviour, this methodology also permits to track the development of lattice preferred orientation (LPO) during deformation. These important features are predicted using the proposed approach during the deformation of olivine aggregate with and without accounting for elastic anisotropy. Our results suggest that the elastic anisotropy exerts a weak influence on the subsequent plastic deformation and thus on polycrystal mechanical behaviour, LPO development and local pressure and stress.

Context :

Most rocks exhibit a mechanical behaviour strongly anisotropic

This is mainly due to lack of independent slip systems accommodating strain during plastic deformation

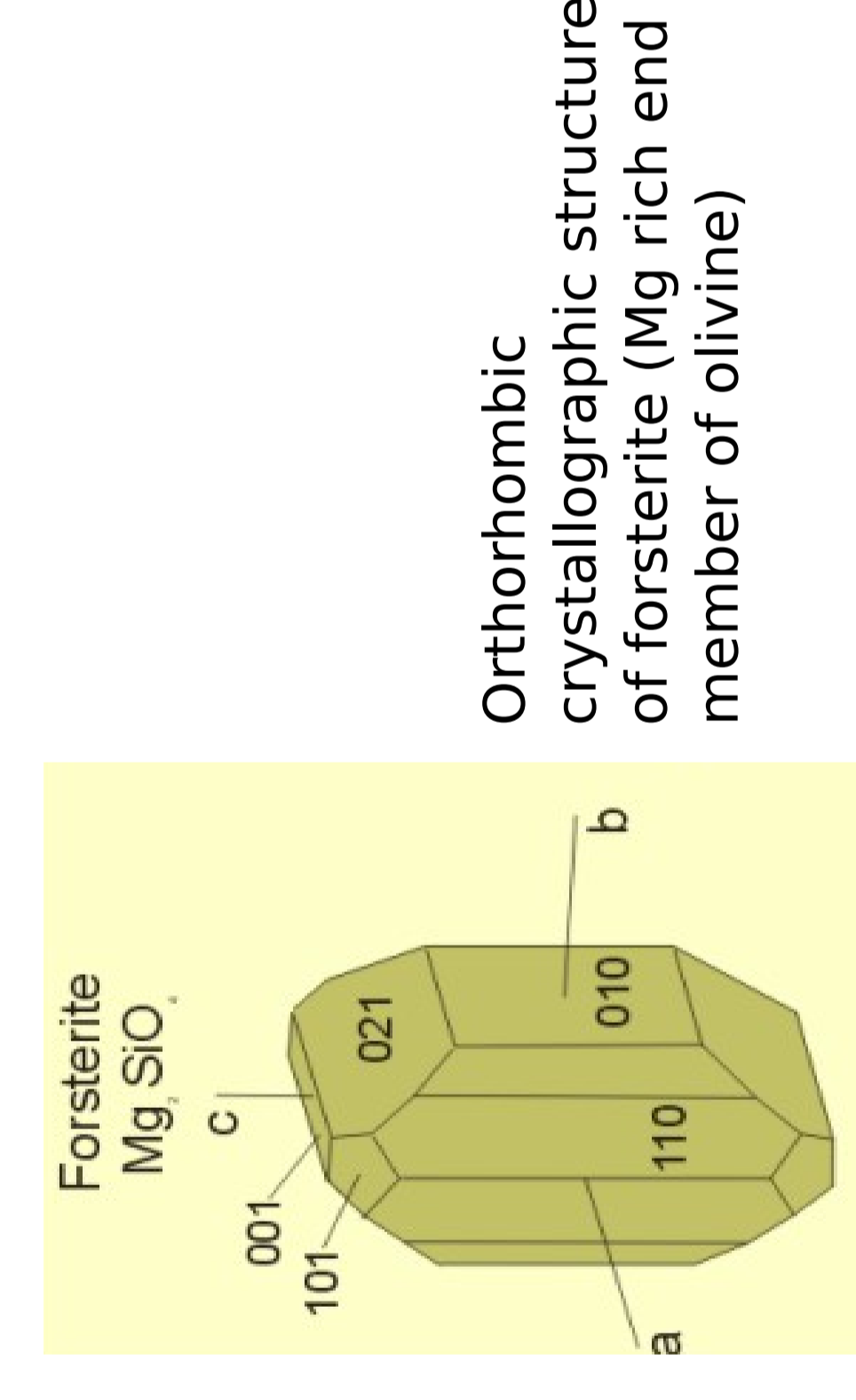
Consequently, plastic deformation of rocks often leads to the development of marked lattice preferred orientation (LPO)



Numerical simulation of a shear zone creation and activation with the corresponding LPO development from Tommasi et al. 2009

$$C^e (MPa) = \begin{pmatrix} 192 & 66 & 60 & 0 & 0 & 0 \\ 66 & 160 & 56 & 0 & 0 & 0 \\ 60 & 56 & 272 & 0 & 0 & 0 \\ 0 & 0 & 0 & 60 & 0 & 0 \\ 0 & 0 & 0 & 0 & 62 & 0 \\ 0 & 0 & 0 & 0 & 0 & 49 \end{pmatrix}$$

Forsterite elastic constants from Isaak et al. 1989



Orthorhombic crystallographic structure of forsterite (Mg rich end member of olivine)

Does the elastic anisotropy have an influence on the mechanical behaviour and LPO development during plastic deformation, in the case of olivine ?

Numerical implementation :

The formulation is based on a set of 3 equations describing the equilibrium of strain, the rotation of the lattice and the evolution of the strength.

Crystal plasticity formulation (Marin 2006)

A set of constitutive laws has to define :

A list of slip system :

Case	Burgers vector	Glide plane	Characteristics
Low temperature	[001]	(100)	(100)
	[100]	(010)	(110)
	[100]	(010)	(1-10)
High temperature	[001]	(100)	(100)
	[100]	(010)	(111)
	[100]	(010)	(1-11)
Low temperature	[001]	(100)	(100)
	[011]	(011)	(110)
	[110]	(110)	(111)
Fictitious			(100)
			(110)

The elastic behaviour : $\sigma_{ij} = C_{ijkl}^e \epsilon_{kl}$

The flow rule : $\dot{\gamma}^\alpha = \dot{\gamma}_0 \left| \frac{\tau^\alpha}{\tau_c^\alpha} \right|^m \text{sign}(\tau^\alpha)$

The hardening behaviour : $\tau_c^\alpha = \tau_{c0}^\alpha + \Psi \mu b^\alpha \sqrt{\rho^{\text{tot}}}$

With initial CRSS (τ_{c0}^α) discriminating slip systems with [100] and [001] Burgers vector from dislocation dynamics simulation (Durinck et al. 2007)

Dislocation density evolution : $\frac{d\rho^\alpha}{dt} = \frac{K_1 - K_2 \rho^\alpha}{M} |\dot{\gamma}^\alpha|$

where K1 and K2 are taken to best fit monocrystal deformation experiments (Phackey 1989)

CP calculation provides : - deviatoric stress S_{ij}

- tangent matrix $C_{ijkl}^e = \frac{\partial S_{ij}}{\partial \epsilon_{kl}}$

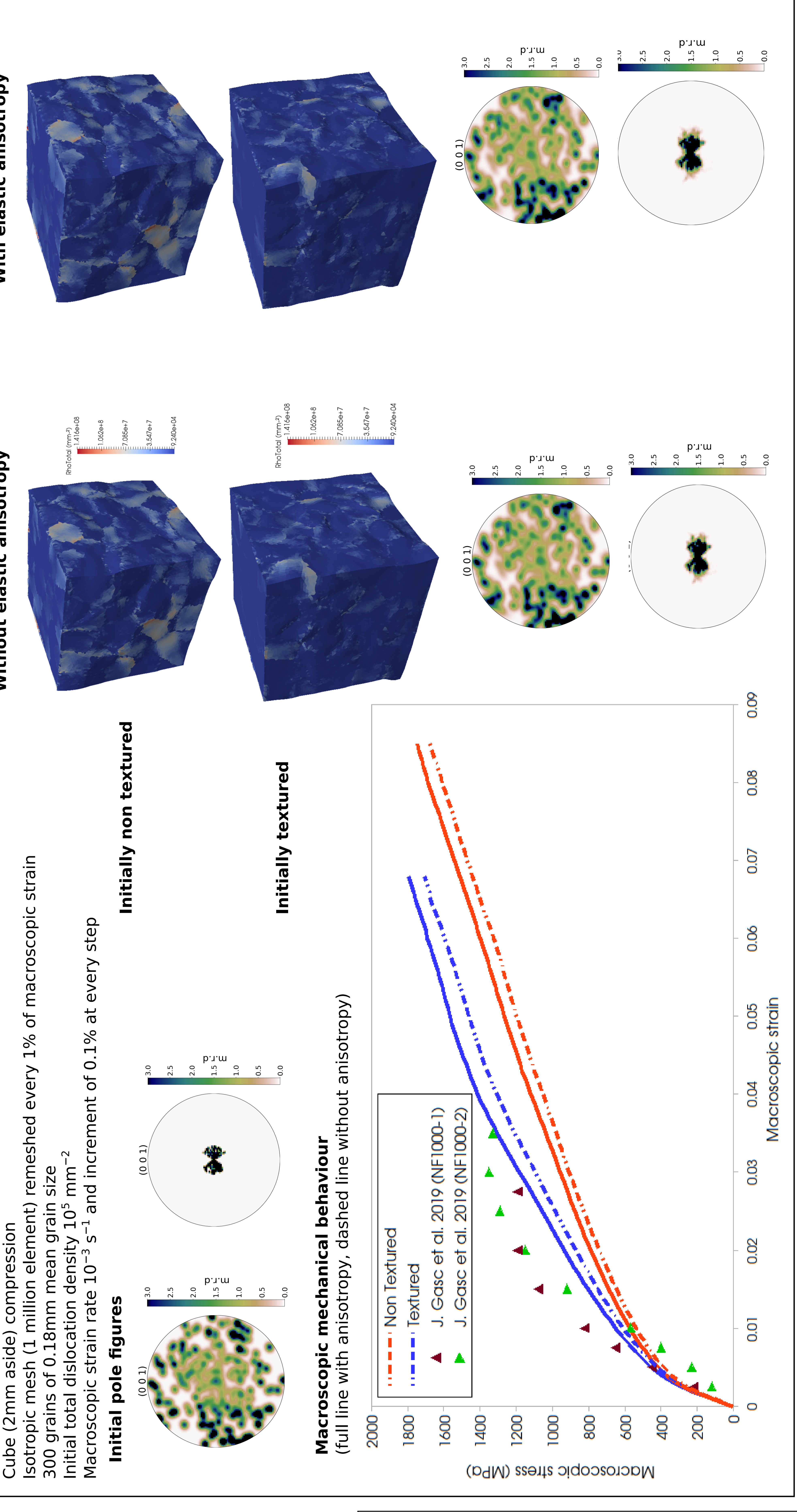
All tensors are expressed within the appropriate Kelvin base (K_{ij}^N, K_{kl}^N) which accounts for crystal type (Mehrabadi et al. 1990) :

$C_{ijkl}^e K_{kl}^N = \lambda^N K_{ij}^N$ the 6 tensors of the base are the eigentensors of the elastic constant matrix

Stress and strain become : and the Hooke's law is reduced to :

$$\sigma^N = \sigma_{ij} K_{ij}^N, \epsilon^N = \epsilon_{ij} K_{ij}^N \quad \sigma^N = \lambda^N \epsilon^N$$

Results for initially textured and non textured polycrystal



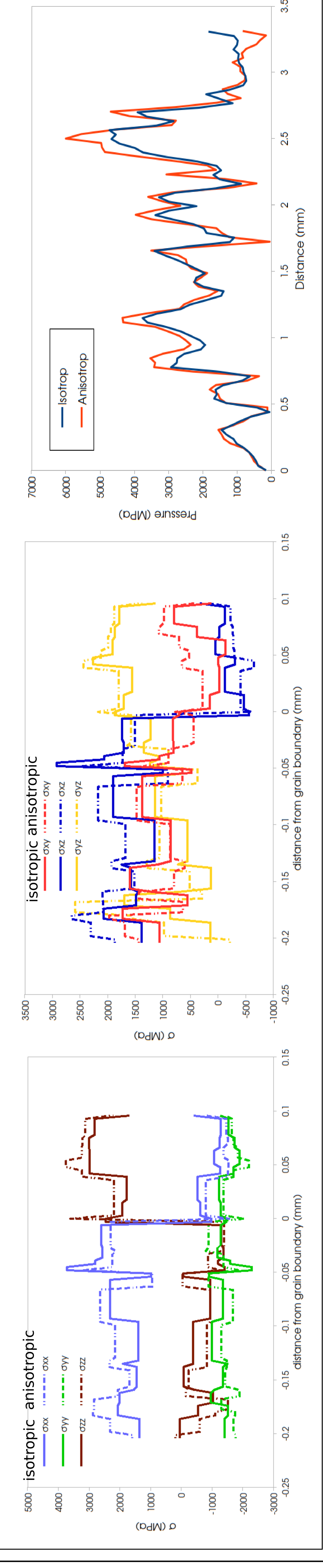
Cube (2mm aside) compression
 Isotropic mesh (1 million element) remeshed every 1% of macroscopic strain
 300 grains of 0.18mm mean grain size
 Initial total dislocation density 10^5 mm^{-2}
 Macroscopic strain rate 10^{-3} s^{-1} and increment of 0.1% at every step

Initial pole figures

Macroscopic mechanical behaviour
 (full line with anisotropy, dashed line without anisotropy)

Results at local scale

Deviatoric stress components along a line passing through a grain boundary



Discussion/Conclusion :

No strong influence is observed between models accounting or not for anisotropic elasticity :

- neither on macroscopic mechanical behaviour,
- nor on texture development,
- nor on local total dislocation density, and this for initially textured or not material

Same trends with local differences about few tens of percent on :

- local pressure
- local stresses

At this point, there is no clear evidence for the influence of anisotropic elasticity on plastic deformation

Perspectives :

The influence of elastic anisotropy has to be tested within dynamic recrystallization simulations

Nucleation criterium based on local disorientation or local stress may imply some changes

References :

A. Tommasi, M. Knoll, A. Vauchez, J. W. Signorelli, C. Thoraval, R. Logé. Structural reactivation in plate tectonics controlled by olivine crystal anisotropy. *Nature Geoscience*, 2, 423-427, 2009.
 D. G. Isaak, O. L. Anderson, T. Goto, I. Suzuki. Elasticity of single-crystal forsterite measured to 1700 K. *JGR : Solid Earth*, 94, 5895-5906, 1989
 E. B. Marin. On the formulation of a crystal plasticity model. *Mechanics of Materials*. Sandia National Laboratories, 2006.
 J. Durinck, P. Carrez, P. Cordier. Application of the Peierls-Nabarro model to dislocations in forsterite. *Eur. J. Mineral*, 19, 631-639, 2007.
 P. Phackey, G. Dollinger, J. Christie. Transmission Electron Microscopy of Experimentally Deformed Olivine Crystal. Flow and fracture of rocks, 16, 117-138, 1972.
 M. M. Mehrabadi and S. C. Cowin. Eigentensors of linear anisotropic elastic materials. *The Quarterly Journal of Mechanics and Applied Mathematics*, 43, 15-41, 1990.
 J. Gasc, S. Demouchy, F. Barou, S. Koizumi, P. Cordier. Creep mechanisms in the lithospheric mantle inferred from deformation of iron-free forsterite aggregates at 900-1200 °C. *Tectonophysics*, 761, 16-30, 2019.

Acknowledgments :

This work was supported by CNRS INSU 2018-programme Tellus-SYSTER. The supports of the French Agence Nationale de la Recherche (ANR), ArcelorMittal, Areva, ASCOMETAL, AUBERT&DUVAL, CEA, SAFRAN through the DIGIMU Industrial Chair and consortium are gratefully acknowledged.