



HAL
open science

Modeling and analysis of an Absorption Column Connected to a Microalgae Culture

Carlos Martinez, Francis Mairet, Leslie Meier, David Jeison, Andrés Avila

► **To cite this version:**

Carlos Martinez, Francis Mairet, Leslie Meier, David Jeison, Andrés Avila. Modeling and analysis of an Absorption Column Connected to a Microalgae Culture. *SIAM Journal on Applied Mathematics*, 2020, 80 (2), 10.1137/18M1225641 . hal-02432325

HAL Id: hal-02432325

<https://hal.science/hal-02432325>

Submitted on 8 Jan 2020

HAL is a multi-disciplinary open access archive for the deposit and dissemination of scientific research documents, whether they are published or not. The documents may come from teaching and research institutions in France or abroad, or from public or private research centers.

L'archive ouverte pluridisciplinaire **HAL**, est destinée au dépôt et à la diffusion de documents scientifiques de niveau recherche, publiés ou non, émanant des établissements d'enseignement et de recherche français ou étrangers, des laboratoires publics ou privés.

MODELING AND ANALYSIS OF AN ABSORPTION COLUMN CONNECTED TO A MICROALGAE CULTURE *

CARLOS MARTINEZ [†], ANDRÉS ÁVILA [‡], FRANCIS MAIRET ^{†§}, LESLIE MEIER [¶],
AND DAVID JEISON ^{||}

Abstract. We build and analyze a mathematical model of a system for biogas upgrading: an absorption column connected to a microalgae culture. The construction of the model is based on a chemical engineering approach and classical models of microalgae cultures. In our analysis, we prove the existence and uniqueness of solutions of a boundary value problem describing the absorption column. Some properties of this solution are also proved. Then, we use these results to study the long-term behavior of the mathematical model describing the coupled system. We state sufficient conditions for the existence of a globally attracting steady state characterized by the presence of microalgae. Finally, we find numerically the steady states of the system to test the efficiency of the system for purifying biogas.

Key words. biogas upgrading, absorption column, microalgae, boundary value problem, shooting method, global asymptotic behavior

AMS subject classifications. 34B60, 34A12, 92B99

1. Introduction. An absorption column (AC) is a vertical tower that provides contact between two phases and matter transfer can happen between both phases. There are different types of ACs, such as the bubble columns, where the contact is between a rising flow of gas (as bubbles) and a downstream liquid flow. ACs have many applications [15, 27], in particular, bubble columns are used to purify biogas [1]. Biogas is a biocombustible produced from anaerobic digestion, which composition is mainly carbon dioxide and methane [19]. Many of the commercial applications of biogas, such as replacement of natural gas, require increasing the calorific value removing carbon dioxide. This process is normally referred as biogas upgrading. The removed carbon dioxide can be used as a carbon source for photosynthetic organisms such as microalgae [6, 7]. Consequently, biogas upgrading can be done using an absorption column connected to a microalgae culture [20, 22, 32] (see Figure 3.1). Thus, microalgae capture carbon dioxide by photosynthetic growth. In addition to biogas upgrading, this system allows the production of microalgal biomass, which can be used as feed, food or even biofuel [31, 35]. Nonetheless, biogas absorbs part of the oxygen produced through photosynthesis. This may induce the formation of explosive mixtures [18]. Indeed, most of international standards restrict oxygen content in treated biogas. As a consequence, the system must be carefully designed and operated to maximize carbon dioxide removal while limiting oxygen transfer. Math-

*Submitted to the editors N, 2018.

Funding: This work was supported by the project FONDECYT 1120488, by INRIA Chile-CIRIC, by the INRIA associated team Greencore, and by the INRIA Project Lab Algae in silico.

[†]Université Côte d’Azur, Inria, INRA, CNRS, UPMC Univ Paris 06, Biocore Team, Sophia Antipolis, France. (carlos.martinez@inria.fr)

[‡]Centro de Excelencia de Modelación y Computación Científica, Universidad de La Frontera, Temuco, Chile, AND Institut für Mathematik, Universität Kassel, Germany (andres.avila@ufrontera.cl, avila@mathematik.uni-kassel.de)

[§]IFREMER Physiology and Biotechnology of Algae Laboratory, Nantes, France. (francis.mairet@ifremer.fr)

[¶]Department of Chemical Engineering, Universidad de La Frontera, Temuco, Chile. (lmeier@bioaqua.cl)

^{||}Escuela de Ingeniería Bioquímica, Pontificia Universidad Católica de Valparaíso, Valparaíso, Chile. (david.jeison@pucv.cl)

Section 2	Section 3	Definition	Typical units
X_A	-	Moles of A per mol of CH_4 in the biogas	mol/mol
$X_{A,in}$	-	Input concentration of X_A	mol/mol
$X_{A,out}$	-	Output concentration of X_A	mol/mol
ρ_A	-	Concentration of A in the liquid phase	mol/L
$\rho_{A,in}$	S_A	Concentration of A at the top of the column (Sec. 2) or in the PBR (Sec. 3)	mol/L
$\rho_{A,out}$	S_A^0	Concentration of A at the bottom of the column (Sec. 2) or as supply in the PBR coming from the column (Sec. 3)	mol/L
G_S	-	Superficial flow rate of the amount of moles of CH_4 in the gas phase	$mol/d/m^2$
F	F	Liquid flow rate in the column or recirculation flow rate in the coupled system	L/d
F_S	-	Superficial liquid flow rate in the column	m/d
$(k_L a)_A$	-	Gas-liquid transfer coefficient of A	d^{-1}
S	-	Cross sectional area of the column	m^2
ρ_A^*	-	Saturation concentration of A	mol/L
P_0	-	Pressure inside the column	atm
-	D	Dilution rate	d^{-1}
-	$S_{A,in}$	Photobioreactor supply concentration of A	mol/L
-	X	Microalgae concentration in the PBR	g/L
-	I_{in}	Incident irradiance on the PBR	$\mu mol m^{-2} s^{-1}$
-	V	Volume of the PBR	m^3
-	L	Depth of the PBR	m

TABLE 1.1

Parameters and variables of the models for the absorption column (Section 2) and for the coupled system (Section 3). Depending on the variable, the subscript A may be O_2 , CO_2 , TIC or HCO_3^- .

ematical models are of great help for such a challenge.

In this work, we build and analyze a mathematical model of an AC coupled with a microalgae culture to study its longterm behavior. The model is based on a chemical engineering approach for describing the AC [21] and on classical models for describing microalgae cultures [5] featuring the main factors explaining biogas upgrading (physical phenomena) and microalgae growth (biological phenomena). Since the biogas and the liquid are injected at the bottom and at the top of the column respectively, the AC is described by a boundary value problem (BVP). BVPs may present multiplicity or even non-existence of solutions (see for example [4]) which may indicate a problem in model formulation. Our first result states the existence and uniqueness of solutions of this BVP. In our approach, we use the shooting method [3] and classical results of the theory of differential equations such as the comparison method [8]. The results associated to the BVP serve to analyze the coupled system and to set-up a result for the persistence of microalgae. To state this result, we use the Theory of Monotone Dynamical Systems [29] and the Theory of Persistence [30].

As an application of our results, we determine numerically the globally attractive steady states of the coupled system to estimate the oxygen and carbon dioxide content in the treated biogas under different conditions that were considered experimentally in [20].

The paper is organized as follows. In section 2 we state the mathematical model for the AC and we present the results related to the existence and uniqueness of solutions. In section 3, we present the mathematical model for the coupled system and we study its asymptotic behavior in section 4. Finally, in section 5, we test numerically the capacity of the coupled system for biogas upgrading.

2. Modeling an absorption column. Consider an absorption column (AC) (see Figure 2.1) with a gas feed stream at the bottom, whose composition is carbon

Parameter	Definition	Value	Unit	Remark
μ_{max}	Maximal growth rate of microalgae	1.68	d^{-1}	[13] <i>C. vulgaris</i>
K_I	Light half-saturation	107	$\mu mol m^{-2} s^{-1}$	[13] <i>C. vulgaris</i>
k	Microalgae specific attenuation coefficient	0.1245	$m^2 g^{-1}$	[12] <i>C. vulgaris</i>
K_{bg}	Background turbidity	7.2	m^{-1}	[13]
K_{CO_2}	CO_2 half-saturation	0.3	$\mu mol L^{-1}$	[23] <i>C. vulgaris</i>
Y_{CO_2}	Carbon dioxide yield coefficient	24	$g/mol CO_2$	See caption.
Y_{O_2}	Oxygen yield coefficient	24	$g/mol O_2$	See caption.
$(K_L a)_{CO_2}^P$	CO_2 volumetric mass transfer coefficient (PBR-environment)	96	d^{-1}	[20]
$(K_L a)_{O_2}^P$	O_2 volumetric mass transfer coefficient (PBR-environment)	86.4	d^{-1}	[20]
$S_{CO_2}^*$	Concentration of saturation in dissolved CO_2	7.36	$\mu mol L^{-1}$	[9]
$S_{O_2}^*$	Concentration of saturation in dissolved O_2	2.8199×10^{-4}	$mol L^{-1}$	[9]
D_{CO_2}	Diffusivity of CO_2 in the liquid	2.41×10^{-9}	$m^2 s^{-1}$	[16]
D_{O_2}	Diffusivity of O_2 in the liquid	2.0×10^{-9}	$m^2 s^{-1}$	[16]
$-\log_{10}(K_C)$	Dissociation constant for CO_2	6.352		[11]
$-\log_{10}(K_W)$	Dissociation constant of H_2O	14		[11]
H_{CO_2}	Henry constant for CO_2	0.03344	$mol L^{-1} atm^{-1}$	[25]
H_{O_2}	Henry constant for O_2	0.0012	$mol L^{-1} atm^{-1}$	[25]

TABLE 1.2

Parameters for numerical simulation of (3.4)-(3.5). Y_{CO_2} and Y_{O_2} are theoretical values assuming that one mole of CO_2 gives one mole of biomass (with 0.5 gC/g biomass) and one mole of O_2 .

dioxide and methane, and with a liquid feed stream at the top with carbon dioxide and oxygen. Experimental studies has shown negligible methane exchanges during biogas upgrading [26], then we consider the following assumption:

A 2.1. Between the gas phase and the liquid phase, there are only two possible exchanges: carbon dioxide and oxygen.

Assumption A 2.1 implies that methane concentration in the gas phase is constant along the column and gas could have oxygen in its composition at the top of the column. Considering A 2.1 and following [34], we define X_{CO_2} as the amount of moles of CO_2 in the gas phase per mole of CH_4 ,

$$(2.1) \quad X_{CO_2} := \frac{x_{CO_2}}{1 - x_{CO_2} - x_{O_2}},$$

where x_{CO_2} and x_{O_2} stand for the molar ratios in the gas phase of CO_2 and O_2 , respectively. Similarly, we define X_{O_2} as the amount of moles of O_2 in the gas phase per mole of CH_4 ,

$$(2.2) \quad X_{O_2} := \frac{x_{O_2}}{1 - x_{CO_2} - x_{O_2}}.$$

Absorption of CO_2 decreases the pH in the liquid phase. In the context of biogas upgrading with microalgae, experimental results in [20] show that the pH (not controlled) in a microalgae culture remains lower than 8. Thus, if we assume that in the liquid stream the pH is lower than 8, we can neglect the presence of carbonate CO_3^{2-} [10]. This motivates the following assumption:

A 2.2. In the liquid phase, inorganic carbon is only found in the form of carbon dioxide (CO_2) and bicarbonate (HCO_3^-). Then, the following reversible reactions are considered



which are in chemical equilibrium.

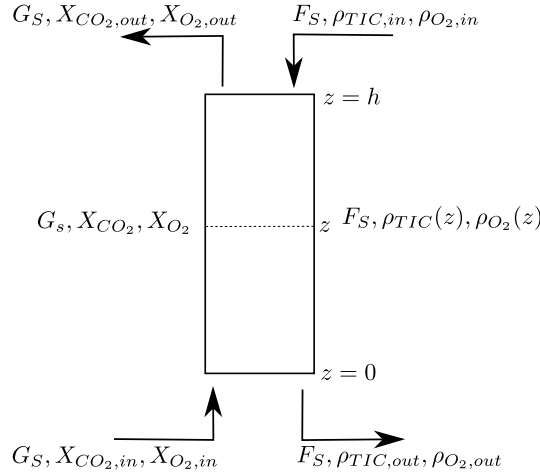


FIG. 2.1. Absorption column scheme.

Reactions (2.3) and (2.4) are considered in equilibrium because the AC operates at a timescale of hours [20] (hydraulic retention time), while reactions (2.3) and (2.4) occur at time scales of 10 s and 10^{-7} s. The pH varies along the column due to CO_2 transfer. The following assumption is useful when considering such variations [33]:

A 2.3. The liquid phase is not electrically charged (electroneutrality) i.e. the concentration of anions balanced by the number of charges must equalize the concentration of cations balanced in the same manner.

The following assumptions A 2.4-A 2.8 are taken from classical models of absorption column [21]:

A 2.4. Each phase is in piston flow, that means, that there is no axial mixing in the column, but complete radial mixing. Complete radial mixing implies that fluid properties, including velocity, are uniform across any plane perpendicular to the flow direction.

A 2.5. The temperature and the pressure are constant along the column.

A 2.6. The operation of the column is at steady state.

A 2.7. The two-film model is applicable [17].

A 2.8. The liquid flow rate is constant throughout the column; that is, the mass transfer from one phase to the other does not affect the rate of flow for the liquid phase (the "dilute-system assumption").

The concentration of any species A in the liquid-phase is denoted by ρ_A (mol/L). An important variable in our model is the concentration of total inorganic carbon (TIC) in the liquid medium, denoted by ρ_{TIC} . The TIC is formed by bicarbonate (HCO_3^-) and carbon dioxide (CO_2). Thus,

$$(2.5) \quad \rho_{TIC} = \rho_{CO_2} + \rho_{HCO_3^-}.$$

We note that ρ_{TIC} is not affected by the chemical reaction (2.3). Indeed, the production of one mol of HCO_3^- implies the consumption of one mol of CO_2 , and vice versa. Thus, when doing mass balance equations, it is more convenient to work with ρ_{TIC}

instead of ρ_{CO_2} . Let us denote by F the total liquid volumetric flow rate (L/d) and by G_S the amount of moles of CH_4 in the gas phase per day per cross-sectional area of the tower. The continuity equation in the liquid phase and the overall material balance along the column for each species (TIC and O_2) give the following system of differential equations (for more details see [34]):

$$(2.6) \quad \begin{aligned} \frac{F}{S} \frac{d\rho_{TIC}}{dz} &= G_S \frac{dX_{CO_2}}{dz}, \\ \frac{F}{S} \frac{d\rho_{TIC}}{dz} &= (k_L a)_{CO_2} (\rho_{CO_2} - \rho_{CO_2}^*), \\ \frac{F}{S} \frac{d\rho_{O_2}}{dz} &= G_S \frac{dX_{O_2}}{dz}, \\ \frac{F}{S} \frac{d\rho_{O_2}}{dz} &= (k_L a)_{O_2} (\rho_{O_2} - \rho_{O_2}^*), \end{aligned}$$

where $(k_L a)_{CO_2}$ and $(k_L a)_{O_2}$ are gas-liquid transfer coefficients depending on the hydrodynamic conditions and the diffusivities. S is the cross sectional area of the column. $\rho_{CO_2}^*$ and $\rho_{O_2}^*$ are the saturation concentrations that can be obtained from Henry's law and the definition of the variables X_{CO_2} , X_{O_2} i.e.

$$(2.7) \quad \rho_{CO_2}^* = H_{CO_2} P_0 x_{CO_2} = H_{CO_2} P_0 \frac{X_{CO_2}}{1 + X_{CO_2} + X_{O_2}},$$

$$(2.8) \quad \rho_{O_2}^* = H_{O_2} P_0 x_{O_2} = H_{O_2} P_0 \frac{X_{O_2}}{1 + X_{CO_2} + X_{O_2}},$$

where H_{CO_2} and H_{O_2} are the Henry's constants and P_0 is the pressure that, from A 2.5, is constant along the column. In the following we will write F_S instead of F/S .

System (2.6) has four differential equations and five state variables. Based on assumptions A 2.2 and A 2.3, we can write ρ_{CO_2} in terms of ρ_{TIC} . Indeed, from Assumption A 2.2, we get the equations

$$(2.9) \quad K_C = \frac{\rho_{H^+} \rho_{HCO_3^-}}{\rho_{CO_2}} \text{ and } K_W = \rho_{H^+} \rho_{OH^-},$$

where K_C and K_W are the acid dissociation constants. From Assumption A 2.3, we have that

$$(2.10) \quad \rho_{H^+} + Z = \rho_{OH^-} + \rho_{HCO_3^-},$$

where Z is the inert charge imbalance, defined as the sum of cation concentrations minus anion concentrations not affected by the process, multiplied by their respective valency. Apart from Z , all the concentrations (5 variables) involved in Equations (2.5), (2.9), and (2.10) are not constant along the column. We must write ρ_{CO_2} only in terms of ρ_{TIC} and constant terms. By (2.5), (2.9), and (2.10), we get

$$(2.11) \quad \frac{K_C \rho_{CO_2}}{(\rho_{TIC} - \rho_{CO_2})} + Z = \frac{K_W (\rho_{TIC} - \rho_{CO_2})}{K_C \rho_{CO_2}} + \rho_{TIC} - \rho_{CO_2}.$$

The following proposition shows that for any value of ρ_{TIC} , there is a unique value of ρ_{CO_2} satisfying Equation (2.11).

PROPOSITION 2.9. Assume that Equation (2.11) holds. Then, there is a unique continuous function $\phi : \mathbb{R}_+ \rightarrow \mathbb{R}_+$ such that $\rho_{CO_2} = \phi(\rho_{TIC})$. The function ϕ satisfies

$$(2.12) \quad 0 < \phi'(\rho_{TIC}) \leq 1 \text{ and } \phi(\rho_{TIC}) \leq \rho_{TIC}, \text{ for all } \rho_{TIC} \geq 0,$$

and $\lim_{\rho_{TIC} \rightarrow \infty} \phi(\rho_{TIC}) = \infty$.

Proof. From Equation (2.11), we can easily solve ρ_{TIC} as a function of ρ_{CO_2} , that is, $\rho_{TIC} = \varphi(\rho_{CO_2})$ where

$$(2.13) \quad \varphi(\rho_{CO_2}) = \rho_{CO_2} \left(1 + \frac{Z + \sqrt{Z^2 + 4K_W + 4K_C \rho_{CO_2}}}{2(b + \rho_{CO_2})} \right)$$

with $b = K_W/K_C$. We claim that $\varphi : [0, \infty) \rightarrow [0, \infty)$ is an homeomorphism. Indeed, we compute

$$(2.14) \quad \varphi'(\rho_{CO_2}) = 1 + \frac{bZ(Z + \sqrt{Z^2 + 4K_C(\rho_{CO_2} + b)}) + 2K_C(b + \rho_{CO_2})(2b + \rho_{CO_2})}{2(b + \rho_{CO_2})^2 \sqrt{Z^2 + 4K_C(\rho_{CO_2} + b)}} \geq 1.$$

Then, φ is strictly increasing and hence injective. Now, we note that

$$\varphi(0) = 0 \text{ and } \lim_{\rho_{CO_2} \rightarrow \infty} \varphi(\rho_{CO_2}) = \infty.$$

Thus $\varphi([0, \infty)) = [0, \infty)$ and φ is surjective. Finally, since φ is continuous, we conclude the claim. We will denote the inverse of φ by ϕ . Thus, $\rho_{CO_2} = \phi(\rho_{TIC})$. Since $\varphi(\rho_{CO_2}) \geq \rho_{CO_2}$, it follows that $\phi(\rho_{TIC}) \leq \rho_{TIC}$. It remains to prove the first inequality of (2.12). By the Inverse Function Theorem [24] and Equation (2.14), we obtain

$$(2.15) \quad 0 < \phi'(\rho_{TIC}) = \frac{1}{\varphi'(\phi(\rho_{TIC}))} \leq 1. \quad \square$$

Remark 2.10. Note that ϕ depends on Z . In some cases, it is convenient to specify the dependence of ϕ on Z writing $\phi(\rho_{TIC}; Z)$ instead of $\phi(\rho_{TIC})$.

Proposition 2.9 shows that ϕ is strictly increasing, Lipschitz, and that ρ_{TIC} is not lower than ρ_{CO_2} . Natural boundary conditions for system (2.6) are (see Figure 2.1)

$$(2.16) \quad \rho_{TIC}(h) = \rho_{TIC,in}, \quad X_{CO_2}(0) = X_{CO_2,in},$$

$$(2.17) \quad \rho_{O_2}(h) = \rho_{O_2,in}, \quad X_{O_2}(0) = X_{O_2,in}.$$

Thus, we have a boundary value problem (BVP) formed by system (2.6) and the boundary conditions (2.16)-(2.17).

In the context of biogas purification, the injected biogas in the column usually has a neglected concentration of oxygen, then we will suppose that $X_{O_2,in} = 0$. Since a small amount of oxygen is transferred from the liquid to the gas, we neglect X_{O_2} in the expression for ρ_{TIC}^* , that is,

$$\rho_{CO_2}^* = H_{CO_2} P_0 \frac{X_{CO_2}}{1 + X_{CO_2}}.$$

In this way, we obtain the following two dimensional ODE for the TIC, which is decoupled from the equations for the oxygen

$$(2.18) \quad \begin{aligned} \frac{dX_{CO_2}}{dz} &= \frac{(k_L a)_{CO_2}}{G_s} \left(\phi(\rho_{TIC}) - H_{CO_2} P_0 \frac{X_{CO_2}}{1 + X_{CO_2}} \right), \\ \frac{d\rho_{TIC}}{dz} &= \frac{(k_L a)_{CO_2}}{F_s} \left(\phi(\rho_{TIC}) - H_{CO_2} P_0 \frac{X_{CO_2}}{1 + X_{CO_2}} \right). \end{aligned}$$

Our first theorem states the existence and uniqueness of solutions for the BVP (2.16)-(2.18), and gives some properties of the solutions. The proof is given at the end of this section.

THEOREM 2.11. *BVP (2.16)-(2.18) has a unique nonnegative solution $(\bar{X}_{CO_2}, \bar{\rho}_{TIC})$ satisfying $\bar{X}_{CO_2}(0) = X_{CO_2,in}$ and $\bar{\rho}_{TIC}(h) = \rho_{TIC,in}$. Given $\rho_{CO_2,in}^* = H_{CO_2} P_0 \frac{X_{CO_2,in}}{1 + X_{CO_2,in}}$, we have*

- a) *if $\phi(\rho_{TIC,in}) < \rho_{CO_2,in}^*$ then $\rho_{TIC,out} > \rho_{TIC,in}$ and $X_{CO_2,out} < X_{CO_2,in}$,*
 - b) *if $\phi(\rho_{TIC,in}) = \rho_{CO_2,in}^*$ then $\rho_{TIC,out} = \rho_{TIC,in}$ and $X_{CO_2,out} = X_{CO_2,in}$,*
 - c) *if $\phi(\rho_{TIC,in}) > \rho_{CO_2,in}^*$ then $\rho_{TIC,out} < \rho_{TIC,in}$ and $X_{CO_2,out} > X_{CO_2,in}$.*
- Moreover,*

$$(2.19) \quad 0 \leq \frac{\partial \rho_{TIC}(0)}{\partial \rho_{TIC,in}} \leq 1.$$

Theorem 2.11 not only states the existence of solutions for the BVP (2.16)-(2.18), but determines if any concentration increases, decreases, or stays steady passing through the column.

Now, let $(\bar{X}_{CO_2}, \bar{\rho}_{TIC})$ be the unique non-negative solution of (2.16)-(2.18). Then, we have the following equation for the oxygen

$$(2.20) \quad \begin{aligned} \frac{dX_{O_2}}{dz} &= \frac{(k_L a)_{O_2}}{G_s} \left(\rho_{O_2} - H_{O_2} P_0 \frac{X_{O_2}}{1 + X_{O_2} + \bar{X}_{CO_2}} \right), \\ \frac{d\rho_{O_2}}{dz} &= \frac{(k_L a)_{O_2}}{F_s} \left(\rho_{O_2} - H_{O_2} P_0 \frac{X_{O_2}}{1 + X_{O_2} + \bar{X}_{CO_2}} \right). \end{aligned}$$

The following theorem is analogous to **Theorem 2.11**, but for BVP (2.17)-(2.20)

THEOREM 2.12. *BVP (2.17)-(2.20) has a unique nonnegative solution $(\bar{X}_{O_2}, \bar{\rho}_{O_2})$ satisfying $\bar{X}_{O_2}(0) = 0$ and $\bar{\rho}_{O_2}(0) = \rho_{O_2,in}$. We have that*

- a) *if $\rho_{O_2,in} = 0$ then $\rho_{O_2,out} = 0$ and $X_{O_2,out} = 0$,*
 - b) *if $\rho_{O_2,in} > 0$ then $\rho_{O_2,out} \leq \rho_{O_2,in}$ and $X_{O_2,out} \geq 0$.*
- Moreover,*

$$(2.21) \quad 0 \leq \frac{\partial \rho_{O_2}(0)}{\partial \rho_{O_2,in}} \leq 1.$$

From **Theorem 2.12** (case b), a part of oxygen in the liquid phase is always transferred to the gas phase because there is no oxygen in the input gas stream. For the inorganic carbon, **Theorem 2.11** shows that depending on the input concentrations, the amount of CO_2 in the biogas could increase (case c), which is not desirable for biogas upgrading.

Equations (2.19) and (2.21) are relevant when coupling the model of the AC with that of a microalgae culture where $\rho_{TIC,in}$ corresponds to the concentration of TIC moving from the culture to the column, and $\rho_{TIC}(0)$ corresponds to an input concentration in the culture coming from the column. Thus, the term $R = F(\rho_{TIC}(0) - \rho_{TIC,in})$ can be seen as a "circulation term", and it must be included in the mass balances of the microalgae culture. From (2.19), we obtain that

$$(2.22) \quad \frac{\partial R}{\partial \rho_{TIC,in}} \leq 0.$$

This property is necessary in Section 3 for studying the number of steady states of the coupled system. We can also see that

$$(2.23) \quad R \leq \beta h,$$

with $\beta = LH_{CO_2}P_0 \frac{(k_L^a)_{CO_2}}{F_s} > 0$. Indeed, from the second equation in (2.18), we have that $\frac{d\rho_{TIC}}{dz} \geq -\beta/L$. Integrating both sides of this inequality on the interval $[0, h]$ gives (2.23).

We end this section with the proof of Theorems 2.11 and 2.12.

Proof. (Theorem 2.11) We will denote X_{CO_2} and S_{TIC} by x and y respectively. The BVP (2.16)-(2.18) can be put in the following form:

$$(2.24) \quad \begin{aligned} \frac{dx}{dz} &= \alpha[g(y) - f(z, x)], \\ \frac{dy}{dz} &= g(y) - f(z, x), \\ x(0) &= x_0, \quad y(h) = y_1, \quad h > 0, \end{aligned}$$

with $\alpha > 0, x_0, y_1 \geq 0$ appropriate constants, $f : [0, h] \times \mathbb{R}_+ \rightarrow \mathbb{R}$ and $g : \mathbb{R}_+ \rightarrow \mathbb{R}$ defined by:

$$(2.25) \quad g(y) = k_1 \phi(y) \text{ and } f(z, x) = k_2 \frac{x}{1+x},$$

with ϕ defined in Proposition 2.9, and k_1, k_2 , again, two appropriate positive constants. Then, we firstly have to prove:

- For any $x_0, y_1 \geq 0$, the BVP (2.24) has a unique solution (\bar{x}, \bar{y}) . Moreover*
- a) if $g(y_1) = f(x_0)$ then $\bar{x}(h) = x_0$ and $\bar{y}(0) = y_1$,
 - b) if $g(y_1) < f(x_0)$ then $\bar{x}(h) > x_0$ and $\bar{y}(0) < y_1$,
 - c) if $g(y_1) > f(x_0)$ then $\bar{x}(h) < x_0$ and $\bar{y}(h) > y_1$.

For this purpose, we define g and f for negative values of x and y in the following way: $g(y) := -g(-y)$ and $f(z, x) := -f(z, -x)$ for all $z \in [0, h]$ and $x, y \in [0, -\infty)$. Now, replacing $\frac{dy}{dz}$ in the first equality in (2.24) and integrating, we obtain

$$(2.26) \quad x(z) = x_0 + \alpha(y(z) - y(0)).$$

Replacing (2.26) in (2.24), we obtain the following one-dimensional problem

$$(2.27) \quad \begin{cases} \frac{dy}{dz} &= G(z, y, y(0)), \\ y(h) &= y_1, \end{cases}$$

where $G : [0, h] \times \mathbb{R}^2 \rightarrow \mathbb{R}$ is given by

$$(2.28) \quad G(z, y, \gamma) = g(y) - f(z, x_0 + \alpha(y - \gamma)).$$

We have that $g(0) = 0$, $\lim_{y \rightarrow \infty} g(y) = \infty$, and g is strictly increasing. This implies the existence of $\gamma^* \geq 0$ such that $g(\gamma^*) = k_2 \frac{x_0}{1+x_0}$ or equivalently $G(z, \gamma^*, \gamma^*) = 0$. Thus, we can easily verify that G satisfies the hypotheses of [Lemma 6.1](#) in the Appendix, then the problem [\(2.27\)](#) admits a unique solution \bar{y} . Let us define $\bar{x}(z) := x_0 + \alpha(\bar{y}(z) - \bar{y}(0))$. If \bar{x} and \bar{y} are non-negative, then (\bar{x}, \bar{y}) form a solution of [\(2.24\)](#). Let us assume that $y_1 < \gamma^*$. Since G does not depend on z , by [Lemma 6.1](#), \bar{y} is strictly decreasing. Since $\bar{y}(h) = y_1 \geq 0$, we conclude that \bar{y} cannot be negative. If $y_1 \geq \gamma^*$, again from [Lemma 6.1](#), we have that \bar{y} is not smaller than $\gamma^* \geq 0$ for any z . Thus, \bar{y} is non-negative. With respect to \bar{x} , if there is a $z^* \in [0, h]$ such that $\bar{x}(z^*) = 0$, from [Equation \(2.24\)](#), it follows that $d\bar{x}(z^*)/dz = \alpha \hat{g}(\bar{y}(z^*)) \geq 0$. Thus, \bar{x} cannot be negative, and hence (\bar{x}, \bar{y}) is a solution of the BVP [\(2.24\)](#). The uniqueness of this solution follows from the uniqueness of \bar{y} . Now, we prove the properties of the solution. a) If $g(y_1) = f(x_0)$, then $y_1 = \gamma^*$. From [Lemma 6.1](#), $\bar{y}(z) = y_1$. b) If $g(y_1) < f(x_0)$, then $y_1 < \gamma^*$. From [Lemma 6.1](#), it follows that $\bar{y}(z)$ and $\bar{x}(z)$ (see def. of \bar{x}) are strictly increasing which implies b). The proof of c) is similar to that of b).

Now, it remains to prove that

$\bar{y}(0)$ is differentiable by y_1 and

$$0 \leq \frac{\partial \bar{y}(0)}{\partial y_1} \leq 1.$$

Indeed, since $f, g \in C^1[0, \infty)$ and

$$\frac{\partial}{\partial y} G(z, y, \gamma) + \frac{\partial}{\partial \gamma} G(z, y, \gamma) = g'(y) > 0,$$

from [Lemma 6.2](#) we conclude that $\bar{y}(0)$ is differentiable by y_1 and $0 \leq \partial \bar{y}(0)/\partial y_1 \leq 1$. \square

Proof. (of [Theorem 2.12](#)) The proof follows the same idea of that of [Theorem 2.11](#). In [\(2.24\)](#), take $x_0 = 0$ and f and g as

$$(2.29) \quad g(y) = k_1 y \text{ and } f(z, x) = k_2 \frac{x}{1+x+\beta(z)}$$

where $\beta : [0, h] \rightarrow [0, \infty)$ is an appropriate continuous function, and k_1, k_2 two positive appropriate constants. \square

3. Modeling a column absorption connected to a microalgae culture.

Consider the system described by [Figure 3.1](#). The left side corresponds to an absorption column (AC) and the right side to a photobioreactor (PBR) with a microalgae culture. In this system, the flow of liquid (F) in the AC comes from the PBR and then returns to the PBR, so that microalgae use the absorbed carbon dioxide from biogas as a substrate and release oxygen to the environment. Given that column dynamics is faster than microalgae growth, we assume that the column operates at steady state. Thus, we can describe the absorption column with the BVP presented in section 2

(See (2.18) and (2.20)).

The PBR is operating in continuous mode and constant stirring is keeping the concentrations homogeneous in the medium. The PBR is illuminated with an irradiance I_{in} . In real applications, the PBR is illuminated with sunlight [26]. This may lead to a very complicated analysis of the model. Thus, we consider constant irradiance as in the lab-scale system in [20]. Light penetrating the culture decreases as it passes through the culture due to absorption and scattering by algal cells and other substances. We assume that light intensity decays exponentially with depth according to the Lambert-Beer law, i.e., at a distance z from the illuminated surface, the light intensity is

$$(3.1) \quad I(z, X) = I_{in} e^{-z(kX + K_{bg})}, \quad z \in [0, L],$$

where X is the microalgae concentration, k is the specific light attenuation coefficient of microalgae, K_{bg} is the background turbidity, and L is the depth of the PBR. We assume that microalgae growth depends on the availability of light and CO_2 . Thus, by using the Monod model for both limitations, we can describe the growth of microalgae at a distance z from the illuminated surface by

$$(3.2) \quad \mu_z(\cdot) = \mu_{max} \frac{S_{CO_2}}{K_{CO_2} + S_{CO_2}} \frac{I(z, X)}{I(z, X) + K_I},$$

with μ_{max} the maximal specific growth rate, S_{CO_2} the CO_2 concentration in the PBR, and K_I and K_{CO_2} half saturation constants. Following [13], we define μ as the average of the local growth rates along the depth i.e. $\mu(\cdot) = \frac{1}{L} \int_0^L \mu_z(\cdot) dz$. A simple computation gives

$$(3.3) \quad \mu(\cdot) = \frac{\mu_{max}}{(kX + K_{bg})L} \ln \left(\frac{K_I + I_{in}}{K_I + I_{out}(X)} \right) \frac{S_{CO_2}}{K_{CO_2} + S_{CO_2}},$$

with $I_{out}(X) = I_{in} e^{-(kX + K_{bg})L}$.

Based on [5, 14, 13], the microalgae growth is represented by the following system of differential equations

$$(3.4) \quad \begin{aligned} \frac{dX}{dt} &= \mu(\cdot)X - DX, \\ \frac{dS_{TIC}}{dt} &= -\frac{1}{Y_{CO_2}} \mu(\cdot)X + D(S_{TIC,in} - S_{TIC}) \\ &\quad + (K_{La})_{CO_2}^P (S_{CO_2}^* - S_{CO_2}) + \frac{F}{V} (S_{TIC}^0 - S_{TIC}), \\ \frac{dZ}{dt} &= D(Z_{in} - Z). \end{aligned}$$

Here, S_{TIC} denotes the concentration of total inorganic carbon in the PBR, $S_{TIC,in}$ is the input nutrient concentration (into the PBR), and $D > 0$ is the dilution rate. The quantity $S_{CO_2}^*$ is the concentration of saturation in dissolved CO_2 and $(K_{La})_{CO_2}^P$ is a transfer coefficient. The term $(K_{La})_{CO_2}^P (S_{CO_2}^* - S_{CO_2})$ represents a liquid-gas transfer between the PBR and the atmosphere. S_{TIC}^0 represents the TIC concentration in the

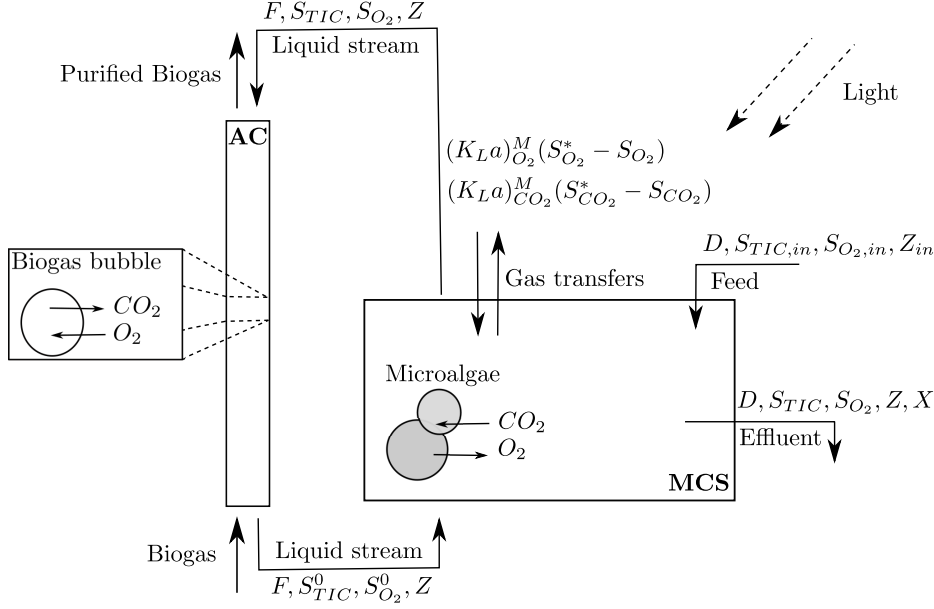


FIG. 3.1. Scheme of the absorption column connected to a microalgae culture showing transfers in the absorption column and the conversion of carbon dioxide into oxygen in the microalgae culture.

liquid at the bottom of the column given by the solutions of the BVP (2.16)-(2.18). $\frac{F}{V}(S_{TIC}^0 - S_{TIC})$ is a circulation term and it represents the TIC exchange with the absorption column.

To find the oxygen concentration evolution, we solve the following differential equation coupled to (4.5)

$$(3.5) \quad \frac{dS_{O_2}}{dt} = \frac{1}{Y_{O_2}}\mu(\cdot)X + D(S_{O_2,in} - S_{O_2}) + (K_L a)_{O_2}^P(S_{O_2}^* - S_{O_2}) + \frac{F}{V}(S_{O_2}^0 - S_{O_2}).$$

Here, S_{O_2} denotes the concentration of oxygen in the PBR and $S_{O_2,in}$ is an input concentrations of oxygen (into the PBR). The quantity $S_{O_2}^*$ is the concentration of saturation in dissolved O_2 and $(K_L a)_{O_2}^P$ is a transfer coefficient. The term $(K_L a)_{O_2}^P(S_{O_2}^* - S_{O_2})$ represents a liquid-gas transfer between the PBR and the atmosphere. $S_{O_2}^0$ represents the concentration of O_2 in the liquid at the bottom of the column given by the solutions of BVP (2.17)-(2.20). $\frac{F}{V}(S_{O_2}^0 - S_{O_2})$ is a circulation term and represents the O_2 exchange with the absorption column.

We assume that Assumptions A 2.2 and A 2.3 are true in the aqueous medium inside the PBR. This implies that S_{CO_2} equals to $\phi(S_{TIC}, Z(t))$ with ϕ defined in Proposition 2.9. In the following section, we discuss the long-term behavior of solutions of (3.4)-(3.5). In particular, we prove that (3.4)-(3.5) admits at most one steady state with a positive microalgae concentration. We denote it by E_1 . We give sufficient conditions for the existence of E_1 and we argue that starting with a positive initial microalgae concentration any solution of (3.4)-(3.5) approaches asymptotically to E_1 .

4. Asymptotic behavior of the coupled system. In this section, we study the dynamics of the system (3.4)-(3.5). From now on, we assume that (3.4)-(3.5) admits a globally unique solution for any non-negative initial condition and we write:

$$(4.1) \quad G(S_{TIC}, Z) = (K_{La})_{CO_2}^P (S_{CO_2}^* - \phi(S_{TIC}, Z)) + \frac{F}{V} (S_{TIC}^0 - S_{TIC}),$$

and

$$(4.2) \quad H(S, S_{O_2}, Z) = (K_{La})_{O_2}^P (S_{O_2}^* - S_{O_2}) + \frac{F}{V} (S_{O_2}^0(S_{TIC}, S_{O_2}, Z) - S_{O_2}).$$

As shown in Section 2, the term $R := F(S_{TIC}^0 - S_{TIC})$ is strictly decreasing with respect to S_{TIC} (see (2.22)) and bounded by a positive constant (see (2.23)), while ϕ is strictly decreasing in S_{TIC} (see Proposition 2.9). Thus, G is strictly decreasing in S_{TIC} and bounded by a positive constant G_0 . As for G , we can argue that H is strictly decreasing in S_{O_2} . Since $S_{CO_2} = \phi(S_{TIC}, Z)$, we can write $\mu(\cdot) = \mu(X, S_{TIC}, Z)$.

From the third equation in (3.4), it follows that

$$(4.3) \quad Z(t) = Z(0)exp(-Dt) + Z_{in}(1 - exp(-Dt)).$$

From (4.3), $Z(t)$ approaches asymptotically Z_{in} . Replacing Z in (3.4) by Z_{in} and dropping the equation for Z , we get the following two-dimensional autonomous system

$$(4.4) \quad \begin{aligned} \frac{dX}{dt} &= \mu(X, S_{TIC}, Z_{in})X - DX, \\ \frac{dS_{TIC}}{dt} &= -\frac{1}{Y_{CO_2}}\mu(X, S_{TIC}, Z_{in})X + D(S_{TIC,in} - S_{TIC}) \\ &\quad + G(S_{TIC}, Z_{in}). \end{aligned}$$

As a first result, we prove that (4.4) admits a unique steady state characterized by the absence of microalgae.

LEMMA 4.1. (4.4) has a unique washout steady state $(0, S_{TIC,0})$.

Proof. We search for the solution of the following equation

$$(4.5) \quad 0 = D(S_{in} - S_{TIC}) + G(S_{TIC}, Z_{in}) = f(S_{TIC}).$$

Since G is strictly decreasing in S_{TIC} , f is strictly decreasing. Thus, (4.5) admits at most one solution. Since f is continuous, $f(0) > 0$, and $\lim_{S_{TIC} \rightarrow \infty} f(S_{TIC}) = -\infty$, the existence of solutions follows. \square

The following theorem shows that (4.4) admits a globally attracting steady state with a positive microalgae concentration.

THEOREM 4.2. Let (X, S_{TIC}) be a solution of (4.4) satisfying $S_{TIC}(0) \geq 0$ and $X(0) > 0$, and let $S_{TIC,0}$ be the TIC concentration in absence of microalgae given by Lemma 4.1. Then, if $\mu(0, S_{TIC,0}, Z_{in}) > D$ then (4.4) has a unique steady state $(X_1, S_{TIC,1})$ with $X_1 > 0$ and it is the limit of (X, S_{TIC}) as $t \rightarrow \infty$.

Proof. We will simplify the notation by writing S and γ instead of S_{TIC} and $\frac{1}{Y_{CO_2}}$, respectively (and logically S_0 instead of $S_{TIC,0}$). Let (X, S) be a solution of

(4.4) with initial conditions $S(0) \geq 0$ and $X(0) > 0$ and let us define $V := S + \gamma X$. Since $\mu(X, 0) = 0$ and $G(0, Z_{in}) > 0$, it holds $X(t), S(t) \geq 0$ for all $t \geq 0$. Then $0 \leq \gamma X(t) \leq Z(t)$ for all $t \geq 0$. Now, we note that V satisfies

$$(4.6) \quad \frac{dV(t)}{dt} = D(S_{in} - V) + G(V(t) - \gamma X(t), Z_{in}) \leq D(S_{in} - V) + G(0, Z_{in}).$$

This shows that V , X , and S are bounded. We claim that the limit set of $(X(0), S(0))$ is a single steady state in \mathbb{R}^2 . Indeed, we note that (V, X) is a solution of the system

$$(4.7) \quad \begin{aligned} \frac{dV}{dt} &= D(S_{in} - V) + G(V - \gamma X, Z_{in}), \\ \frac{dX}{dt} &= (\mu(X, V - \gamma X, Z_{in}) - D)X. \end{aligned}$$

The Jacobian matrix associated to (4.7) is

$$J(V, X) = \begin{bmatrix} \frac{\partial}{\partial S} \mu(X, V - \gamma X, Z_{in}) X & -\gamma \frac{\partial}{\partial S} G(V - \gamma X, Z_{in}) \\ \star & \star \end{bmatrix}.$$

It is clear that (4.7) is cooperative (i.e. the off diagonal terms of the Jacobian matrix are non-negative). Furthermore, solutions of (4.7) are asymptotically bounded in a compact subset of \mathbb{R}_+^2 . From Theorem 2.2 of Chapter 3 in [29] for two-dimensional systems, the limit is a single equilibrium, and the claim is proved.

The Jacobian matrix $J(X, S)$ of the system (4.4) is

$$\begin{bmatrix} \frac{\partial \mu(X, S, Z_{in})}{\partial X} X + \mu(X, S, Z_{in}) - D & \frac{\partial \mu(X, S, Z_{in})}{\partial S} X \\ -\gamma \left(\frac{\partial \mu(X, S, Z_{in})}{\partial X} X + \mu(X, S, Z_{in}) \right) & -\gamma \frac{\partial \mu(X, S, Z_{in})}{\partial S} X - D + \frac{\partial}{\partial S} G(S, Z_{in}) \end{bmatrix}.$$

At the washout steady state, the Jacobian matrix is

$$J(0, S_0) = \begin{bmatrix} \mu(0, S_0, Z_{in}) - D & 0 \\ -\gamma \mu(0, S_0, Z_{in}) & -D + \frac{\partial}{\partial S} G(S_0, Z_{in}) \end{bmatrix}.$$

The eigenvalues are $-D + \frac{\partial}{\partial S} G(S_0, Z_{in}) < 0$ and $\mu(0, S_0, Z_{in}) - D > 0$, hence the washout is a saddle point which can be reached only if $X(0) = 0$. Consequently, (X, S) cannot converge towards it, and then there is another steady state (X_1, S_1) with $X_1 > 0$ the limit of (X, S) . This is the unique steady state in \mathbb{R}_+^2 different from the washout. Indeed, assume that there exists another steady state (X_2, S_2) with $X_2 > 0$. We can assume that $S_1 < S_2$. Since $\mu(X_1, S_1, Z_{in}) = \mu(X_2, S_2, Z_{in})$, we have $X_1 < X_2$. Consequently

$$\varphi(S_1) = \gamma D X_1 < \gamma D X_2 = \varphi(S_2),$$

and we get the contradiction $S_1 > S_2$. Thus, any solution (X, S) to (4.4) with $X(0) > 0$ approaches (X_1, S_1) and the proof is completed. \square

The following theorem is an extension of Theorem 4.2.

THEOREM 4.3. *Let (X, S_{TIC}, Z) be a solution of (3.4) satisfying $S(0), Z(0) \geq 0$ and $X(0) > 0$, and let $S_{TIC,0}$ be the TIC concentration in absence of microalgae given by Lemma 4.1. If $\mu(0, S_{TIC,0}, Z_{in}) > D$ then (X, S_{TIC}, Z) converges to $(X_1, S_{TIC,1}, Z_{in})$, with $(X_1, S_{TIC,1})$ given by Theorem 4.2, as $t \rightarrow \infty$.*

Proof. We recall (3.4) with the notation used in the proof of Theorem 4.2. By defining the variable $V = \gamma X + S$ we can prove that the solutions of (3.4) are bounded (see proof of Theorem 4.2). Let $Y := \mathbb{R}_+^3$ and let $\Phi : \mathbb{R}_+ \times Y \rightarrow Y$ be the autonomous semiflow defined by $\Phi(t, y^0) = y(t)$ with $y(t) = (X(t), S(t), Z(t))$ the unique solution of (3.4) satisfying $y(0) = y^0 := (X^0, S^0, Z^0) \in Y$. Let $\omega(y^0)$ be the omega limit set of y^0 . The proof of the theorem consist in proving that if $y^0 \in (0, \infty) \times \mathbb{R}_+^2$, then $\omega(y^0) = \{E_1\}$ with $E_1 := (X_1, S_1, Z_{in})$.

Since $Z(t)$ converges to Z_{in} as $t \rightarrow \infty$, $\omega(y^0) \subset \Gamma := \mathbb{R}_+^2 \times \{Z_{in}\}$. The set Γ is invariant and, from Theorem 4.2, any solution starting on Γ approaches either $E_0 := (0, S_0, Z_{in})$ or E_1 . Thus, $\omega(y^0)$ contains E_0 or E_1 . The characteristic polynomial of the Jacobian evaluated at E_1 is $p(\lambda) = -(\lambda + D)\det(A - \lambda I)$ with I the identity matrix of 2×2 and A given by:

$$A = \begin{bmatrix} X_1 \frac{\partial}{\partial X} \mu(X_1, S_1, Z_{in}) & X_1 \frac{\partial}{\partial S} \mu(X_1, S_1, Z_{in}) \\ -\gamma \mu(X_1, S_1, Z_{in}) & -\gamma \frac{\partial}{\partial S} \mu(X_1, S_1, Z_{in}) - D - \frac{\partial}{\partial S} G(S_1, Z_{in}) \end{bmatrix}.$$

We can easily verify that trace and the determinant of A are negative and positive respectively. Thus, all the roots of p are negative. Consequently, E_1 is locally stable. Thus, if $\omega(y^0)$ contains E_1 , then $\omega(y^0) = \{E_1\}$. Thus, we have to prove that

$$(4.8) \quad E_0 \notin \omega(y^0) \text{ for any } y^0 \in (0, \infty) \times \mathbb{R}_+^2.$$

To prove this, we use the theory of persistence presented in the book [30] (we refer the reader to [30] for review of the definitions presented in the rest of the proof). We introduce the persistence function $\rho : Y \rightarrow \mathbb{R}_+$; $\rho(y) = X$. From the uniqueness of solutions of (3.4), it follows that

$$(4.9) \quad \rho(\Phi(t, y_0)) = 0 \text{ for all } t \in \mathbb{R}_+ \text{ if, and only if } X^0 = 0.$$

Then, we define

$$Y^0 := \{y^0 \in Y; \rho(\Phi(t, y^0)) = 0\} = \{0\} \times \mathbb{R}_+^2.$$

From (4.9), we also conclude that $\Phi(t, (0, S^0, Z^0)) = (0, S(t), Z(t))$ with (S, Z) the unique solution of

$$(4.10) \quad \begin{aligned} \frac{dS}{dt} &= D(S_{in} - S) + G(S, Z), \\ \frac{dZ}{dt} &= D(Z_{in} - Z), \end{aligned}$$

satisfying $S(0) = S^0$ and $Z(0) = Z^0$. It is not difficult to see that any solution of (4.10) approaches asymptotically to the steady state (S_0, Z_{in}) . Therefore, we have that

$$\Omega := \bigcup_{y^0 \in Y^0} \omega(y^0) = \bigcup_{S^0, Z^0 \in \mathbb{R}_+} \omega(0, S^0, Z^0) = \{(0, S_0, Z_{in})\}.$$

It is clear that Ω is compact, invariant, isolated, and acyclic in Y^0 .

According to Theorem 8.17 [30], if Ω is weakly ρ -repelling (i.e. there is no $y \in Y$ such that $\rho(y) > 0$ and $\Phi(t, y) \rightarrow \omega$ as $t \rightarrow \infty$), then Φ is uniformly weakly ρ -persistent (i.e. there exists $\delta > 0$ such that $\limsup_{t \rightarrow \infty} \rho(\Phi(t, y)) > \delta$ if $\rho(y) > 0$). To prove that Ω is weakly ρ -repelling, it is enough to show that $W^s(\Omega) \subset Y^0$, with $W^s(\Omega)$ the stable manifold of Ω . The Jacobian matrix of (3.4) evaluated at the washout steady state is

$$J = \begin{bmatrix} \lambda_1 & 0 & 0 \\ -\gamma\mu(0, S_0, Z_{in}) & \lambda_2 & \frac{\partial}{\partial Z}G(S_0, Z_{in}) \\ 0 & 0 & \lambda_3 \end{bmatrix},$$

with $\lambda_1 = \mu(0, S_0, Z_{in}) - D$, $\lambda_2 = -D + \frac{\partial}{\partial S}G(S_0, Z_{in})$, and $\lambda_3 = -D$ the eigenvalues of J . We have $\lambda_1 > 0$, and $\lambda_2, \lambda_3 < 0$, therefore $W^s(\Omega)$ is a locally manifold of dimension 2. Since Y^0 has dimension 2, we conclude that $W^s(\Omega) \subset Y^0$. Thus, Φ is uniformly weakly ρ -persistent.

Now we define $\sigma = \rho \circ \Phi : \mathbb{R}_+ \times Y \rightarrow \mathbb{R}_+$. It is clear that $\sigma(t, y^0) = X(t)$. It follows that σ is continuous, and from the uniqueness of solutions for (3.4), it holds that if $X^0 > 0$ then $\sigma(t, (X^0, S^0, Z^0)) > 0$ for all $t \geq 0$. The assumptions of Theorem 4.5 in [30] are satisfied, and we conclude that Φ is uniformly ρ -persistent, that is, there exists $\delta > 0$ such that

$$\liminf_{t \rightarrow \infty} \rho(\Phi(t, y^0)) \geq \delta, \text{ for all } y^0 \in Y; \rho(y^0) > 0,$$

which is equivalent to

$$(4.11) \quad \liminf_{t \rightarrow \infty} X(t) \geq \delta, \text{ if } X(0) > 0.$$

Since (4.11) implies (4.8), the proof is completed. \square

We end this section studying (3.5). Replacing the state variables (X, S_{TIC}, Z) by $(X_1, S_{TIC,1}, Z_{in})$ in (3.5), we obtain the following one-dimensional equation

$$(4.12) \quad \frac{dS_{O_2}}{dt} = f(S_{O_2}),$$

with

$$f(S_{O_2}) = \frac{1}{Y_{O_2}} \mu(X_1, S_{TIC,1}, Z_{in}) X_1 + D(S_{O_2, in} - S_{O_2}) + H(S_{TIC,1}, S_{O_2}, Z_{in})$$

Since f is strictly decreasing. Since f is continuous, $f(0) > 0$, and $\lim_{S \rightarrow \infty} f(S) = -\infty$, (4.12) has a unique steady state $S_{O_2,1}$.

THEOREM 4.4. *Let (X, S_{TIC}, Z, S_{O_2}) be a solution of (3.4)-(3.5) with initial conditions $S_{TIC}(0), Z(0), S_{O_2}(0) \geq 0$ and $X(0) > 0$, and let $S_{TIC,0}$ be the TIC concentration without microalgae given by Lemma 4.1. If $\mu(0, S_{TIC,0}, Z_{in}) > D$ then (X, S_{TIC}, Z, S_{O_2}) converges towards $E_1 := (X_1, S_{TIC,1}, Z_{in}, S_{O_2,1})$, with $(X_1, S_{TIC,1})$ given by Theorem 4.2, as $t \rightarrow \infty$.*

Proof. Let (S, X, Z, S_{O_2}) be a solution of (3.4)-(3.5) with $X(0) > 0$. Theorem 4.2 shows that (X, S, Z) approaches asymptotically to the steady state $(X_1, S_{TIC,1}, Z_{in})$. Thus, the omega limit set of this solution is contained in the set $\Omega := \{X_1\} \times \{S_1\} \times \{Z_{in}\} \times \mathbb{R}_+$. Ω is positively invariant set with respect to (3.4)-(3.5) and any solution of (3.4)-(3.5) starting in Ω approaches to E_1 . Thus, E_1 belongs to the omega limit set of (S, X, Z, S_{O_2}) . If E_1 is locally stable then the omega limit set of (S, X, Z, S_{O_2}) is equal to $\{E_1\}$ and the proof is completed. We omit the proof of the local stability of E_1 since is very similar of that of the local stability of E_1 in the proof of Theorem 4.3. \square

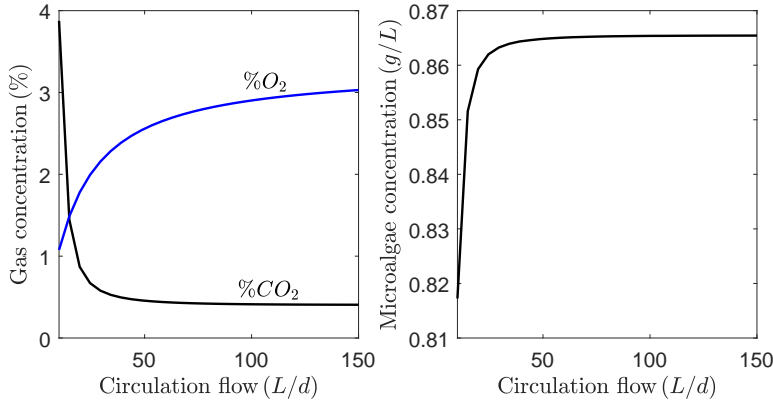


FIG. 5.1. Biogas composition after passing through the column and microalgae concentration at different steady states reached for different flow liquid rates.

5. Application to capacity of the coupled system for biogas upgrading.

We evaluate numerically the capacity of the system AC-PBR for upgrading biogas at the steady state E_1 . The geometry of the system and flow rates are taken from [20]. Column dimensions are 2.2 m height and 0.02 m diameter ($S = 3.1416 \times 10^{-4} m^2$). The biogas is injected at a rate of $G = 7.9 L d^{-1}$. Note that G_s in (2.6) is obtained from $G_s = x_{CH_4} G \rho_G / S$, with x_{CH_4} the molar fraction of CH_4 in the gas phase (0.72) and ρ_G the molar density of the gas. We will assume that $\rho_G = 0.0446 mol L^{-1}$ (density of an ideal gas at 25°C and 1 atm). The pressure inside the column is taken as $P_0 = 1.1064 atm$ (average). The PBR has a volume of 75 L and a depth of 0.15 m. The dilution rate is $0.06 d^{-1}$ and the incident light is $I_{in} = 100 \mu mol m^{-2} s^{-1}$.

The feed medium has pH 7 and concentrations $S_{O_2, in} = 3 \times 10^{-4} mol L^{-1}$ and $S_{TIC, in} = 1.7 \times 10^{-3} mol L^{-1}$. Thus, $Z_{in} = 1.4 \times 10^{-3} mol L^{-1}$. Microalgae parameters are obtained from literature and summarized in Table 1.2. Gas-liquid transfer coefficients in the column are assumed to be correlated by $(k_L a)_{CO_2} = (k_L a)_{O_2} \sqrt{\frac{D_{CO_2}}{D_{O_2}}}$, with D_{CO_2} and D_{O_2} the diffusivities of CO_2 and O_2 respectively [16]. The value of $(k_L a)_{O_2}$ is $45 d^{-1}$.

Figure 5.1 shows the composition of the biogas and the microalgae concentration at steady state for different circulation flow rates. The effect of liquid speed ($< 0.03 m/s$) on $(k_L a)_{O_2}$ is insignificant for industrial applications [27]. Steady state is obtained by integrating (3.4)-(3.5) for 100 days with the solver *ode23t* of MATLAB. In each iteration, the BVP associated to the absorption column is solved by *bvp4c* in MATLAB [28].

By [20], the liquid flow rate is a critical parameter. As the liquid flow rate increases, the percentage of CO_2 in treated biogas decreases while the percentage of O_2 increases. This suggests that to keep both concentration below a certain level, intermediate values of the liquid flow rate must be chosen. With respect to the biomass concentration, as in [20], it remains low and almost the same for all the values of the liquid flow rate.

6. Conclusion. We built a mathematical model of an innovative system for purifying biogas: an absorption column connected to a microalgae culture. The model

consists of a system of ordinary differential equations coupled to a boundary value problem (BVP). We proved the existence and uniqueness of solutions of the BVP and we found some properties of the solutions. For the coupled system, we determined a threshold result on the global asymptotics. Depending on the dilution rate of the reactor with the microalgae culture, the solutions of the system approach either to a steady state characterized by the presence of microalgae or to the washout steady state (absence of microalgae).

Based on our theoretical results, we determined numerically the steady states of the coupled system. We showed that the circulation flow between the absorption column and the reactor with microalgae has a strong impact on the capacity of the system for purifying biogas.

Appendix. Consider the following problem:

$$(6.1) \quad \begin{cases} \frac{dy}{dz} &= G(z, y, y(0)), \\ y(h) &= y_1, \end{cases}$$

The following lemma gives conditions over G such that the problem (6.1) admits a unique solution.

LEMMA 6.1. *Assume that $G : [0, h] \times \mathbb{R}^2 \rightarrow \mathbb{R}$ has the following properties;*

a) *the initial value problem (IVP)*

$$(6.2) \quad \begin{cases} \frac{dy}{dz} &= G(z, y, \gamma), \\ y(0) &= y_0, \end{cases}$$

admits a unique solution for any $\gamma, y_0 \in \mathbb{R}$, which exists for all $z \in [0, h]$,

b) *G is Lipschitz in γ ,*

c) *there exists $\gamma^* \in \mathbb{R}$ such that $G(z, \gamma^*, \gamma^*) = 0$ for all $z \in [0, h]$,*

d) *G is strictly increasing in γ .*

Then, (6.1) admits a unique solution. Moreover, if $\bar{y}(z; y_1)$ is the solution of (6.1) satisfying $\bar{y}(h; y_1) = y_1$, then $\bar{y}(z; \gamma^) = \gamma^*$, and $\bar{y}(z; y_1) \in [\gamma^*, y_1]$ (resp. $\bar{y}(z; y_1) \geq y_1, \gamma^*$) for all $z \in [0, h]$ if $y_1 > \gamma^*$ (resp. if $y_1 < \gamma^*$).*

In the case that G does not depend on z , then $\bar{y}(z; y_1)$ is monotone: increasing if $y_1 > \gamma^$ and decreasing if $y_1 < \gamma^*$.*

Proof. For any $\gamma \in \mathbb{R}$, we denote by $\theta(z; \gamma)$ the unique solution of (6.2) with $y_0 = \gamma$.

Claim 1: For any $z \in [0, h]$, $\theta(z; \cdot)$ (θ as function of γ) is continuous and strictly increasing on \mathbb{R} . Indeed, let $\gamma_1, \gamma_2 \in \mathbb{R}$. Since G is Lipschitz in γ , we have

$$\begin{aligned} |\theta(z; \gamma_1) - \theta(z; \gamma_2)| &\leq |\gamma_1 - \gamma_2| + \int_0^z |G(z, y, \gamma_1) - G(z, y, \gamma_2)|, \\ &\leq (1 + L_G h) |\gamma_1 - \gamma_2|, \end{aligned}$$

with L_G the Lipschitz constant of G . Then $\theta(z; \cdot)$ is Lipschitz in γ and hence continuous in γ . For the second result, we will denote by $\theta(z; \gamma, \gamma')$ the unique solution of the differential equation $dy/dz = G(z, y, \gamma)$ with initial condition $y(0) = \gamma'$, which exists for all $z \in [0, h]$. Assume that $\gamma_1 < \gamma_2$, then $G(z, y, \gamma_1) < G(z, y, \gamma_2)$ for all

$y \in \mathbb{R}$. By the standard comparison theorem, it follows that $\theta(z; \gamma_1, \gamma_1) < \theta(z; \gamma_1, \gamma_2)$. From a uniqueness argument, it follows that $\theta(z; \gamma_1, \gamma_2) < \theta(z; \gamma_2, \gamma_2)$. Combining the last two inequalities for θ , we conclude that $\theta(z; \gamma_1) < \theta(z; \gamma_2)$, and hence $\theta(z; \gamma)$ is strictly increasing in γ .

Claim 2: We have that $\theta(z, \gamma^*) = \gamma^*$, and that $\theta(z, \gamma) > \gamma$ (resp. $\theta(z, \gamma) < \gamma$) for all $z \in [0, h]$ when $\gamma > \gamma^*$ (resp. $\gamma < \gamma^*$). Indeed, from c) we have that $G(z, \gamma^*, \gamma^*) = 0$ for all $z \in [0, h]$, from where it follows that $\theta(z, \gamma^*)$ is constant and equals to γ^* . Let $\gamma > \gamma^*$ (resp. $\gamma < \gamma^*$). Since G is strictly increasing in γ , for any $z \in [0, h]$ we have

$$(6.3) \quad \frac{d\theta(z, \gamma)}{dz} \Big|_{\theta=\gamma^*} = G(z, \gamma^*, \gamma) > G(z, \gamma^*, \gamma^*) = 0, \quad (\text{resp. } \frac{d\theta(z, \gamma)}{dz} \Big|_{\theta=\gamma^*} < 0). \quad \square$$

Thus, the region $[\gamma^*, \infty)$ (resp. $(-\infty, \gamma^*]$) is positively invariant and the claim is proved.

Now, define the function $\varphi : \mathbb{R} \rightarrow \mathbb{R}$ as $\varphi(\gamma) := \theta(h, \gamma)$. It remains to prove that there is a unique $\gamma' \in \mathbb{R}$ such that $\varphi(\gamma') = y_1$. Indeed, from Claim 2, $\varphi(\gamma^*) = \gamma^*$, $\varphi(\gamma) > \gamma$ when $\gamma > \gamma^*$ and $\varphi(\gamma) < \gamma$ when $\gamma < \gamma^*$. This implies that φ is surjective. From Claim 1, it follows that φ is continuous and strictly increasing. Thus, φ is an homeomorphism and we conclude the existence and uniqueness of γ' .

If G does not depend on z , (6.3) implies (in a first order autonomous differential equation) that $\theta(z, \gamma)$ is an strictly increasing (resp. strictly decreasing) function for all $z \in [0, h]$. This completes the proof.

LEMMA 6.2. *Assume that for any $z \in [0, h]$, $G(z, \cdot) \in C^1(\mathbb{R}^2)$ and*

$$\frac{\partial}{\partial y} G(z, y, \gamma) + \frac{\partial}{\partial \gamma} G(z, y, \gamma) > 0.$$

Assume also that for any $y_1 \in \mathbb{R}$ (6.1) admits a unique solution $\bar{y}(z; y_1)$. Then, $\bar{y}(0; y_1)$ is differentiable by y_1 and

$$(6.4) \quad 0 \leq \frac{\partial \bar{y}(0; y_1)}{\partial y_1} \leq 1.$$

Proof. For any $\gamma \in \mathbb{R}$, we will denote by $\theta(z; \gamma)$ the unique solution of the IVP (6.2) with $y_0 = \gamma$. Following the proofs of Theorems 12.2 and 12.4 in [2], it can be shown that $w(z) := \frac{\partial}{\partial \gamma} \theta(z, \gamma)$ exists for all $z \in [0, h]$ and it satisfies the variational equation

$$(6.5) \quad \frac{dw(z)}{dz} = \frac{\partial}{\partial y} G(z, \theta(z, \gamma), \gamma) w(z) + \frac{\partial}{\partial \gamma} G(z, \theta(z, \gamma), \gamma) = F(z, w(z)),$$

with the initial condition $w(0) = 1$. We have $F(z, 1) > 0$ and hence $w(z)$ is greater than 1 for all $z \in (0, h]$. Now, let \bar{y} a solution of the problem (6.1). We have that $\theta(h, \bar{y}(0)) = y_1$. By taking derivative with respect to y_1 on both sides of this expression we get

$$(6.6) \quad \frac{\partial \theta(h, \bar{y}(0))}{\partial \bar{y}(0)} \frac{\partial \bar{y}(0)}{\partial y_1} = 1.$$

The proof follows from the fact that $w(h) = \frac{\partial \theta(h, \bar{y}(0))}{\partial \bar{y}(0)} \geq 1$. \square

REFERENCES

- [1] N. ABATZOGLOU AND S. BOIVIN, *A review of biogas purification processes*, *Biofuels, Bioproducts and Biorefining*, 3 (2009), pp. 42–71.
- [2] R. P. AGARWAL AND D. O'REGAN, *An introduction to ordinary differential equations*, Springer Science & Business Media, 2008.
- [3] P. AMSTER, *Topological Methods in the Study of Boundary Value Problems*, Springer, 2014.
- [4] Z. BAI AND W. GE, *Existence of three positive solutions for some second-order boundary value problems*, *Computers & Mathematics with Applications*, 48 (2004), pp. 699–707.
- [5] O. BERNARD, *Hurdles and challenges for modelling and control of microalgae for co2 mitigation and biofuel production*, *Journal of Process Control*, 60 (2011), pp. 1378–1389.
- [6] J. CONDE, L. MORO, L. TRAVIESO, E. SANCHEZ, A. LEIVA, R. DUPEIRON, AND R. ESCOBEDO, *Biogas purification process using intensive microalgae cultures*, *Biotechnology letters*, 15 (1993), pp. 317–320.
- [7] A. CONVERTI, R. OLIVEIRA, B. TORRES, A. LODI, AND M. ZILLI, *Biogas production and valorization by means of a two-step biological process*, *Bioresource technology*, 100 (2009), pp. 5771–5776.
- [8] W. A. COPPEL, *Stability and asymptotic behavior of differential equations*, Heath, 1965.
- [9] B. DECOSTERE, N. JANSSENS, A. ALVARADO, T. MAERE, P. GOETHALS, S. W. VAN HULLE, AND I. NOPENS, *A combined respirometer–titrimeter for the determination of microalgae kinetics: Experimental data collection and modelling*, *Chemical engineering journal*, 222 (2013), pp. 85–93.
- [10] W. K. DODDS, *Freshwater ecology: concepts and environmental applications*, Elsevier, 2002.
- [11] H. S. HARNED AND R. DAVIS JR, *The ionization constant of carbonic acid in water and the solubility of carbon dioxide in water and aqueous salt solutions from 0 to 50*, *Journal of the American Chemical Society*, 65 (1943), pp. 2030–2037.
- [12] C.-H. HSIEH AND W.-T. WU, *A novel photobioreactor with transparent rectangular chambers for cultivation of microalgae*, *Biochemical Engineering Journal*, 46 (2009), pp. 300–305.
- [13] J. HUISMAN, H. C. MATTHIJS, P. M. VISSER, H. BALKE, C. A. SIGON, J. PASSARGE, F. J. WEISSING, AND L. R. MUR, *Principles of the light-limited chemostat: theory and ecological applications*, *Antonie van Leeuwenhoek*, 81 (2002), pp. 117–133.
- [14] G. A. IFRIM, M. TITICA, G. COGNE, L. BOILLEREAUX, J. LEGRAND, AND S. CARAMAN, *Dynamic ph model for autotrophic growth of microalgae in photobioreactor: A tool for monitoring and control purposes*, *AIChE Journal*, 60 (2014), pp. 585–599.
- [15] N. KANTARCI, F. BORAK, AND K. O. ULGEN, *Bubble column reactors*, *Process biochemistry*, 40 (2005), pp. 2263–2283.
- [16] C. G. KHOO, M. K. LAM, AND K. T. LEE, *Pilot-scale semi-continuous cultivation of microalgae *Chlorella vulgaris* in bubble column photobioreactor (bc-pbr): Hydrodynamics and gas-liquid mass transfer study*, *Algal research*, 15 (2016), pp. 65–76.
- [17] W. LEWIS AND W. WHITMAN, *Principles of gas absorption.*, *Industrial & Engineering Chemistry*, 16 (1924), pp. 1215–1220.
- [18] G. MANDENO, R. CRAGGS, C. TANNER, J. SUKIAS, AND J. WEBSTER-BROWN, *Potential biogas scrubbing using a high rate pond*, *Water Science and Technology*, 51 (2005), pp. 253–256.
- [19] J. MATA-ALVAREZ, S. MACE, AND P. LLABRES, *Anaerobic digestion of organic solid wastes. an overview of research achievements and perspectives*, *Bioresource technology*, 74 (2000), pp. 3–16.
- [20] L. MEIER, R. PÉREZ, L. AZÓCAR, M. RIVAS, AND D. JEISON, *Photosynthetic co2 uptake by microalgae: An attractive tool for biogas upgrading*, *Biomass and bioenergy*, 73 (2015), pp. 102–109.
- [21] R. W. MISSEN, C. A. MIMS, AND B. A. SAVILLE, *Introduction to chemical reaction engineering and kinetics*, J. Wiley., 1999.
- [22] R. MUÑOZ, L. MEIER, I. DIAZ, AND D. JEISON, *A review on the state-of-the-art of physical/chemical and biological technologies for biogas upgrading*, *Reviews in Environmental Science and Bio/Technology*, 14 (2015), pp. 727–759.
- [23] J. T. NOVAK AND D. E. BRUNE, *Inorganic carbon limited growth kinetics of some freshwater algae*, *Water research*, 19 (1985), pp. 215–225.
- [24] W. RUDIN, *Principles of Mathematical Analysis (International Series in Pure & Applied Mathematics)*, McGraw-Hill Publishing Co., 1976.
- [25] R. SANDER, *Compilation of henry's law constants (version 4.0) for water as solvent.*, *Atmospheric Chemistry & Physics*, 15 (2015).
- [26] M. L. SEREJO, E. POSADAS, M. A. BONCZ, S. BLANCO, P. GARCÍA-ENCINA, AND R. MUNOZ, *Influence of biogas flow rate on biomass composition during the optimization of biogas*

- upgrading in microalgal-bacterial processes*, Environmental science & technology, 49 (2015), pp. 3228–3236.
- [27] Y. SHAH, B. G. KELKAR, S. GODBOLE, AND W.-D. DECKWER, *Design parameters estimations for bubble column reactors*, AIChE Journal, 28 (1982), pp. 353–379.
- [28] L. F. SHAMPINE, J. KIERZENKA, AND M. W. REICHEL, *Solving boundary value problems for ordinary differential equations in matlab with bvp4c*, Tutorial notes, 2000 (2000), pp. 1–27.
- [29] H. L. SMITH, *Monotone dynamical systems: an introduction to the theory of competitive and cooperative systems*, no. 41, American Mathematical Soc., 2008.
- [30] H. L. SMITH AND H. R. THIEME, *Dynamical systems and population persistence*, vol. 118, American Mathematical Soc., 2011.
- [31] P. SPOLAORE, C. JOANNIS-CASSAN, E. DURAN, AND A. ISAMBERT, *Commercial applications of microalgae*, Journal of bioscience and bioengineering, 101 (2006), pp. 87–96.
- [32] A. TOLEDO-CERVANTES, C. MADRID-CHIRINOS, S. CANTERA, R. LEBRERO, AND R. MUÑOZ, *Influence of the gas-liquid flow configuration in the absorption column on photosynthetic biogas upgrading in algal-bacterial photobioreactors*, Bioresource technology, 225 (2017), pp. 336–342.
- [33] E. I. VOLCKE, S. VAN HULLE, T. DEKSISSA, U. ZAHER, AND P. VANROLLEGHEM, *Calculation of pH and concentration of equilibrium components during dynamic simulation by means of a charge balance*, tech. report, BIOMATH Tech. Report, Ghent University, Ghent, Belgium, 2005.
- [34] J. R. WELTY, C. E. WICKS, G. RORRER, AND R. E. WILSON, *Fundamentals of momentum, heat, and mass transfer*, John Wiley & Sons, 2009.
- [35] R. H. WIJFFELS AND M. J. BARBOSA, *An outlook on microalgal biofuels*, Science, 329 (2010), pp. 796–799.