



HAL
open science

The orientation of planes of dwarf galaxies in the quasi-linear Universe

Noam I. Libeskind, Edoardo Carlesi, Oliver Müller, Marcel S. Pawlowski,
Yehuda Hoffman, Daniel Pomarède, Helene M. Courtois, R. Tully, Stefan
Gottlöber, Matthias Steinmetz, et al.

► **To cite this version:**

Noam I. Libeskind, Edoardo Carlesi, Oliver Müller, Marcel S. Pawlowski, Yehuda Hoffman, et al..
The orientation of planes of dwarf galaxies in the quasi-linear Universe. *Monthly Notices of the Royal
Astronomical Society*, 2019, 490 (3), pp.3786-3792. 10.1093/mnras/stz2852 . hal-02431414

HAL Id: hal-02431414

<https://hal.science/hal-02431414v1>

Submitted on 16 Jun 2023

HAL is a multi-disciplinary open access archive for the deposit and dissemination of scientific research documents, whether they are published or not. The documents may come from teaching and research institutions in France or abroad, or from public or private research centers.

L'archive ouverte pluridisciplinaire **HAL**, est destinée au dépôt et à la diffusion de documents scientifiques de niveau recherche, publiés ou non, émanant des établissements d'enseignement et de recherche français ou étrangers, des laboratoires publics ou privés.

The orientation of planes of dwarf galaxies in the quasi-linear Universe

Noam I Libeskind,^{1,2★} Edoardo Carlesi,¹ Oliver Müller,³ Marcel S Pawlowski,^{1,4†}
Yehuda Hoffman,⁵ Daniel Pomarède,⁶ Helene M Courtois⁶,² R. Tully,⁷
Stefan Gottlöber,¹ Matthias Steinmetz,¹ Jenny Sorce^{1,8} and Alexander Knebe^{9,10,11}

¹Leibniz-Institut für Astrophysik Potsdam (AIP), An der Sternwarte 16, D-14482 Potsdam, Germany

²University of Lyon; UCB Lyon-1/CNRS/IN2P3; IPN Lyon, France

³Observatoire Astronomique de Strasbourg (ObAS), Université de Strasbourg – CNRS, UMR, F-7550 Strasbourg, France

⁴Department of Physics and Astronomy, University of California, Irvine, CA 92697, USA

⁵Racah Institute of Physics, Hebrew University, Jerusalem 91904, Israel

⁶Institut de Recherche sur les Lois Fondamentales de l'Univers, CEA Université. Paris-Saclay, F-91191 Gif-sur-Yvette, France

⁷Institute for Astronomy (IFA), University of Hawaii, 2680 Woodlawn Drive, HI 96822, USA

⁸Univ Lyon, Univ Lyon1, Ens de Lyon, CNRS, Centre de Recherche Astrophysique de Lyon UMR5574, F-69230, Saint-Genis-Laval, France

⁹Departamento de Física Teórica, Módulo 15, Facultad de Ciencias, Universidad Autónoma de Madrid, E-28049 Madrid, Spain

¹⁰Centro de Investigación Avanzada en Física Fundamental (CIAFF), Facultad de Ciencias, Universidad Autónoma de Madrid, F-28049 Madrid, Spain

¹¹International Centre for Radio Astronomy Research, University of Western Australia, 35 Stirling Highway, Crawley, Western Australia 6009, Australia

Accepted 2019 October 5. Received 2019 September 17; in original form 2019 July 11

ABSTRACT

To date at least 10 highly flattened planes of dwarf galaxies are claimed to have been discovered in the Local Universe. The origin of these planes of galaxies remains unknown. One suggestion is that they are related to the large-scale structure of the cosmic web. A recent study found that the normal of a number of these dwarf galaxy planes is very closely aligned with the eigenvector of the shear tensor corresponding to the direction of greatest collapse obtained by reconstructing the full velocity field in the linear regime. Here we extend that work by both considering an additional 5 planes beyond the five examined previously and examining the alignment with respect to the quasi-linear field, a more sophisticated reconstruction, which is a better approximation on smaller (quasi-linear) scales. Our analysis recovers the previous result while not finding a significantly tight alignment with the additional five planes. However, the additional five plane normals also do not appear to be randomly oriented. We conclude that this could be due either to the normals of the new planes being poorly defined and described; the quasi-linear field at those locations being poorly constrained; or different formation mechanisms for the orientation of planes of dwarf galaxies.

Key words: galaxies: formation – galaxies: haloes – cosmology: theory – dark matter – large-scale structure of Universe.

1 INTRODUCTION

A current debate rages at conferences and in the literature regarding the existence of coherently moving planes of satellite galaxies in the Local Universe. On the one hand, scions in the field assert that explaining the existence of such planes may be the most important open problem in galaxy formation (Springel, private communication¹). On the other hand, some researchers question

either the prevalence of such planes altogether (Phillips et al. 2015), their non-transient nature (Fernando et al. 2017, 2018), or their alleged existential threat to the current dark matter, dark energy cosmological paradigm, known as the lambda cold dark matter (Λ CDM) model (Cautun et al. 2015).

Debate notwithstanding, dwarf galaxy planes – some coherently moving, others identified only via the positions of dwarf galaxies – have been shown or are claimed to exist throughout the Local Universe, specifically: one plane around the Milky Way (Kunkel & Demers 1976; Lynden-Bell 1976, 1982; Kroupa, Theis & Boily 2005; Metz, Kroupa & Libeskind 2008; Metz, Kroupa & Jerjen

* E-mail: nlibeskind@aip.de

† Hubble Fellow.

¹This quote is attributed to V. Springel as he answered the question ‘What is the most outstanding problem in galaxy formation?’ at the 15th Potsdam Thinkshop *The Role of Feedback in Galaxy Formation* held in Potsdam from

Table 1. Properties of the 10 planar structures examined in this paper. From left to right we present the name of the planar structure (or the name of the galaxy around which it is found); the x , y , z directions, in supergalactic coordinates of the unit normal, \hat{n}_i , to the plane; the x , y , z positions in supergalactic coordinates of the centroids, SG_i , of each plane (in units of Mpc); the rms thickness Δ of the planar structure (in kpc); the ratio of the short to long axis, cla , of the identified planar structure; and the error on the published normal direction ($\sigma_{\hat{n}}$; N/P means that no error was published on this normal).

| Structure | \hat{n}_x | \hat{n}_y | \hat{n}_z | SG_x | SG_y | SG_z | Δ | cla | $\sigma_{\hat{n}}$ (°) | Ref. |
|--------------------|-------------|-------------|-------------|--------|--------|--------|----------------|--------------------|------------------------|------|
| MW | 0.532 | −0.306 | −0.789 | 0.000 | 0.000 | 0.000 | 19.9 ± 0.3 | 0.209 ± 0.002 | 0.43 | [1] |
| M31 _{P1} | −0.339 | −0.234 | 0.912 | 0.688 | −0.303 | 0.167 | 13.6 ± 0.2 | 0.107 ± 0.005 | 0.79 | [1] |
| M31 _{P2} | −0.108 | −0.411 | 0.905 | 0.688 | −0.303 | 0.167 | 11.5 | 0.15 | N/P | [2] |
| CenA _{P1} | −0.135 | −0.442 | 0.886 | −3.410 | 1.260 | −0.330 | 73 | 0.2109 ± 0.004 | 2 | [3] |
| CenA _{P2} | 0.079 | 0.323 | −0.943 | −3.410 | 1.260 | −0.330 | 46 | 0.184 ± 0.004 | 2 | [3] |
| M101 | 0.629 | −0.023 | −0.778 | 2.855 | 5.746 | 2.672 | 46 | 0.03 | 1.5 | [4] |
| M83 | −0.654 | −0.724 | 0.221 | −4.152 | 2.601 | 0.085 | 20.4 | 0.097 | N/P | [5] |
| LG _{P1} | 0.112 | −0.278 | −0.954 | 0.186 | −0.188 | −0.109 | 54.8 ± 1.8 | 0.077 ± 0.003 | 0.41 | [1] |
| LG _{P2} | −0.155 | −0.729 | −0.667 | 0.148 | −0.409 | 0.610 | 65.5 ± 3.1 | 0.110 ± 0.004 | 1.72 | [1] |
| GNP | 0.423 | −0.438 | −0.793 | −0.050 | 0.873 | −0.700 | 53.4 ± 1.5 | 0.098 ± 0.004 | 0.6 | [6] |

Note. References for these are [1] Pawlowski, Kroupa & Jerjen (2013), [2] Shaya & Tully (2013), [3] Tully et al. (2015), [4] Müller et al. (2017), [5] Müller, Rejkuba & Jerjen (2018), [6] Pawlowski & McGaugh (2014).

2009; Pawlowski & Kroupa 2013; Pawlowski et al. 2013), two around M31 (Conn et al. 2013; Ibata et al. 2013; Shaya & Tully 2013), two around Centaurus A (Tully et al. 2015; Müller et al. 2018; but see also Müller et al. 2016), one around M101 (Müller et al. 2017), and one around M83 (Müller et al. 2018). Pawlowski et al. (2013) took an alternative approach and found two vast planar structures by searching for preferential planar alignments among the positions of field dwarfs in the Local Group, naming these ‘Local Group plane 1 and 2’ (LG_{P1}, LG_{P2} for short). Using a similar approach, Pawlowski & McGaugh (2014) identified a large planar structure called ‘The Great Northern Plane’ (GNP, since it is in the northern galactic hemisphere), by associating NGC 3109 with the nearby dwarfs around the Milky Way. A summary of the properties of these planes is shown in Table 1. Note that some dwarf galaxies in the Local Group are associated with more than one of these structures, such that not all planes are parallel or strictly independent (some may be intersecting).

Ibata et al. (2014) attempted the first statistical investigation of the prevalence of corotating planes of satellite galaxies using pairs of diametrically opposed satellites in SDSS. They report a potentially high incidence of such structures (up to 60 per cent), but their results have since been questioned (Cautun et al. 2015; Phillips et al. 2015; but see Ibata et al. 2015 for a response.)

The origin of these planes is a matter of debate and remains an open question. Pawlowski (2018) presents a comprehensive review not only of all the properties of these planes, but also of the pros and cons of the three possible scenarios put forward to explain their origins: filamentary accretion, group accretion, and tidal dwarfs. The filamentary accretion hypothesis recently found some support as Libeskind et al. (2015) observed that four of these satellite planes (the two planes around M31 and Centaurus A) are directly aligned with, and thus likely related to, the local large-scale structure. Libeskind et al. (2015) used a Wiener filter reconstruction of the cosmic density field from the ComicFlows-2 survey (Tully et al. 2013) to compute the principal directions along which matter is compressed. Specifically, the claim was made that principal axes of the cosmic web as characterized by the tidal tensor are aligned with these planar structures, an alignment consistent with theoretical studies on the geometry of satellite accretion (Libeskind et al. 2014; Kang & Wang 2015). This hypothesis would suggest that the large-scale tidal field endows these satellite planes with their orientation and thus must play a causal role in their formation, thereby coupling small non-linear scales with larger linear and quasi-linear (QL) scales.

The work of Libeskind et al. (2015) is extended here in two different aspects. First, new dwarf galaxy planes have been discovered since Libeskind et al. (2015), namely around M101 and M83. We also add to our analysis the three large structures of dwarf galaxies in the Local Group (the LG_{P1}, LG_{P2}, and the GNP). Where Libeskind et al. (2015) examined the alignments of the planes with respect to the cosmic web defined by the linear Wiener filter reconstruction of the velocity shear tensor, here the local cosmic web is evaluated by means of the QL reconstruction of the density field in the Local Universe (Hoffman et al. 2018). Given that the QL reconstruction is a better approximation of the shear field on scales smaller than the linear Wiener filter, we expect to gain insight into the relationship between dwarf galaxy planes and QL scales.

2 METHODOLOGY

2.1 Observed dwarf planes

There is little doubt that planar structures composed of small dwarf galaxies have been observed throughout the Local Universe. However, it would be folly to assert that the cornucopia of locally observed dwarf galaxy planes represents a single astronomical class of object. This is because observations of each dwarf galaxy plane differ in important ways. For example, on the one hand, around the Milky Way we have proper motion measurements (Metz et al. 2008; Fritz et al. 2018) that indicate that the satellite galaxies corotate within the plane they define. For M31 and Centaurus A, no proper motions exist, yet subsamples of the dwarfs around those galaxies do show line-of-sight motion consistent with corotation (or a shear). A fair fraction of the Milky Way’s halo is obscured due to the galactic disc and the zone of avoidance – not a significant issue when imaging the surroundings of other galaxies. Despite the fact that the non-uniform sky coverage has led some to assert a bias in detecting dwarf galaxy planes, Pawlowski (2016) has demonstrated that this is a minor issue. Furthermore, due to magnitude limits at the faint end of the luminosity function, only the brighter dwarfs are observed around more distant galaxies like M101 and M83 than in the Local Group. Such dwarf galaxy surveys probe the dwarf galaxy population in the regime of the ‘classical’ dwarfs ($M_V < -10$ mag) due to the expensive, time-intensive observations needed to identify lower surface brightness objects (e.g. Crnojević et al. 2016; Müller et al. 2017). Typically, distances are estimated by resolving stellar populations and measuring the magnitude of stars at the tip

of the red giant branch (e.g. Jerjen & Rejkuba 2001; Karachentsev, Makarov & Kaisina 2013; Müller et al. 2018, 2019). However, such measurements are subject to 5–10 per cent errors, which at large distances renders plane estimates erroneous (unless, of course, the plane is viewed edge on such that errors scatter galaxies within an observed plane, as in M101 or Centaurus A; see fig. 7 in Müller et al. 2017). Lastly, planar structures may be composed of satellite galaxies or field dwarfs namely found on subvirial radius scales or on Mpc scales. For example, the planes found around the MW or M31_{p1} are composed of satellite galaxies, while others (such as GNP, LG_{p1}, and LG_{p2}) are explicitly defined as being composed of non-satellite dwarfs (although these do not exclude backsplash galaxies that were at one point within the virial radius of their host). Finally, some of the planes (such as the plane of M101 dwarfs, CenA_{p1} and CenA_{p2}) are composed of both dwarfs in and outside of their host’s virial radius (where the virial radius is roughly defined based on an assumed model; see e.g. fig. 7 in Anand, Rizzi & Tully 2018).

Therefore, it is with these words of caution that we examine here the 10 known structures published in the literature and presented in Table 1. For the purpose of this paper we maintain a neutral approach towards any controversy surrounding the quantification of each plane, referring the reader to the literature for specific definitions of the plane normal.

2.2 The quasi-linear reconstruction of the local density field

In this section we describe how the underlying density field of the local Universe is obtained. We note that this section is, broadly speaking, a review of the work of Hoffman et al. (2018) and we refer the reader to that paper for details on the reconstruction method, limitations, and application.

According to the theory of gravitational instability (Zel’dovich 1970), the growth of structure is accompanied by the acceleration of matter from underdense regions towards overdense regions. Before structure formation becomes non-linear, the density field and the velocity field it engenders are related by a simple convolution. Therefore, when confined to linear scales, observations of the peculiar velocity field can be used to infer the underlying density field, the source of the observed velocities. Such an approach, termed ‘constrained realizations’ has a long history in the literature starting with the seminal work of Bertschinger (1987) and extended by the Hoffman–Ribak algorithm (Hoffman & Ribak 1991). Noting that the peculiar velocity field is noisy and sparsely sampled, Zaroubi, Hoffman & Dekel (1999) introduced the Wiener filter method for producing reconstructions: a deconvolution of the velocity field in the presence of noise. Given that according to the Λ CDM cosmological model the universe is composed of Gaussian random fields, the Wiener filter is ideal since it results in a minimal variance estimate of the reconstructed field.

The Wiener filter results in a reconstructed field which depends on the underlying unconstrained (random) scales. Therefore, many constrained realizations can be constructed from one observed peculiar velocity field to which the Wiener filter has been applied. These constrained realizations can be used to construct constrained initial conditions for N -body simulations (see e.g. Carlesi et al. 2016; Sorce et al. 2016)

In practice, we start with the publicly available peculiar velocity catalogue known as CosmicFlows-2 (Tully et al. 2013). These are then grouped so that the virial motions of galaxies that are gravitationally bound together do not count as individual tracers of the peculiar velocity field. Instead a weighted mean based on the

distance modulus of each group member is computed, such that a single ‘mean’ peculiar velocity may be assumed for the group or cluster (Tully et al. 2013). After the Wiener filter and constrained realization algorithm described above is applied, constrained initial conditions for N -body simulations are produced.

In order to construct the QL maps of Hoffman et al. (2018), some 20 such constrained N -body simulations are run. Note that as shown in Hoffman et al. (2018) 20 constrained simulations are sufficient to obtain stable, converged results with respect to QL scales. These are periodic boxes of comoving side length $L_{\text{box}} = 500 \text{ Mpc } h^{-1}$, comoving softening of $25 \text{ kpc } h^{-1}$ and which follow the evolution of 512^3 particles using the publicly available GADGET-2 code (Springel 2005) assuming Planck-1 cosmological parameters (i.e. $\Omega_m = 0.31$, $\Omega_\Lambda = 0.69$, $H_0 = 67.7 \text{ km s}^{-1} \text{ Mpc}^{-1}$, $\sigma_8 = 0.83$).

A QL estimate of the velocity and density field is obtained by taking the arithmetic and geometric mean (respectively) of these 20 constrained simulations. The averaging process effectively smooths out any non-linearities resulting in a QL estimate. Note that this process does well in uncovering structures in the QL density field, and hence we focus on the tidal tensor (described below), the Hessian of the gravitational potential of the reconstructed density field. We note that in the linear regime, the tidal tensor converges with the velocity shear tensor (namely, in the linear regime the velocity shear is directly engendered by the tidal field). Hoffman et al. (2018) showed that the QL velocity field is very close to the linearly reconstructed velocity field on large scales – they differ on small scales due to non-linearities. Therefore, we opt to focus on the QL tidal tensor rather than the velocity shear tensor.

2.3 Tidal tensor

The tidal tensor, inspired by Zel’dovich (1970) and applied to N -body simulations by Hahn et al. (2007), is based on the Hessian of the gravitational potential (ϕ), and is defined as

$$T_{\alpha\beta} = \frac{\partial^2 \phi}{\partial x_\alpha \partial x_\beta} \quad (1)$$

where the gravitational potential is normalized by $4\pi G \bar{\rho}$ (where G is Newton’s gravitational constant, $\bar{\rho}$ is the mean density of the universe, and δ is the matter overdensity) such that the potential satisfies the Poisson equation $\nabla^2 \phi = \delta$ in comoving coordinates (note that since we are dealing with local planes the expansion factor, $a = 1$, is effectively omitted).

In order to compute the principal direction of the cosmic web, namely the eigenvectors of the tidal tensor, in the QL regime, we begin by constructing a 512^3 cloud-in-cell (CIC) mesh of each of the 20 $z = 0$ simulation snapshots. Given the box size, this results in a grid cell size of $\approx 1 \text{ Mpc } h^{-1}$. This sets the formal scale of the tidal tensor’s resolution. A further Gaussian smoothing with kernel size equivalent to two cells is done (by a fast Fourier transformation in k -space) in order to eliminate any preferential directions spuriously introduced by the imposition of the (Cartesian) CIC grid. This results in an effective resolution of $\approx 2 \text{ Mpc } h^{-1}$. These 20 density fields are then (geometrically) averaged. The geometric mean, as opposed to the arithmetic mean, is taken because the density field has a lognormal distribution. The tidal tensor (equation 1) is then computed from the averaged density field and diagonalized at the location of each cell. Because of the degeneracy of the orthonormal eigenvectors with respect to direction mentioned above, the ‘eigenframe’ defined by the diagonalized tidal tensor constitutes a single octant of three-dimensional Cartesian space.

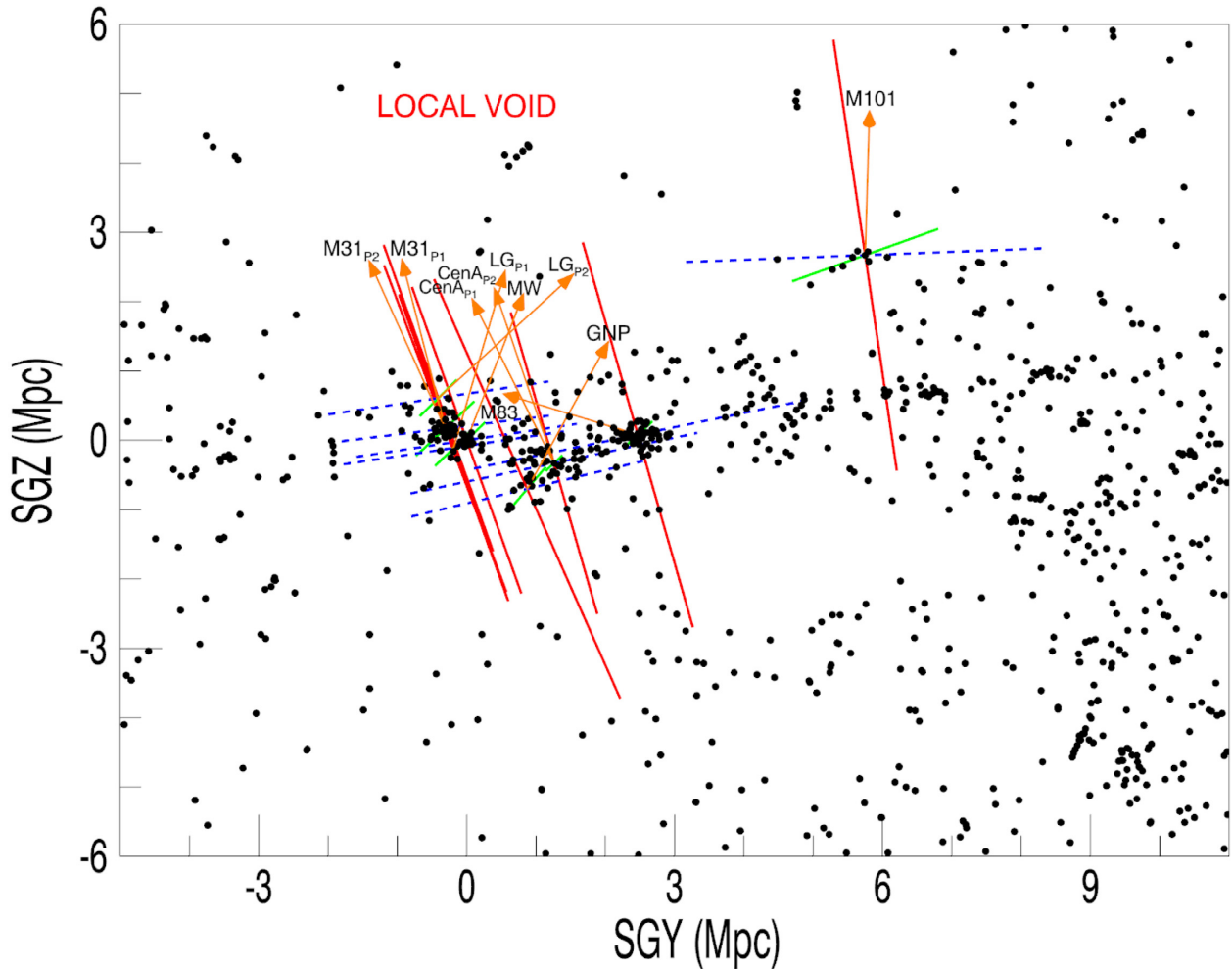


Figure 1. A map of the Local Universe in supergalactic coordinates, considered in this work. The normal of each plane is denoted by the orange arrows and its eigenframe (\mathbf{e}_1 , \mathbf{e}_2 , and \mathbf{e}_3), measured at each plane’s putative centre, is shown by the red, green, and blue lines. Solid lines denote positive eigenvalues (associated with compression) while dashed lines reference negative eigenvalues, (associated with dilatation). Black dots are Local Universe galaxies from the Kourkchi & Tully (2017) catalogue. Plane names are added as black labels along with the Local Void. This figure is accompanied by an interactive graphic.

The normals to the 10 planar structures identified in the Local Universe are then compared to the eigenvectors of the tidal tensor computed at the location of their centroids (see discussion at the end of Section 3.1).

3 RESULTS

3.1 Plane alignments with the eigenframe

We begin the presentation of our results with a cosmographic map, Fig. 1, of the Local Universe in supergalactic coordinates. The normal to each plane is shown as well as the directions of the three eigenvectors. Fig. 1 shows the general tendency of these satellite plane normals to point towards the local void (Tully & Fisher 1987; Tully et al. 2019) or \mathbf{e}_1 , the axis along which material is being compressed fastest. We now quantify these orientations.

In Fig. 2, we show the location of the 10 normals with respect to the QL reconstructed tidal eigenframes at their respective centroid positions (black symbols). That the two planes around M31 (M31_{P1} and M31_{P2}) and the two planes around Centaurus A (CenA_{P1} and CenA_{P2}) are located close to \mathbf{e}_1 was first noted by Libeskind et al. (2015), as was the ~ 40 deg offset of the Milky Way’s plane of

satellites. These alignments are confirmed here by the QL tidal field. The additional five planes considered in this work (M101, M83, LG_{P1}, LG_{P2}, and GNP) do not lie as close to \mathbf{e}_1 as the others, although the plane around M101 lies slightly closer than the plane around the Milky Way. The angle between the plane normal and the QL eigenvectors (as well as the error computed in Section 3.2) is shown in Table 2.

With the exception of LG_{P2}, the additional planes considered have $\cos \theta > 0.5$ or are within 60 deg of \mathbf{e}_1 . Combined with the other five planes around the Milky Way, M31, and Centaurus A, we therefore find just 1 out of 10 plane normals to be inclined by more than 60 deg, the outlier being LG_{P2}. Similar, but slightly weaker, statements can be made regarding the avoidance of \mathbf{e}_2 and \mathbf{e}_3 (with 7/10 and 8/10 plane normals in the $\cos \theta < 0.5$ region, respectively). The reader will note that the hypothesis that the normals are randomly oriented with respect to the tidal eigenframe would predict a uniform distribution in $\cos \theta$ with roughly half the planes having angles greater or less than 60 deg. We investigate the probability of such a set up being random below.

In the bottom panel of Fig. 3 we show the (cumulative) number of planes (N_{planes}) whose normal is inclined by more than some $\cos \theta$ with respect to the eigenvectors \mathbf{e}_1 , \mathbf{e}_2 , or \mathbf{e}_3 (in blue, red, and black,

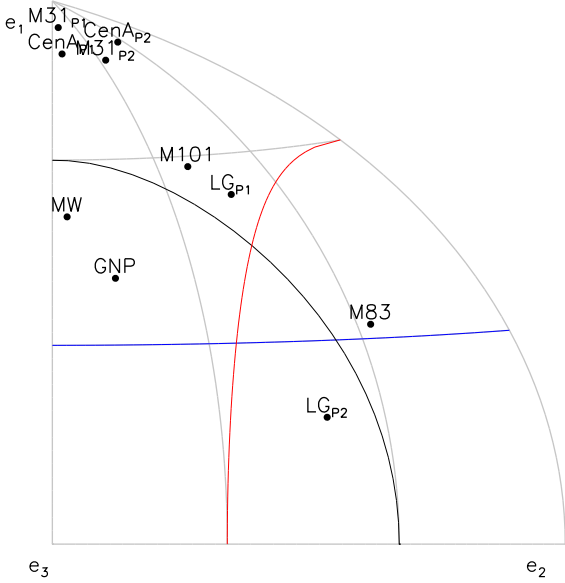


Figure 2. The location of the normals of the 10 structures considered here with respect to the orthonormal eigenvectors of the tidal tensor computed at the location of each plane’s centroid. Since the three orthonormal eigenvectors have an arbitrary direction, they constitute an octant of Cartesian space. The normals of the structures considered here are shown on this octant in order to clarify the orientation of the planes with respect to the shear eigenvectors. In blue, red, and black we show regions 60 degrees away from \mathbf{e}_1 , \mathbf{e}_2 , and \mathbf{e}_3 , respectively. A random distribution of points on such an octant would have the same number of points within and beyond 60 deg.

Table 2. The alignment (expressed as the cosine of the angle subtended) between each plane normal and each of the three orthonormal eigenvectors of the tidal tensor of the reconstructed quasi-linear field at the location of the plane centroid. The errors are computed as the standard deviation of the eigenvectors at the same location for the 20 constrained simulations that are used in the quasi-linear reconstruction.

| Structure | $\hat{n} \cdot \mathbf{e}_1$ | $\hat{n} \cdot \mathbf{e}_2$ | $\hat{n} \cdot \mathbf{e}_3$ |
|--------------------|------------------------------|------------------------------|------------------------------|
| MW | 0.771 ± 0.097 | 0.040 ± 0.079 | 0.635 ± 0.009 |
| M31 _{P1} | 0.996 ± 0.097 | 0.013 ± 0.079 | 0.095 ± 0.009 |
| M31 _{P2} | 0.977 ± 0.097 | 0.118 ± 0.079 | 0.176 ± 0.009 |
| CenA _{P1} | 0.982 ± 0.080 | 0.022 ± 0.079 | 0.184 ± 0.014 |
| CenA _{P2} | 0.987 ± 0.080 | 0.131 ± 0.079 | 0.091 ± 0.014 |
| M101 | 0.850 ± 0.094 | 0.330 ± 0.090 | 0.410 ± 0.006 |
| M83 | 0.531 ± 0.082 | 0.753 ± 0.089 | 0.388 ± 0.015 |
| LGP ₁ | 0.802 ± 0.097 | 0.432 ± 0.079 | 0.413 ± 0.009 |
| LGP ₂ | 0.319 ± 0.097 | 0.719 ± 0.079 | 0.618 ± 0.009 |
| GNP | 0.649 ± 0.112 | 0.175 ± 0.093 | 0.741 ± 0.009 |

respectively). The propensity for plane normals to align with \mathbf{e}_1 is seen quite clearly. For example, 7 out of 10 planes are within $\cos \theta \approx 0.75$ (≈ 40 deg) of \mathbf{e}_1 , while none are within this angle of \mathbf{e}_2 or \mathbf{e}_3 . In grey we show the error obtained (see below, Section 3.1).

The probability of finding such angular distributions of normals is computed by randomly drawing 10 numbers, many (say 1 000 000) times, uniformly distributed between 0 and 1 and asking what fraction follow the cumulative distributions, namely have at least $N_{\text{planes}}(< \cos \theta)$. This is shown in the top panel of Fig. 3. The fact that the most aligned four planes have a probability of occurring randomly of roughly 1:100 000 can be clearly seen. Since the next best aligned plane, that of M101, is tilted away from \mathbf{e}_1 by roughly 30 deg, this is enough to significantly increase the probability of

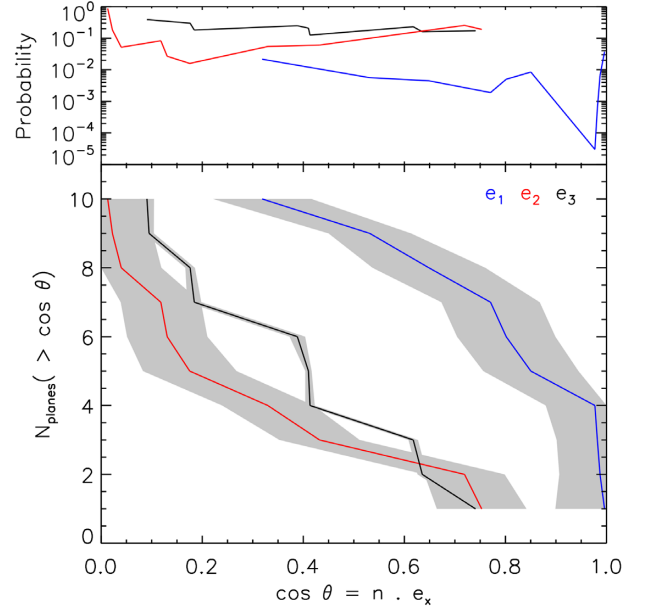


Figure 3. Bottom: the cumulative distribution function of the angle made between each plane normal and the three eigenvectors of the tidal tensor (\mathbf{e}_1 , \mathbf{e}_2 , and \mathbf{e}_3 in blue, red, and black, respectively). The shaded grey region represents the standard deviation in the direction of the eigenvectors of the 20 individual constrained simulations that are used to construct the QL reconstruction. Top: the probability of randomly drawing $N_{\text{planes}}(> \cos \theta)$ (out of a sample of 10) from a uniform distribution.

a random draw to around 1:100. The orientations of the remaining planes with respect to \mathbf{e}_1 are expected to occur randomly around the 1:100 to 1:1000 range, while the full set of 10 has a probability of occurring randomly of a few per cent. This is to be contrasted with the orientations with respect to \mathbf{e}_2 and \mathbf{e}_3 , which are more or less consistent with random draws, only occasionally falling to the percent level. However, we caution that the planes tested and described in this work are not strictly (statistically) independent entities. Namely, the existence of M31_{P2} is constructed entirely out of the dwarfs around M31 but excluded from M31_{P1}. Similarly the existence of LG_{P1} and LG_{P2} is not independent of the dwarf galaxies they contain. Therefore, the statistical measure provided here should be taken as a rough estimate for this probability.

In the paragraph above (and in the top panel of Fig. 3), each eigenvector is treated independently and we ask: *How likely is a given distribution of normals with respect to a given eigenvector, \mathbf{e}_1 , \mathbf{e}_2 , or \mathbf{e}_3 ?* We could equally ask the stricter conditional question: *How likely is a given distribution of normals with respect to all three eigenvectors, \mathbf{e}_1 , \mathbf{e}_2 , and \mathbf{e}_3 , simultaneously?* In this case the chance of finding a set of random numbers distributed in a way consistent with the plane normals is around 0.0006 per cent.

A note on the non alignment of the plane normals with the eigenframe is in order at this time. The centroids of the planes of dwarf galaxies considered here are located within a relatively small volume of the Local Universe, with the most distant plane (M101) being ~ 7 Mpc away (most of the centroids of the planes examined here are located ~ 1 Mpc away). Throughout this volume, the direction of the QL eigenframe is stable; the eigenvectors at the position of each centroid are roughly parallel. Specifically, the mean angle between each pair of \mathbf{e}_1 , \mathbf{e}_2 , and \mathbf{e}_3 vectors is 6.5° , 8.8° , and 6.7° , respectively. The normals of the planes on the other hand are by no means correlated or parallel: The mean angle subtended by each

pair of plane normals is 41.9° . This indicates that the ‘blame’ for the non-existence of a tight correlation between all plane normals and the QL eigenframe lies with the plane normals, not the QL eigenframe.

3.2 Error estimate

In the Λ CDM paradigm the overdensity field (and thus the generated velocity field) is described by a Gaussian random field (Bardeen et al. 1986). The value of the density and velocity field at each given point is thus a random Gaussian variable with a mean of zero. The QL reconstruction of the density field is a geometric mean of the the constrained simulations: the geometric (and not arithmetic) mean is taken because the density field has a lognormal distribution. The QL tidal field and its eigenvectors, computed from the average field, are thus not expected to be equivalent to the average of the eigenvectors computed for each constrained simulation. However, the variance of these gives us a feeling for how well constrained the direction of the QL eigenvectors is.

An error can thus be computed by examining the standard deviation of the tidal tensor eigenvectors’ direction at each of the 10 locations considered. The alignment angle between the plane normal and the QL eigenvectors, as well as the error computed in this way, is shown in Table. 2. The errors are of the order of 0.1 in the cosine for \mathbf{e}_1 . The error is around an order of magnitude less for the direction of \mathbf{e}_3 , making this the most stable direction; as has been noted before, the filamentary direction towards Virgo along which \mathbf{e}_3 points is one of the most stable aspects of local reconstructions based on velocities (e.g. Carlesi et al. 2016). The errors are large enough that on the one hand, if we are generous, 8 out of 10 planes could be inclined by less than $\approx 40^\circ$ deg with respect to \mathbf{e}_1 . On the other hand, if we are pessimistic in the extreme, it means that no plane normal is closer than $\approx 25^\circ$ deg to \mathbf{e}_1 .

We note that our error estimate establishes \mathbf{e}_3 as the most well-constrained eigenvector. In fact, this is consistent with our previous work, which shows that the filamentary direction towards Virgo is the most robust feature of the local cosmography (Carlesi et al. 2016).

4 CONCLUSIONS AND DISCUSSION

The origin of planes of dwarf galaxies remains an open, controversial problem in cosmology. Such planes, observed in the Local Universe, are effectively defined by having a small short-to-long axial ratio, typically around 0.1. To date, no single theory dominates the debate, properly explaining all of the data. One of the reasons for this is that the planes that have been observed do not share identical characteristics. The numbers and luminosity of the dwarfs defining them vary, as do the observational biases and the availability of either proper motions or accurate distances. It is thus unclear from the outset that the planes represent a single class of astronomical object – this remains to be seen and is beyond the scope of this work. On the other hand, their existence remains firmly established.

As such, regardless of the details of how they are defined, their formation remains an open question. Pawlowski (2018) provides an extensive summary of the different ideas put forward as well as an assessment of the successes and failures of the proposed theories. One such idea is that the satellites are beamed along filamentary structures of the cosmic web (see e.g. Tormen 1997; Knebe et al. 2004; Libeskind et al. 2011; Lovell et al. 2011; Shao et al. 2018, among others. Note that Pawlowski et al. 2012 dispute this hypothesis on the basis that cosmic filaments are

generally thicker than the scales under consideration; however such a hypothesis could work for the planes around Centaurus A, which are considerably thicker than e.g. that around the MW). Indeed, Libeskind et al. (2015) found evidence that the cosmic web may be at least partly responsible given that the normals of four dwarf galaxy planes are aligned with the axis of greatest compression of the velocity field as defined by the tidal tensor, \mathbf{e}_1 . However, some preferential alignment with the cosmic web might also be expected for the two most popular alternative formation scenarios. Both the direction of infall of groups of dwarf galaxies and the orbital orientation of major galaxy interactions that can result in the formation of tidal dwarf galaxies can be expected to be oriented along the cosmic web. As such, it will be crucial to study the expected alignments for these proposed formation scenarios of dwarf galaxy planes in more detail.

In this paper we have extended the work of Libeskind et al. (2015) in two important ways: We considered a more sophisticated measure of the cosmic web, known as the QL reconstruction (Hoffman et al. 2018), and we examined the location of an additional five planes published in the literature. The alignments between plane normals and the tidal tensor’s eigenvectors first published by Libeskind et al. (2015) are recovered here. The additional five normals – those belonging to the planes around M83, M101, two non-satellite Local Group planes, and the Great Northern plane – are not as well aligned with \mathbf{e}_1 as the four planes around Centaurus A and M31.

However, the fact that all the plane normals avoid the \mathbf{e}_2 or \mathbf{e}_3 axes by $\gtrsim 45^\circ$ deg suggests that even the new, less correlated planes are unlikely to be completely uninfluenced by the eigenvectors of the tidal tensor. Any model of the formation of the planes should be able to account for this observation. Never the less, assuming that their planarity is a real feature, we suggest three reasons for the lack of a tight alignment with the tidal tensor’s eigenvalues:

(1) The planes in question may be incomplete. Given that some of the new planes considered here, e.g. around M101, have significantly fewer dwarf galaxies than e.g. the plane of dwarfs surrounding the Milky Way, the estimation of their normal direction may be uncertain. Furthermore the distances considered here are typically determined by resolving stars at the tip of the red giant branch. Such an estimate has an error of 5–10 per cent, which at large distances (e.g. M101 is located at ≈ 7 Mpc) can translate into half a megaparsec or more. In this scenario, as telescopic sensitivity improves, distance errors are reduced, and deeper observations become available, our census of the regions in question will improve and change the direction of the estimated normal.

(2) The QL tidal tensor eigenvectors may be incorrect. The QL density field, and its derived properties such as the tidal tensor, is based on constrained simulations and realizations of observations of the peculiar velocity of around 8000 tracers from the CosmicFlows-2 survey (Tully et al. 2013). As mentioned above, the constraints can have distance errors at the 5–10 per cent level, thereby tarnishing the QL field with inaccuracy. Accordingly, as the CosmicFlows survey increases its scope and accuracy, the QL field constructed from it may change. On the other hand, there are (obviously) a finite number of galaxies in the Local Universe and it is unclear by how much the QL eigenvectors can change as the prospect of discovering new galaxies in the nearby Universe wanes.

(3) The planes in question may have different origins and thus correlate with different scales of the tidal field. As mentioned at the end of Section 3.1, the nature of the QL reconstruction is that the eigenframe changes smoothly throughout the local volume. Yet the directionality of the planes changes more erratically. Accordingly,

the planes that do not align with the tidal tensor may have been formed via completely divergent processes. Among them tidal galaxies, group accretion, or an as yet unknown mechanism may be responsible. Such an explanation would be favoured if it was eventually affirmed that these planes are completely different objects. Such an explanation would be disfavoured if future observations showed that local galaxy planes are all similar objects with similar characteristics and formation mechanisms. In this case, uncorrelated alignments with the eigenvectors of the tidal tensor would disfavour the hypothesis that such planes are primarily formed by accretion along the principal axes of the cosmic web. Namely, it may be a coincidence that 4/10 of the planes considered here are so well aligned with \mathbf{e}_1 .

A fourth, much simpler solution for the misalignment of at least some proposed planes of dwarf galaxies in the literature is given by the possibility that they are false positives. Future deep surveys will test this by sampling more dwarf galaxies, hence giving better insights into the three-dimensional distribution of the dwarf galaxies.

ACKNOWLEDGEMENTS

NIL is indebted to RYP for inspiring enlightenment. NIL also acknowledges financial support of the Project IDEXLYON at the University of Lyon under the Investments for the Future Program (ANR-16-IDEX-0005). OM thanks the Swiss National Foundation for financial support and the hospitality of the people at AIP during his stay. MSP acknowledges that support for this work was provided by NASA through Hubble Fellowship grant #HST-HF2-51379.001-A. YH has been partially supported by the Israel Science Foundation (1358/18). HC acknowledges support from the Lyon Institute of Origins under grant ANR-10-LABX-66. JS acknowledges support from the ‘Oréal-UNESCO Pour les femmes et la Science’ and the ‘Centre National d’études spatiales (CNES)’ postdoctoral fellowship programs. AK is supported by the (0:named-content 0:content-type="word-wrap") (0:funding-source)Ministerio de Economía y Competitividad (0:funding-source) (0:named-content) and the Fondo Europeo de Desarrollo Regional (MINECO/FEDER, UE) in Spain through grant AYA2015-63810-P and the Spanish Red Consolider MultiDark FPA2017-90566-REDC. AK further thanks Cool Hawaii for the island mellow series.

REFERENCES

Anand G. S., Rizzi L., Tully R. B., 2018, *AJ*, 156, 105
 Bardeen J. M., Bond J. R., Kaiser N., Szalay A. S., 1986, *ApJ*, 304, 15
 Bertschinger E., 1987, *ApJ*, 323, L103
 Carlesi E. et al., 2016, *MNRAS*, 458, 900
 Cautun M., Bose S., Frenk C. S., Guo Q., Han J., Hellwing W. A., Sawala T., Wang W., 2015, *MNRAS*, 452, 3838
 Cautun M., Wang W., Frenk C. S., Sawala T., 2015, *MNRAS*, 449, 2576
 Conn A. R. et al., 2013, *ApJ*, 766, 120
 Crnojević D. et al., 2016, *ApJ*, 823, 19
 Fernando N., Arias V., Guglielmo M., Lewis G. F., Ibata R. A., Power C., 2017, *MNRAS*, 465, 641
 Fernando N., Arias V., Lewis G. F., Ibata R. A., Power C., 2018, *MNRAS*, 473, 2212
 Fritz T. K., Battaglia G., Pawlowski M. S., Kallivayalil N., van der Marel R., Sohn T. S., Brook C., Besla G., 2018, *A&A*, 619, 103

Hahn O., Porciani C., Carollo C. M., Dekel A., 2007, *MNRAS*, 375, 489
 Hoffman Y., Ribak E., 1991, *ApJ*, 380, L5
 Hoffman Y. et al., 2018, *Nat. Astron.*, 2, 680
 Ibata R. A. et al., 2013, *Nature*, 493, 62
 Ibata N. G., Ibata R. A., Famaey B., Lewis G. F., 2014, *Nature*, 511, 563
 Ibata R. A., Famaey B., Lewis G. F., Ibata N. G., Martin N., 2015, *ApJ*, 805, 67
 Jerjen H., Rejkuba M., 2001, *A&A*, 371, 487
 Kang X., Wang P., 2015, *ApJ*, 813, 6
 Karachentsev I. D., Makarov D. I., Kaisina E. I., 2013, *AJ*, 145, 101
 Knebe A., Gill S. P. D., Gibson B. K., Lewis G. F., Ibata R. A., Dopita M. A., 2004, *ApJ*, 603, 7
 Kourkchi E., Tully R. B., 2017, *ApJ*, 843, 16
 Kroupa P., Theis C., Boily C. M., 2005, *A&A*, 431, 517
 Kunkel W. E., Demers S., 1976, in Dickens R. J., Perry J. E., Smith F. G., King I. R., eds, *The Galaxy and the Local Group* Vol. 182 of Royal Greenwich Observatory Bulletin, The Magellanic Plane, Tercentary Symposium held at Herstmonceux Castle 22-25 July 1975, Royal Greenwich Observatory. p. 241
 Libeskind N. I., Knebe A., Hoffman Y., Gottlöber S., Yepes G., Steinmetz M., 2011, *MNRAS*, 411, 1525
 Libeskind N. I., Knebe A., Hoffman Y., Gottlöber S., 2014, *MNRAS*, 443, 1274
 Libeskind N. I., Hoffman Y., Tully R. B., Courtois H. M., Pomarède D., Gottlöber S., Steinmetz M., 2015, *MNRAS*, 452, 1052
 Lovell M. R., Eke V. R., Frenk C. S., Jenkins A., 2011, *MNRAS*, 413, 3013
 Lynden-Bell D., 1976, *MNRAS*, 174, 695
 Lynden-Bell D., 1982, *The Observatory*, 102, 202
 Metz M., Kroupa P., Libeskind N. I., 2008, *ApJ*, 680, 287
 Metz M., Kroupa P., Jerjen H., 2009, *MNRAS*, 394, 2223
 Müller O., Jerjen H., Pawlowski M. S., Binggeli B., 2016, *A&A*, 595, A119
 Müller O., Scalera R., Binggeli B., Jerjen H., 2017, *A&A*, 602, A119
 Müller O., Pawlowski M. S., Jerjen H., Lelli F., 2018, *Science*, 359, 534
 Müller O., Rejkuba M., Jerjen H., 2018, *A&A*, 615, A96
 Müller O., Rejkuba M., Pawlowski M. S., Ibata R., Lelli F., Hilker M., Jerjen H., 2019, *A&A*, 629, A18
 Pawlowski M. S., 2016, *MNRAS*, 456, 448
 Pawlowski M. S., 2018, *Mod. Phys. Lett. A*, 33, 1830004
 Pawlowski M. S., Kroupa P., 2013, *MNRAS*, 435, 2116
 Pawlowski M. S., McGaugh S. S., 2014, *MNRAS*, 440, 908
 Pawlowski M. S., Kroupa P., Angus G., de Boer K. S., Famaey B., Hensler G., 2012, *MNRAS*, 424, 80
 Pawlowski M. S., Kroupa P., Jerjen H., 2013, *MNRAS*, 435, 1928
 Phillips J. I., Cooper M. C., Bullock J. S., Boylan-Kolchin M., 2015, *MNRAS*, 453, 3839
 Shao S., Cautun M., Frenk C. S., Grand R. J. J., Gómez F. A., Marinacci F., Simpson C. M., 2018, *MNRAS*, 476, 1796
 Shaya E. J., Tully R. B., 2013, *MNRAS*, 436, 2096
 Sorce J. G. et al., 2016, *MNRAS*, 455, 2078
 Springel V., 2005, *MNRAS*, 364, 1105
 Tormen G., 1997, *MNRAS*, 290, 411
 Tully R. B., Fisher J. R., 1987, *Atlas of Nearby Galaxies*, Cambridge University Press.
 Tully R. B. et al., 2013, *AJ*, 146, 86
 Tully R. B., Libeskind N. I., Karachentsev I. D., Karachentseva V. E., Rizzi L., Shaya E. J., 2015, *ApJ*, 802, L25
 Tully R. B., Pomarède D., Graziani R., Courtois H. M., Hoffman Y., Shaya E. J., 2019, *ApJ*, 880, 24
 Zaroubi S., Hoffman Y., Dekel A., 1999, *ApJ*, 520, 413
 Zel’dovich Y. B., 1970, *A&A*, 5, 84

This paper has been typeset from a $\text{\TeX}/\text{\LaTeX}$ file prepared by the author.