



HAL
open science

Multiplexing Gain Region of Sectorized Cellular Networks with Mixed Delay Constraints

Homa Nikbakht, Michèle Wigger, Shlomo Shamai

► **To cite this version:**

Homa Nikbakht, Michèle Wigger, Shlomo Shamai. Multiplexing Gain Region of Sectorized Cellular Networks with Mixed Delay Constraints. 2019 IEEE 20th International Workshop on Signal Processing Advances in Wireless Communications (SPAWC), Jul 2019, Cannes, France. pp.1-5, 10.1109/SPAWC.2019.8815417 . hal-02422872

HAL Id: hal-02422872

<https://hal.science/hal-02422872v1>

Submitted on 23 Dec 2019

HAL is a multi-disciplinary open access archive for the deposit and dissemination of scientific research documents, whether they are published or not. The documents may come from teaching and research institutions in France or abroad, or from public or private research centers.

L'archive ouverte pluridisciplinaire **HAL**, est destinée au dépôt et à la diffusion de documents scientifiques de niveau recherche, publiés ou non, émanant des établissements d'enseignement et de recherche français ou étrangers, des laboratoires publics ou privés.

Multiplexing Gain Region of Sectorized Cellular Networks with Mixed Delay Constraints

Homa Nikbakht, Michèle Wigger, Shlomo Shamai

► **To cite this version:**

Homa Nikbakht, Michèle Wigger, Shlomo Shamai. Multiplexing Gain Region of Sectorized Cellular Networks with Mixed Delay Constraints. 2019 IEEE 20th International Workshop on Signal Processing Advances in Wireless Communications (SPAWC), Jul 2019, Cannes, France. pp.1-5, 10.1109/SPAWC.2019.8815417 . hal-02422872

HAL Id: hal-02422872

<https://hal.archives-ouvertes.fr/hal-02422872>

Submitted on 23 Dec 2019

HAL is a multi-disciplinary open access archive for the deposit and dissemination of scientific research documents, whether they are published or not. The documents may come from teaching and research institutions in France or abroad, or from public or private research centers.

L'archive ouverte pluridisciplinaire **HAL**, est destinée au dépôt et à la diffusion de documents scientifiques de niveau recherche, publiés ou non, émanant des établissements d'enseignement et de recherche français ou étrangers, des laboratoires publics ou privés.

Multiplexing Gain Region of Sectorized Cellular Networks with Mixed Delay Constraints

Homa Nikbakht and Michèle Wigger
LTCI, Télécom ParisTech
{homa.nikbakht, michele.wigger}@telecom-paristech.fr

Shlomo Shamai (Shitz)
Technion
sshlomo@ee.technion.ac.il

Abstract—The sectorized hexagonal model with mixed delay constraints is considered when both neighbouring mobile users and base stations can cooperate over rate-limited links. Each message is a combination of independent “fast” and “slow” bits, where the former are subject to a stringent delay constraint and cannot profit from cooperation. Inner and outer bounds on the multiplexing gain region are derived. The obtained results show that for small cooperation prelogs or moderate “fast” multiplexing gains, the overall performance (sum multiplexing gain) is hardly decreased by the stringent delay constraints on the “fast” bits. For large cooperation prelogs and large “fast” multiplexing gains, increasing the “fast” multiplexing gain by Δ comes at the expense of decreasing the sum multiplexing gain by 3Δ .

I. INTRODUCTION

Heterogenous traffics bring various challenges for modern communication systems. In this paper, we consider traffics with heterogeneous latency requirements. Specifically, we consider a scenario where communication for delay-tolerant applications can exploit cooperation between terminals, but communication for delay-sensitive applications cannot. Previous works on wireless systems with mixed delay constraints include [1]–[8]. In particular, [1] proposes a broadcasting approach over a single-antenna fading channel to communicate a stream of “fast” messages, which have to be sent over a single coherence block, and a stream of “slow” messages, which can be sent over multiple blocks. On the other hand, [2] time-shares “fast” and “slow” messages over different frames, where the stringent delay constraint prevents employing sophisticated power and rate allocation strategies on the transmission of “fast” messages. A scheduling algorithm that prioritizes “fast” messages over “slow” messages is proposed in [3]. Mixed delay constraints in the context of cloud radio access networks (C-RAN) where “fast” messages need to be decoded directly at the base stations are studied in [4].

In [5], [6] the multiplexing gain and capacity regions of Wyner’s soft-handoff network [10]–[12] under mixed delay constraints are studied. The works [5], [6] show that when only the transmitters or only the receivers can cooperate, and when the rate of “fast” messages is only moderate, then the sum-rate is not decreased compared to a scenario where only “slow” messages are transmitted. In contrast, when “fast” messages are of high rates, 1 bit of “fast” messages comes at the expense of 2 bits of “slow” messages. The situation is different, when both the transmitters *and* the receivers

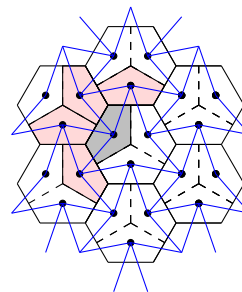


Fig. 1: Illustration of the sectorized hexagonal network. Small circles indicate mobile users, black solid lines depict the cell borders, dashed black lines the sector borders, and solid blue lines indicate that the communication in two given sectors interfere.

can cooperate and cooperation rates are sufficiently large. Then, through sophisticated coding schemes the maximum *sum* multiplexing gain is achievable at any delay-sensitive rate. In such a scenario, the stringent delay constraints thus do not harm the system’s overall performance (sum multiplexing gain).

A similar conclusion was obtained in [6] for the sectorized hexagonal model [13]–[15] under mixed delay constraints when both the mobile users and the base stations can cooperate. More precisely, [6] proposed a lower bound on the multiplexing gain region when the capacity of the cooperation links is unconstrained. The maximum sum multiplexing gain of this lower bound can even be achieved.

In this paper, we extend the result in [6] to the practically more relevant setup where the cooperation links between mobile users and between basestations are rate-constrained. We also prove a converse bound on the multiplexing gain region of the sectorized hexagonal model with mixed delay constraints and rate-constrained cooperation links. For small cooperation rates the sum multiplexing gain does not decrease even for large delay-sensitive rates. The stringent delay constraint thus again does not degrade the system’s overall performance.

II. PROBLEM SETUP

Consider the uplink communication of a cellular network with K cells, where each cell consists of three sectors. For simplicity, and because the focus is on the multiplexing gain, we assume a single mobile user in each sector. Each Tx (mobile user) is associated with a distinct sector and is equipped with M antennas. Each Rx (base station) is

associated with a distinct cell and is equipped with $3M$ directional antennas, where M antennas are pointing to each of the three sectors of the cell. This allows avoiding interference between communications from different sectors in the same cell. The interference pattern of our network is depicted by the blue solid lines in Fig. 1, where the three sectors of a cell are separated by dashed lines. Notice for example, that transmission in the gray shaded sector is interfered only by the transmissions in the four adjacent pink shaded sectors. We call the transmitters in the pink sectors the neighbourhood of the transmitter in the gray sector. More generally, for each Tx $k \in [1 : 3K]$, the *neighbourhood* $\mathcal{N}_{\text{Tx}}(k)$ denotes the set of Txs whose communication interferes with Tx k . The time- t signal received at the M receive antennas directing to Tx k can then be written as:

$$\mathbf{Y}_{\tilde{k},t} = \mathbf{H}_{k,k} \mathbf{X}_{k,t} + \sum_{\ell \in \mathcal{N}_{\text{Tx}}(k)} \mathbf{H}_{k,\ell} \mathbf{X}_{\ell,t} + \mathbf{Z}_{k,t}, \quad (1)$$

where the M -by- M matrix $\mathbf{H}_{k,\ell}$ models the channel from mobile user k to the receiving antennas in Sector ℓ and is randomly drawn according to a given continuous distribution.

Each Tx k wishes to send a pair of independent messages $M_k^{(F)}$ and $M_k^{(S)}$ to a specific Rx \tilde{k} with $\tilde{k} \in [1 : K]$. The “fast” message $M_k^{(F)}$ is uniformly distributed over the set $\mathcal{M}_k^{(F)} := \{1, \dots, \lfloor 2^{nR_k^{(F)}} \rfloor\}$ and needs to be decoded subject to a stringent delay constraint, as we explain shortly. The “slow” message $M_k^{(S)}$ is uniformly distributed over $\mathcal{M}_k^{(S)} := \{1, \dots, \lfloor 2^{nR_k^{(S)}} \rfloor\}$ and is subject to a less stringent decoding delay constraint. Here, n denotes the blocklength of transmission and $R_k^{(F)}$ and $R_k^{(S)}$ the rates of transmissions of the “fast” and “slow” messages.

Neighbouring Txs cooperate during $D_t > 0$ rounds over dedicated noise-free, but rate-limited links and neighbouring Rxs cooperate during $D_r > 0$ rounds. The cooperative communication is subject to a total delay constraint

$$D_t + D_r \leq D. \quad (2)$$

where $D > 0$ is a given parameter of the system. As we will see, the stringent delay constraints on “fast” messages impose limitations on the cooperation. In particular, cooperation between Txs can only depend on “slow” but not on “fast” messages.

We describe the encoding at the Txs. In each conferencing round $j \in \{1, \dots, D_t\}$, Tx $k \in [1 : 3K]$, produces a conferencing message $T_{k \rightarrow \ell}^{(j)}$ for each of its neighbours $\ell \in \mathcal{N}_{\text{Tx}}(k)$ by computing

$$T_{k \rightarrow \ell}^{(j)} = \xi_{k \rightarrow \ell}^{(n)} \left(M_k^{(S)}, \{T_{\ell' \rightarrow k}^{(1)}, \dots, T_{\ell' \rightarrow k}^{(j-1)}\}_{\ell' \in \mathcal{N}_{\text{Tx}}(k)} \right), \quad (3)$$

for some function $\xi_{k \rightarrow \ell}^{(n)}$ on appropriate domains. Tx k sends the messages $T_{k \rightarrow \ell}^{(1)}, \dots, T_{k \rightarrow \ell}^{(D_t)}$ over the conferencing link to

Tx ℓ . For a given $\mu_{\text{Tx}} > 0$, the rate-limitation on the conferencing link imposes

$$\sum_{j=1}^{D_t} H(T_{k \rightarrow \ell}^{(j)}) \leq \mu_{\text{Tx}} \frac{n}{2} \log(P), \quad k \in [1 : 3K], \ell \in \mathcal{N}_{\text{Tx}}(k), \quad (4)$$

where $H(\cdot)$ is the entropy function.

Tx k finally computes its channel inputs as a function of its “fast” and “slow” messages and of all the $D_t \cdot |\mathcal{N}_{\text{Tx}}(k)|$ conferencing messages that it obtained from its neighbouring Txs:

$$\mathbf{X}_k^n = f_k^{(n)} \left(M_k^{(F)}, M_k^{(S)}, \{T_{\ell' \rightarrow k}^{(1)}, \dots, T_{\ell' \rightarrow k}^{(D_t)}\}_{\ell' \in \mathcal{N}_{\text{Tx}}(k)} \right). \quad (5)$$

The channel inputs have to satisfy the average block-power constraint

$$\frac{1}{n} \sum_{t=1}^n X_{k,t}^2 \leq P, \quad \text{a.s.}, \quad \forall k \in [1 : 3K]. \quad (6)$$

We now describe the decoding. For each $\tilde{k} \in [1 : K]$, let $\mathcal{I}(\tilde{k})$ denote the set of messages intended for a given Rx \tilde{k} , and let $\mathcal{N}_{\text{Rx}}(\tilde{k})$ denote the set of Rxs that are neighbours of Rx \tilde{k} . Decoding takes place in two phases. During the first *fast-decoding phase*, each Rx \tilde{k} decodes all its intended “fast” messages $\{M_\ell^{(F)} : \ell \in \mathcal{I}(\tilde{k})\}$ based on its own channel outputs. So, it produces:

$$\hat{\mathbf{M}}_{\tilde{k}}^{(F)} = g_{\tilde{k}}^{(n)}(Y_{\tilde{k}}^n) \quad (7)$$

where $\hat{\mathbf{M}}_{\tilde{k}}^{(F)} := (\hat{M}_\ell^{(F)} : \ell \in \mathcal{I}(\tilde{k}))$ and where $g_{\tilde{k}}^{(n)}$ denotes a decoding function on appropriate domains.

In the subsequent *slow-decoding phase*, Rxs first communicate with their neighbours during $D_r > 0$ rounds. In each conferencing round $j' \in [1 : D_r]$, each Rx \tilde{k} , for $\tilde{k} \in [1 : K]$, produces a conferencing message $Q_{\tilde{k} \rightarrow \ell}^{(j')}$ for each of its neighbours $\ell \in \mathcal{N}_{\text{Rx}}(\tilde{k})$:

$$Q_{\tilde{k} \rightarrow \ell}^{(j')} = \psi_{\tilde{k} \rightarrow \ell}^{(n)} \left(Y_{\tilde{k}}^n, \{Q_{\ell' \rightarrow \tilde{k}}^{(1)}, \dots, Q_{\ell' \rightarrow \tilde{k}}^{(j'-1)}\}_{\ell' \in \mathcal{N}_{\text{Rx}}(\tilde{k})} \right), \quad (8)$$

for an encoding function $\psi_{\tilde{k} \rightarrow \ell}^{(n)}$ on appropriate domains. Rx \tilde{k} then sends the messages $Q_{\tilde{k} \rightarrow \ell}^{(1)}, \dots, Q_{\tilde{k} \rightarrow \ell}^{(D_r)}$ over the conferencing link to Rx ℓ . The rate-limitation on the conferencing link imposes that for a given $\mu_{\text{Rx}} > 0$.

$$\sum_{j'=1}^{D_r} H(Q_{\tilde{k} \rightarrow \ell}^{(j')}) \leq \mu_{\text{Rx}} \frac{n}{2} \log(P), \quad \tilde{k} \in [1 : K], \ell \in \mathcal{N}_{\text{Rx}}(\tilde{k}). \quad (9)$$

After the last conferencing round, each Rx \tilde{k} decodes its desired “slow” messages as

$$\hat{\mathbf{M}}_{\tilde{k}}^{(S)} = b_{\tilde{k}}^{(n)} \left(Y_{\tilde{k}}^n, \{Q_{\ell' \rightarrow \tilde{k}}^{(1)}, \dots, Q_{\ell' \rightarrow \tilde{k}}^{(D_r)}\}_{\ell' \in \mathcal{N}_{\text{Rx}}(\tilde{k})} \right) \quad (10)$$

where $\hat{\mathbf{M}}_{\tilde{k}}^{(S)} := (\hat{M}_\ell^{(S)} : \ell \in \mathcal{I}(\tilde{k}))$ and where $b_{\tilde{k}}^{(n)}$ denotes a decoding function on appropriate domains.

Given cooperation prelogs $\mu_{\text{Rx}}, \mu_{\text{Tx}} \geq 0$ and maximum delay D , a multiplexing-gain pair $(S^{(F)}, S^{(S)})$ is called *achievable*, if for every positive integer K there exists a sequence $\{R_K^{(F)}(P), R_K^{(S)}(P)\}_{P>0}$ so that

$$S^{(F)} := \overline{\lim}_{K \rightarrow \infty} \overline{\lim}_{P \rightarrow \infty} \frac{R_K^{(F)}(P)}{\frac{1}{2} \log(1+P)}, \quad (11)$$

$$S^{(S)} := \overline{\lim}_{K \rightarrow \infty} \overline{\lim}_{P \rightarrow \infty} \frac{R_K^{(S)}(P)}{\frac{1}{2} \log(1+P)}, \quad (12)$$

and so that for each rate pair $(R_K^{(F)}(P), R_K^{(S)}(P))$ it is possible to find a sequence (in the blocklength n) of encoding, cooperation, and decoding functions satisfying constraints (2), (4), (6), and (9) and with vanishing probability of error:

$$p(\text{error}) := \mathbb{P} \left[\bigcup_{k \in [1:3K]} \left((\hat{M}_k^{(F)} \neq M_k^{(F)}) \cup (\hat{M}_k^{(S)} \neq M_k^{(S)}) \right) \right] \quad (13)$$

goes to 0 as n goes to infinity. The closure of the set of all achievable multiplexing-gain pairs $(S^{(F)}, S^{(S)})$ is called *multiplexing-gain region* and is denoted by $\mathcal{S}^*(\mu_{\text{Tx}}, \mu_{\text{Rx}}, D)$.

III. MAIN RESULTS

Theorem 1: Given $\mu_{\text{Tx}}, \mu_{\text{Rx}}$ and D , the convex hull of the set containing the following multiplexing gain pairs is achievable:

$$(S^{(F)} = 0, S^{(S)} = 0) \quad (14)$$

$$(S^{(F)} = \frac{M}{2}, S^{(S)} = 0) \quad (15)$$

$$\left\{ \left(S^{(F)} = 0, S^{(S)} = \min \left\{ \frac{M(3t-1)}{3t}, \frac{M}{2} + \frac{(\mu_{\text{Tx}} + \mu_{\text{Rx}})(3t-2)}{2t(2t-1)} \right\} \right) \right\}_{t=1}^{\frac{D}{4}} \quad (16)$$

$$\left\{ \left(S^{(F)} = 0, S^{(S)} = \min \left\{ \frac{M(3t-1)}{3t}, \frac{M}{2} + \frac{\mu_{\text{Rx}}(3t-2)}{2t(2t-1)} \right\} \right) \right\}_{t=\frac{D}{4}+1}^{\frac{D}{2}} \quad (17)$$

$$\left\{ \left(S^{(F)} = \min \left\{ \frac{M}{3}, \frac{M}{2} - \frac{3(\mu_{\text{Tx}} + \mu_{\text{Rx}})t^2}{(4t^2-1)(2t+3)} \right\}, S^{(S)} = \min \left\{ \frac{M(2t-1)}{3t}, \frac{6(\mu_{\text{Tx}} + \mu_{\text{Rx}})t}{4t^2+8t+3} \right\} \right) \right\}_{t=1}^{\frac{D-2}{4}} \quad (18)$$

$$\left\{ \left(S^{(F)} = \min \left\{ \frac{M}{3}, \frac{M}{2} - \frac{3\mu_{\text{Rx}}t^2}{(4t^2-1)(2t+3)} \right\}, S^{(S)} = \min \left\{ \frac{M(2t-1)}{3t}, \frac{6\mu_{\text{Rx}}t}{4t^2+8t+3} \right\} \right) \right\}_{t=\frac{D+2}{4}}^{\frac{D-2}{2}} \quad (19)$$

Proof: See Section IV. ■

Theorem 2: The multiplexing gain region satisfies

$$S^{(F)} \leq \frac{M}{2} \quad (20)$$

$$S^{(F)} + S^{(S)}$$

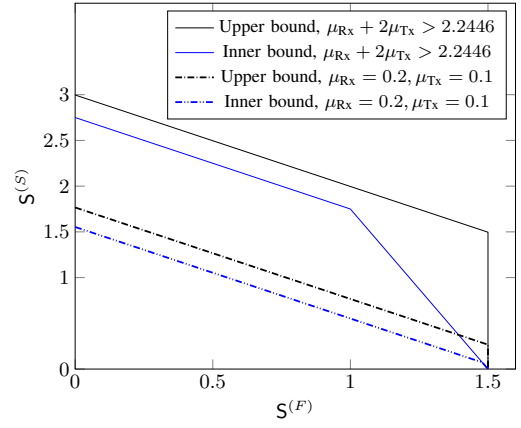


Fig. 2: Bounds on region $\mathcal{S}^*(\mu_{\text{Tx}}, \mu_{\text{Rx}}, D)$ for $D = 20, M = 3, t = 4$ and for large and small conferencing rates.

$$\leq \min \left\{ \frac{M}{2} + \frac{2\mu_{\text{Rx}} + 4\mu_{\text{Tx}}}{3}, M \left(1 - \frac{1}{2(1+D+D^2)} \right) \right\}. \quad (21)$$

Proof: Omitted due to space limitations. See [17]. ■

Inner and outer bounds on the multiplexing gain region are illustrated in Figure 2. For small cooperation prelogs, even when the “fast” multiplexing gain $S^{(F)}$ is large, the sum multiplexing gain is almost the same as when only “slow” messages are sent. For moderate or large cooperation prelogs, the sum multiplexing gain of our scheme remains constant over a wide range of $S^{(F)}$ where the stringent delay constraint on “fast” messages thus does not harm the overall performance. For large “fast” multiplexing gains, increasing it further by $\Delta > 0$ seems to decrease the maximum “slow” multiplexing gain by 4Δ and thus the sum multiplexing gain by 3Δ . So, for any extra prelog on “fast” multiplexing gain, one will have to sacrifice three times of that on the overall performance (sum multiplexing gain).

IV. PROOF OF THEOREM 1

To achieve the performance in Theorem 1, Schemes 1–5 explained in the following need to be time-shared depending on the operating point and on the available conferencing prelogs. Notice that Schemes 2 and 3 are dual (i.e., achieve the same performance with same sum conferencing-prelog) when $t \leq \frac{D}{4}$ and Schemes 4 and 5 are dual when $t \leq \frac{D-2}{4}$. By timesharing Schemes 2 and 3 and Schemes 4 and 5 in appropriate ratios, one can thus achieve the multiplexing-gain pairs in (22), for $t \in \{1, \dots, \frac{D}{4}\}$, and in (23), for $t \in \{1, \dots, \frac{D-2}{4}\}$, whenever the sum of the cooperation-prelogs is sufficiently large. For setups where the sum of the cooperation-prelogs is not sufficiently large, the schemes need to be further time-shared with the no-cooperation Scheme 1. This establishes achievability of (16) and (18). Achievability of (17) is established by time-sharing Scheme 2, for $t \in \{\frac{D}{4} + 1, \dots, \frac{D-2}{2}\}$, or Scheme 5, for (19) with the no-cooperation Scheme 1.

Scheme 1 [16]: (Transmitting only “fast” messages) Transmission is based on *interference alignment* [16], and coop-

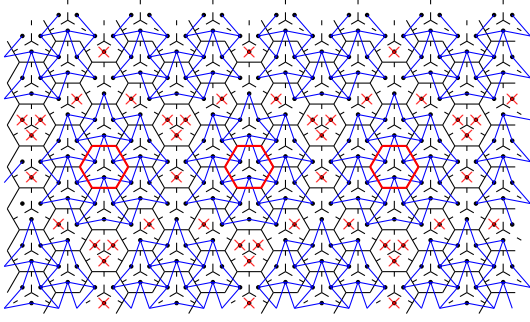


Fig. 3: Illustration of the non-interfering clusters for $t = 2$. Red cells depict master cells and silenced mobile users are marked by the red multiply icons.

eration links are completely ignored. This scheme achieves multiplexing gain pair $(S^{(F)} = \frac{M}{2}, S^{(S)} = 0)$ for any conferencing prelogs $\mu_{Tx,1}, \mu_{Rx,1} \geq 0$. For a general channel matrix, interference alignment requires large symbol extensions, which is practically infeasible. The best known practical scheme achieves a multiplexing gain for fast messages of $S^F = M/3$. Notice that in the regime $S^{(F)} \in (0, M/3)$ our upper and lower bounds are close (see Fig. 2).

Scheme 2 [13]: (Transmitting only “slow” messages with only Rx conferencing). For details, see [13]. The scheme has parameter $t \in \{1, \dots, D/2\}$ and achieves multiplexing gain pair $(S^{(F)} = 0, S^{(S)} = M \frac{3t-1}{3t})$ using cooperation prelogs $\mu_{Tx,2} = 0$ and $\mu_{Rx,2} = M \frac{2t-1}{3}$.

Scheme 3: (Transmitting only “slow” messages with only Tx conferencing) Pick a parameter $t \in \{1, \dots, D/4\}$. Define *master cells* [13] so that they build a regular grid of equilateral triangles where the three master cells forming each of the triangles lay $3t$ cell-hops apart from each other. (See Fig. 3, where master cells are in red.) We silence a subset of the mobile users lying in cells that are t hops apart from the closest master cell, so as to decompose the network into non-interfering clusters. This avoids interference propagating too far. (See for example Fig. 3, for an example with $t = 2$.) Each non-silenced mobile user intends to send a “slow” message, which it conveys to a dedicated *master user* in the closest master cell. Each master user employs standard Gaussian codebooks to encode all the “slow” messages. After precoding (which is explained in more detail later), it sends quantized versions of the signals over the cooperation links back to the mobile users in the same cluster. These mobile users reconstruct the quantized signals and transmit them over the network to the BSs. The precoding is chosen in a way that the signal observed at each BS, in each sector, only depends on the message sent in that sector and not on the messages sent in other sectors. Each message can thus be sent at multiplexing gain 1 and the scheme achieves multiplexing gain pair

$$(S^{(F)} = 0, S^{(S)} = M \frac{3t-1}{3t}). \quad (22)$$

It requires at least cooperation prelogs $\mu_{Tx,3} = M \frac{2t-1}{3}$ and $\mu_{Rx,3} = 0$.

Scheme 4 : (Alternating “fast” and “slow” messages with more Tx conferencing) Pick a parameter $t \in \{1, \dots, (D-2)/4\}$. Define master cells and silence mobile users as in scheme 3, see Figure 3. Each of the remaining non-silenced users sends either a “slow” or a “fast” message. The proposed message assignment is shown in Figure 4, where sectors with “fast” messages are in green and sectors with “slow” messages in red. The idea is to pack as many users with “fast” messages under the constraint that sectors with “fast” messages do not interfere. Therefore, the way we assigned “slow” and “fast” messages, communication of “fast” messages is interfered only by “slow” messages.

In each master cell, consider one dedicated mobile user, called *master user*, that will coordinate the transmission. In fact, each mobile user sends its “slow” message to the closest master user. The master user encodes all received “slow” messages using individual Gaussian codebooks and then precodes the Gaussian codewords in a way that when the precoded streams are transmitted over *all* the active antennas in the cluster, then the signal observed in each sector only depends on the “slow” message sent in that sector. (Since some active mobile users do not send any “slow” message at all, this means that the precoding ensures that the transmitted signals are nulled out in these sectors.) The master user finally applies a Gaussian vector quantizer on each precoded antenna and sends the corresponding quantization information over the cooperation links to the corresponding mobile user. Each of these mobile users lies in the same cluster as the master user, and therefore this communication takes less than $2t < \frac{D}{2}$ cooperation rounds. All active mobile users then reconstruct the quantized signals intended for them. Users sending “slow” messages simply send this reconstructed signal over the network to the BSs. Users sending “fast” messages also encode their “fast” message using a Gaussian codebook and transmit the sum of this codeword with the reconstructed signal over the network.

The BSs in the green sectors can decode their “fast” messages based on almost (up to quantization errors) interference-free signals since communication of “fast” messages is interfered only by “slow” messages, whose interference has been canceled in the precoding. After decoding, these BSs send their decoded “fast” messages over the cooperation links to the neighbouring receivers, which then cancel interference from their received signals. Thanks to the applied precoding, the resulting signals at a given BS only depends (up to some quantization errors up to noise level) on the “slow” message intended to this BS, without any interference from other “slow” or “fast” messages.

In the described scheme, each transmitted message can be sent at multiplexing gain 1. The fraction of users in the network that are inactive is $\frac{1}{3t}$. The fraction of users sending “slow” messages is $\frac{(2t-1)}{3t}$ and the fraction of users sending “fast” messages is $\frac{1}{3}$. The scheme thus achieves the multiplexing-gain pair

$$(S^{(F)} = \frac{M}{3}, S^{(S)} = M \frac{2t-1}{3t}). \quad (23)$$

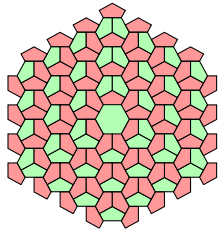


Fig. 4: Illustration of sector allocation in a cluster with $t = 4$. Users in green sectors send “fast” messages and users in red sectors send “slow” messages.

Notice that Scheme 4 achieves the same sum multiplexing gain as Schemes 2 and 3, which send only “slow” messages.

The described scheme requires $D_t \geq 4t + 1$ Tx-conferencing rounds and one single Rx-conferencing rounds. The number of Tx-conferencing messages (each of prelog 1) sent in a given cluster is $2Mt(8t^2 + 3t - 2)$. Since there are $12 \cdot 3t^2$ cooperation links in each cluster, the scheme requires a Tx-conferencing prelog of at least

$$\mu_{\text{Tx},4} = \frac{2Mt(8t^2 + 3t - 2)}{12 \cdot 3t^2}. \quad (24)$$

The number of Rx-conferencing messages (each of prelog 1) sent in a given cluster is $3M(3t^2 - 1)$. Since there are $6 \cdot 3t^2$ Rx-conferencing links in each cluster, the scheme requires a Rx-cooperation prelog of at least

$$\mu_{\text{Rx},4} = \frac{3M(3t^2 - 1)}{6 \cdot 3t^2}. \quad (25)$$

Scheme 5 [6]: (Alternating “fast” and “slow” messages with more Rx conferencing) The same set of mobile users is silenced as in Scheme 4, but interference caused from “slow” messages to other “slow” messages is cancelled at the Rx side and not at the Tx side as in Scheme 4. (In contrast, interference cancellation of “slow” messages to “fast” messages and of “fast” messages to “slow” messages is done as in Scheme 4: the former is canceled at the Tx side and the latter at the Rx side.) Another difference to Scheme 4 is that here the parameter t can be chosen in the set $\{1, \dots, (D - 2)/2\}$. In fact, larger values of t are possible here because less hops are required to communicate from one sector to another when communication is over BSs (there is only one for each triple of sectors) than when it is performed over mobile users (each sector has a different user). The scheme achieves the same multiplexing-gain pair as Scheme 4, i.e., (23). The required Tx-conferencing prelog is

$$\mu_{\text{Tx},5} = \frac{6Mt(2t - 1)}{12 \cdot 3t^2}, \quad (26)$$

and the required Rx-conferencing prelog is

$$\mu_{\text{Rx},5} = \frac{M(8t^3 + 6t^2 + t - 3)}{6 \cdot 3t^2} \quad (27)$$

V. SUMMARY AND CONCLUSION

We bounded the multiplexing gain region of the sectorized hexagonal network when both mobile users and base

stations can cooperate and messages are subject to mixed delay constraints. Our results show that for small cooperation rates, the sum-multiplexing gain is not decreased by the stringent delay constraint on the “fast” messages. Networks with mixed delay constraints are particularly timely in view of IoT applications such as automatic traffic control and real-time monitoring. New coding schemes that can efficiently use resources (space/time/frequency) under this framework are thus of high practical relevance.

ACKNOWLEDGEMENT

The work of H. Nikbakht and M. Wigger was supported by the ERC under grant agreement no. 715111. The work of S. Shamai has been supported by the European Union’s Horizon 2020 Research And Innovation Programme, grant agreement no. 694630.

REFERENCES

- [1] K. M. Cohen, A. Steiner, and S. Shamai (Shitz) “The broadcast approach under mixed delay constraints,” in *Proc. IEEE ISIT 2012*, Cambridge (MA), USA, July 1–6, 2012, pp. 209–213.
- [2] R. Zhang, J. Cioffi, and Y.-C. Liang, “MIMO broadcasting with delay-constrained and no-delay-constrained services,” in *Proc. IEEE ICC 2005*, Seoul, South Korea, May 16–20, 2005, pp. 783–787.
- [3] R. Zhang, “Optimal dynamic resource allocation for multi-antenna broadcasting with heterogeneous delay-constrained traffic,” *IEEE J. of Sel. Topics in Signal Proc.*, vol. 2, no. 2, pp. 243–255, Apr. 2008.
- [4] R. Kassab, O. Simeone and P. Popovski, “Coexistence of URLLC and eMBB services in the C-RAN uplink: an information-theoretic study,” *arXiv:1804.06593*.
- [5] H. Nikbakht, M. Wigger and S. Shamai (Shitz), “Mixed delay constraints in Wyner’s soft-handoff network,” in *Proc. IEEE ISIT 2018*, Vail, CO, USA, June 17–22, 2018, pp. 1171–1175.
- [6] H. Nikbakht, M. Wigger and S. Shamai (Shitz), “Mixed delay constraints at maximum sum-multiplexing gain,” in *Proc. IEEE ITW 2018*, Guangzhou, China, Nov 25–29, 2018, pp. 285–289.
- [7] W. R. Ghanem, V. Jamali, Y. Sun, and R. Schober, “Resource allocation for multi-user downlink URLLC-OFDMA systems,” *arXiv:1901.05825*.
- [8] M. Wigger, R. Timo, and S. Shamai (Shitz), “Conferencing in Wyner’s asymmetric interference network: effect of number of rounds,” *IEEE Trans. Inf. Theory*, vol. 63, no. 2, pp. 1199–1226, Feb. 2017.
- [9] W. Huleihel and Y. Steinberg, “Channels with cooperation links that may be absent,” *IEEE Trans. Inf. Theory*, vol. 63, no. 9, pp. 5886–5906, Sep. 2017.
- [10] A. D. Wyner, “Shannon-theoretic approach to a Gaussian cellular multiple-access channel,” *IEEE Trans. Inf. Theory*, vol. 40, no. 6, pp. 1713–1727, Nov. 1994.
- [11] S. V. Hanly and P. A. Whiting, “Information-theoretic capacity of multi-receiver networks,” *Telecommunication Systems*, vol. 1, pp. 1–42, 1993.
- [12] O. Simeone, N. Levy, A. Sanderovich, O. Somekh, B. M. Zaidel, H. V. Poor and S. Shamai (Shitz), “Cooperative wireless cellular systems: an information-theoretic view,” *Found. and Trends in Comm. and Inf. Theory (FnT)*, Vol. 8, no. 1–2, 2011, pp. 1–177, Now Publishers, 2012.
- [13] S. Gelincik, M. Wigger, and L. Wang, “DoF in sectorized cellular systems with BS cooperation under a complexity constraint,” in *Proc. ISWCS 2018*, Lisbon, Portugal, Aug 28–31, 2018.
- [14] G. Katz, B. M. Zaidel, and S. Shamai (Shitz), “On layered transmission in clustered cooperative cellular architectures,” in *Proc. 2013 IEEE ISIT*, Istanbul, Turkey, Jul. 712, 2013, pp. 11621166.
- [15] A. Khina, T. Philosofof and M. Laifienfeld, “Layered uplink transmission in clustered cellular networks,” *arXiv:1604.01113*.
- [16] S. A. Jafar, “Interference alignment a new look at signal dimensions in a communication network, *Found. and Trends in Com. and Inf. Theory*, vol. 7, no. 1, pp. 1134, 2011.
- [17] H. Nikbakht, M. Wigger and S. Shamai (Shitz), “Multiplexing gain region of sectorized cellular networks with mixed delay constraints,” *arXiv*.