



**HAL**  
open science

## Atomic scale investigation of the diffusion of defects and fission gases in uranium dioxide

M. Bertolus, E. Vathonne, E. Bourasseau, G. Jomard, M. Freyss

► **To cite this version:**

M. Bertolus, E. Vathonne, E. Bourasseau, G. Jomard, M. Freyss. Atomic scale investigation of the diffusion of defects and fission gases in uranium dioxide. Nufuel 2017 Second Workshop on Research into Nuclear Fuel and cladding in Europe, Sep 2017, Lecco, Italy. 2017. hal-02417372

**HAL Id: hal-02417372**

**<https://hal.science/hal-02417372>**

Submitted on 18 Dec 2019

**HAL** is a multi-disciplinary open access archive for the deposit and dissemination of scientific research documents, whether they are published or not. The documents may come from teaching and research institutions in France or abroad, or from public or private research centers.

L'archive ouverte pluridisciplinaire **HAL**, est destinée au dépôt et à la diffusion de documents scientifiques de niveau recherche, publiés ou non, émanant des établissements d'enseignement et de recherche français ou étrangers, des laboratoires publics ou privés.

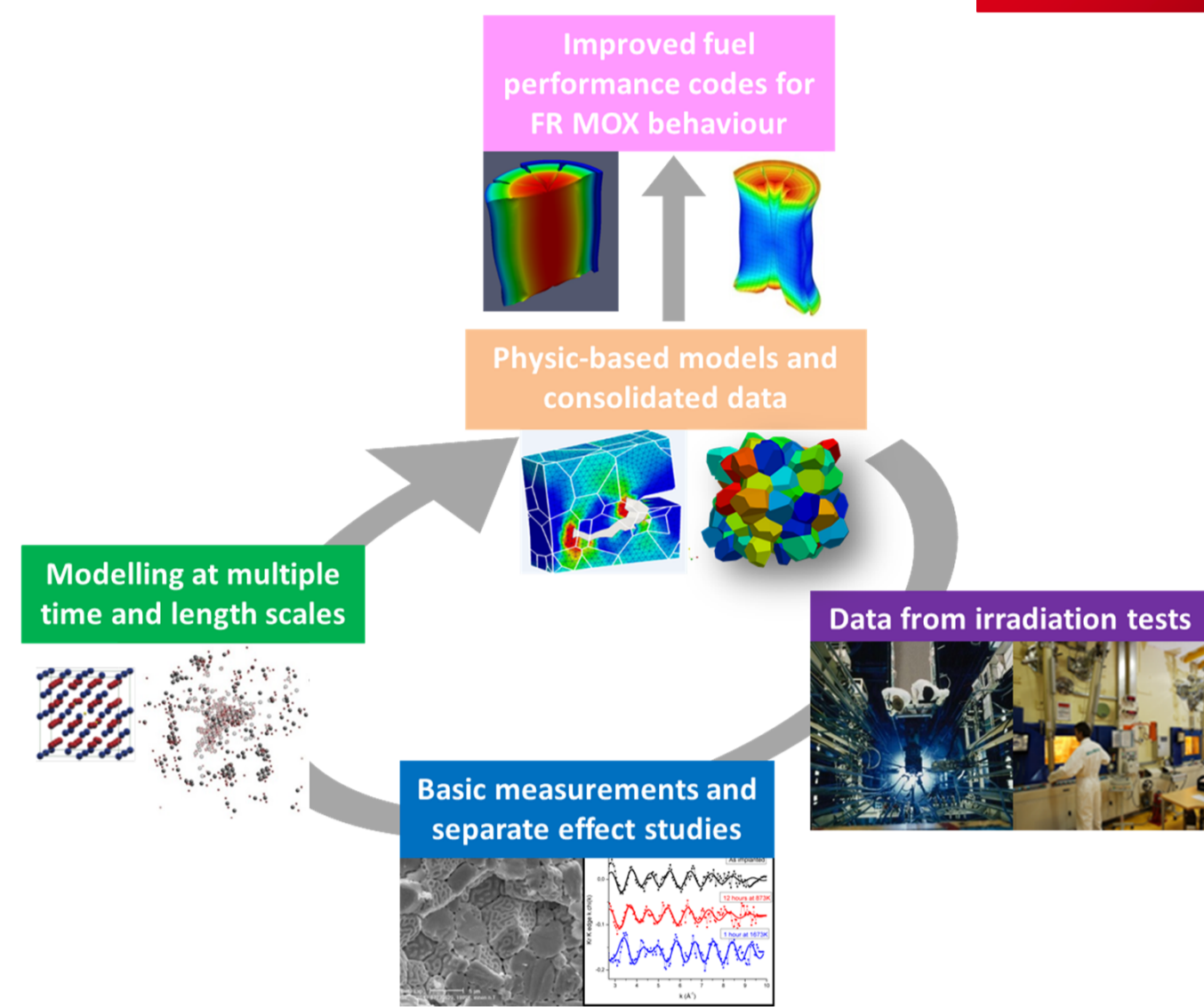


# Atomic scale investigation of the diffusion of defects and fission gases in uranium dioxide

Marjorie Bertolus, Emerson Vathonne, Emeric Bourasseau, Gérald Jomard, Michel Freyss

CEA, DEN, DEC, Centre de Cadarache, 13108 Saint-Paul-lez-Durance, France

## Context



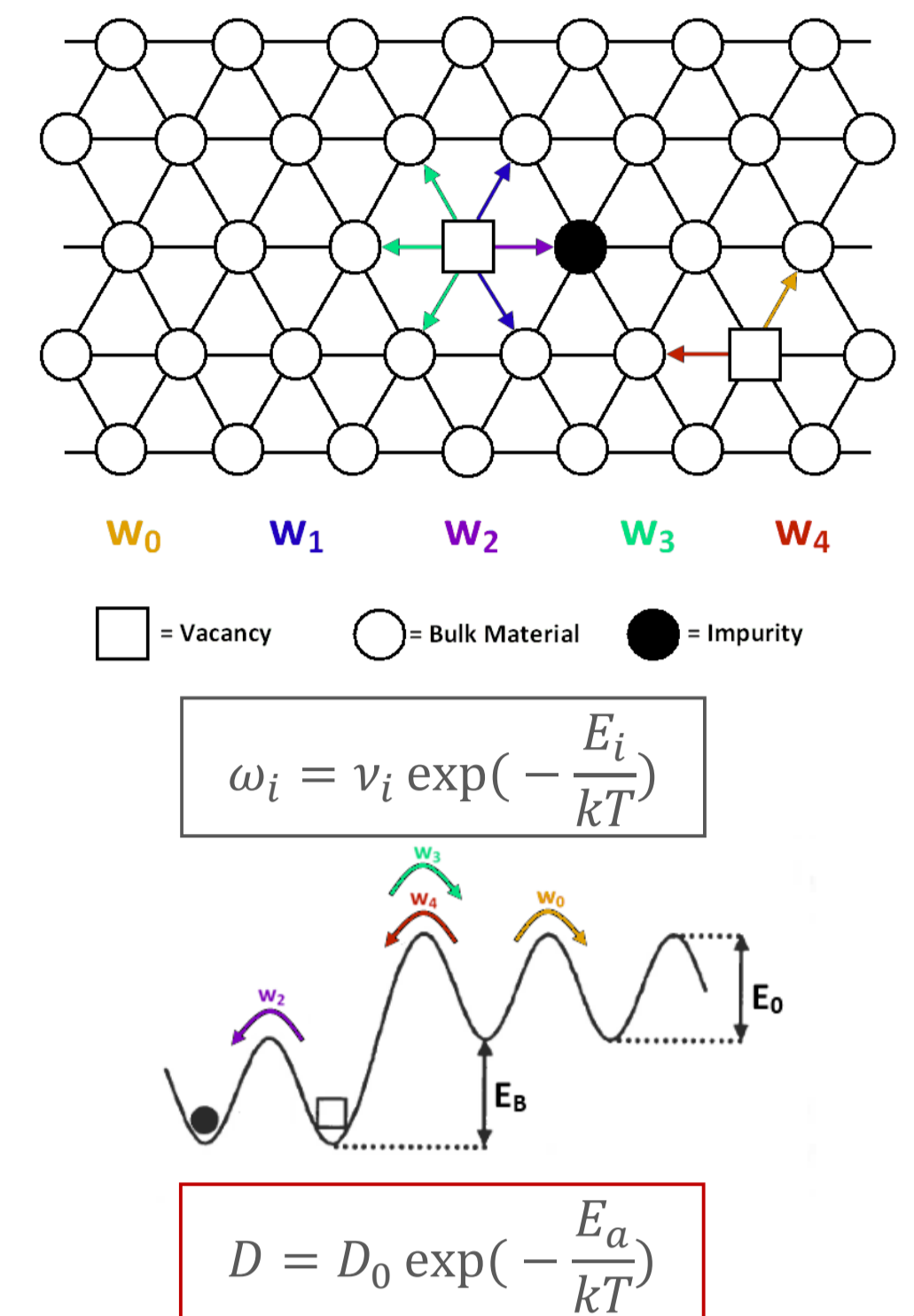
- Basic research approach applied to oxide nuclear fuels
- Actinide fission in reactor produces large quantities of defects and fission products, in particular fission gases (e.g. Xe, Kr), which have low solubility in the material
- Important consequences for fuel behaviour: swelling, decrease of thermal conductivity, release of radioactivity
- Further insight still needed into all stages of fission gas behaviour, starting with elementary diffusion mechanisms active in segregation and bubble formation
- Atomic xenon behaviour in  $UO_2$  quite extensively studied
- Fewer data on Kr atomic diffusion
  - 2 experiment studies: Auskern 1960 [1], Michel 2011 [2]
  - Only 1 empirical potential study: Catlow 1978 [3]

## Objective of present work

Study of krypton diffusion in  $UO_2$  using atomic scale calculations combined with diffusion models adapted to the system studied [4]

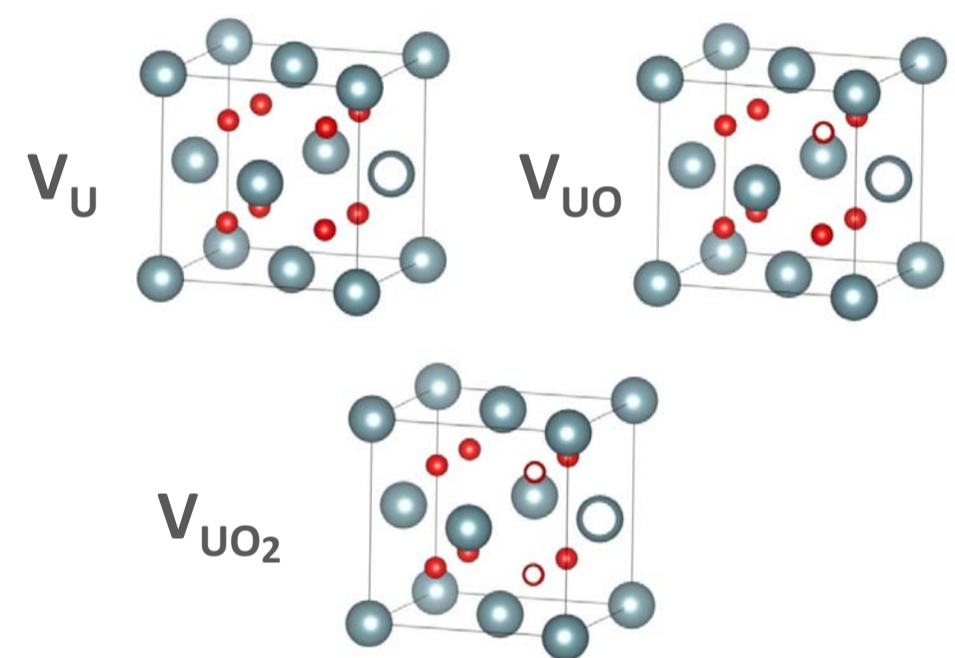
## Investigation of solute diffusion in solids using five-frequency model

- In crystals, diffusion occurs by succession of atomic hops between neighbouring sites in the lattice
- Diffusion models: link between elementary mechanisms at the atomic scale and macroscopic diffusion (Mehrner [5])
- Data needed: theoretically all elementary mechanisms
- Approximation to limit the number of mechanisms: no interaction beyond 2<sup>nd</sup> neighbours  $\Rightarrow$  5-frequency model
- Elementary mechanisms considered
  - $\omega_0 (E_0, v_0)$ : vacancy migration between adjacent lattice positions in absence of impurity
  - $\omega_1 (E_1, v_1)$ : vacancy migration between first neighbour sites of the impurity
  - $\omega_2 (E_2, v_2)$ : vacancy-impurity exchange
  - $\omega_3 (E_3, v_3)$ : transition of the vacancy from a 1<sup>st</sup> neighbour site to a 2<sup>nd</sup> neighbour site (dissociation)
  - $\omega_4 (E_4, v_4)$ : reverse transition of  $\omega_3$  (association)
- Diffusion coefficient  $D$  can be obtained from atomic scale calculations of elementary mechanisms



## Study of Kr diffusion in $UO_2$

- $UO_2$ : binary compound  $\Rightarrow$  Further approximations needed to apply the 5-frequency model
- Kr: large impurity and high incorporation energy on O sublattice
  - $\Rightarrow$  Application of five-frequency model to U sublattice only, also a fcc lattice
  - Reorganization of O sublattice taken into account in pathway calculations
- U atoms are then considered to be first nearest neighbours
- Distance between 2<sup>nd</sup> nearest neighbours in U lattice is large enough so that defect and impurity are non-interacting as 2<sup>nd</sup> nearest neighbours
- Traps considered: most stable vacancies in  $UO_2$  and most favourable for Kr incorporation depending on non-stoichiometry in their most stable charge states; assisting vacancy:  $V_U$



### Atomic scale calculations

DFT+U using functional enabling description of Van der Waals interactions (VdW-DF) [6] combined to occupation matrix control to avoid convergence to metastable states

- Defect formation and Kr solution energies
- Elementary migration energies calculated using NEB: static method for pathway and saddle-point determination

Pair empirical potential: Buckingham form  
Attempt frequencies obtained from phonon modes of defect at initial and saddle points

- Interstitial migration also considered

## Calculating diffusion coefficient for impurity migration

General expression for defect-assisted diffusion of an impurity in a cubic structure

$$D = \frac{1}{6} * d_2^2 * f_2 * p * \omega_2$$

- $d_2$ : jump distance of the impurity ( $a/\sqrt{2}$ , with a  $UO_2$  cell parameter)
- $p$ : probability of assisting defect located in neighbouring site of impurity

$$p = n e^{-\frac{(E_f + E_B + E_R)}{kT}}$$

$n$  number of possible adjacent sites  
 $E_f$  formation energy of vacancy in the bulk  
 $E_B$  binding energy between impurity and vacancy  
 $E_R$  reconfiguration energy

- $f_2$ : solute correlation factor, related to direction impurity is likely to jump next (function of  $\omega_1, \omega_2, \omega_3$ )

$$D = a^2 v_2 f_2 e^{-\frac{(E_f + E_2 + E_B + E_R)}{kT}}$$

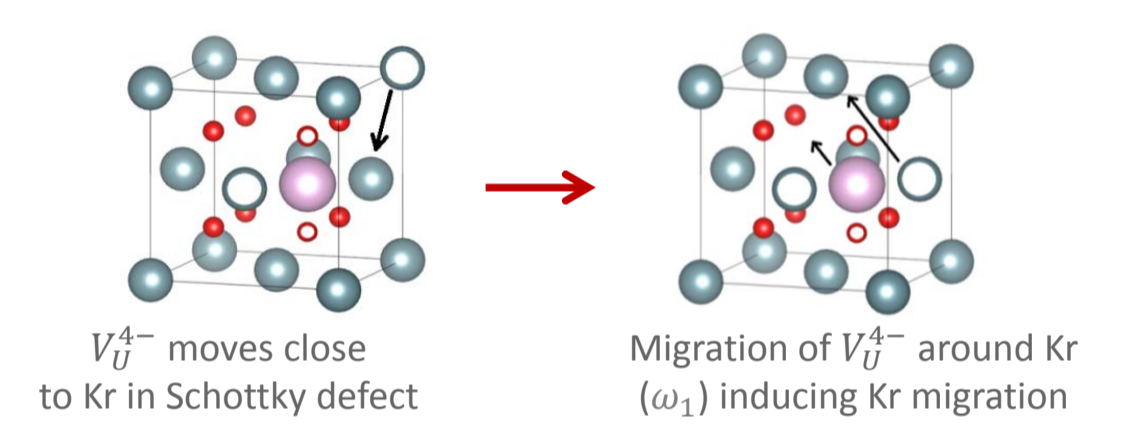
In  $UO_2$ , stable complex between Kr and  $V(U_2O)$  or  $V(U_2O_2)$   
 $\Rightarrow$  no  $\omega_2$  mechanism:  $\omega_1$  drives the diffusion (Catlow)

Diffusion model was adapted and expression of  $D$  was derived

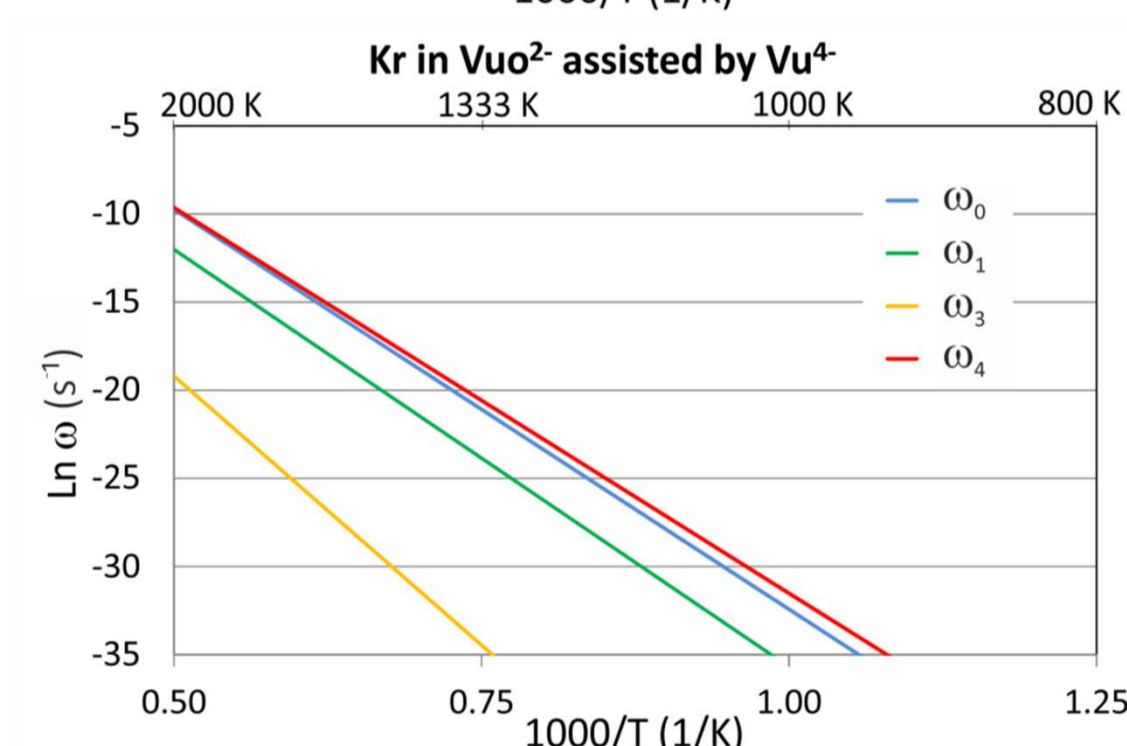
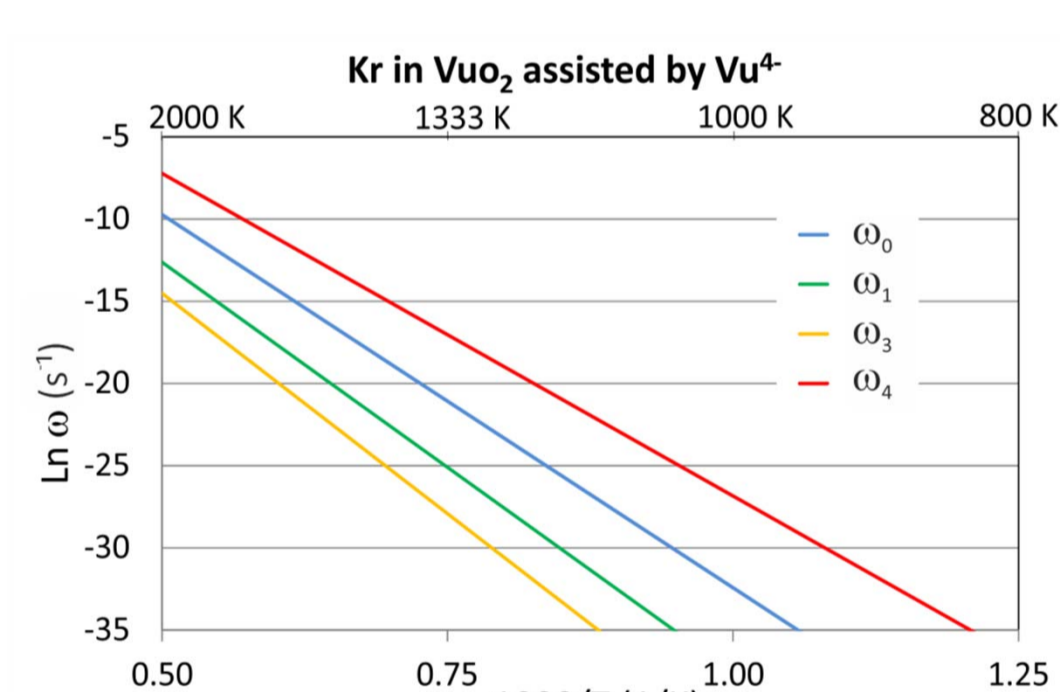
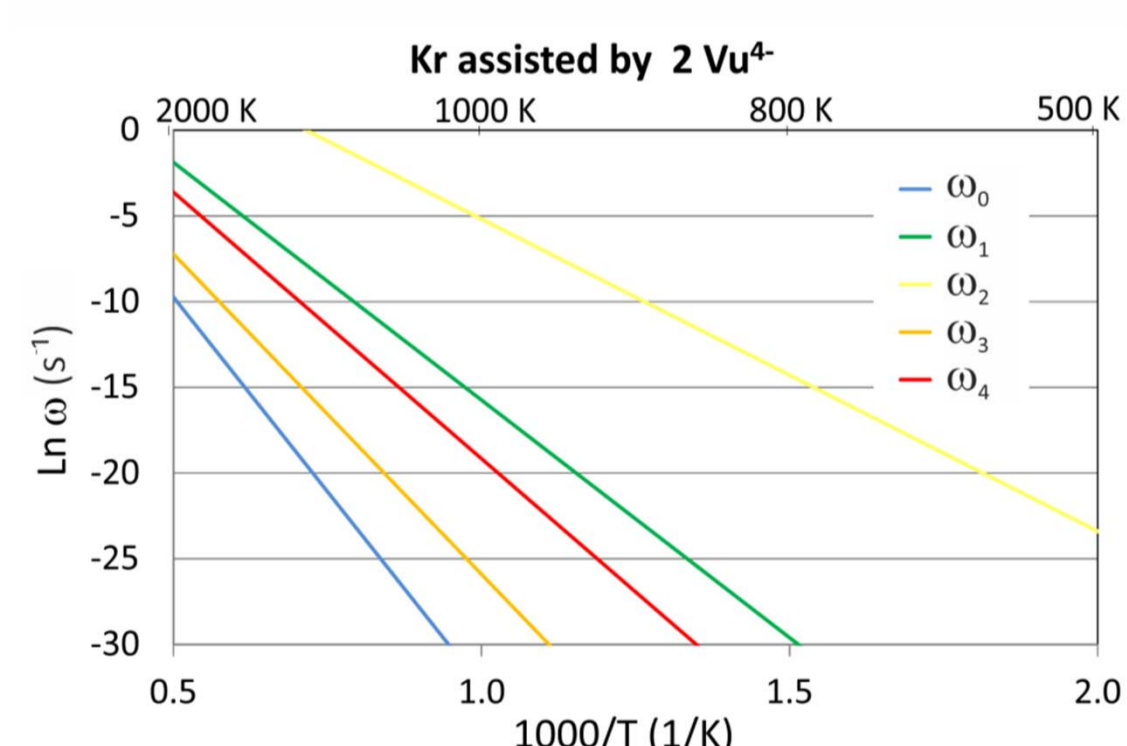
$$D = \frac{1}{6} * d_1^2 * f_1 * p' * \omega_1$$

$$D = \frac{1}{4} a^2 v_1 f_1 e^{-\frac{(E_f + E_1 + E_B + E_R)}{kT}}$$

Not generally Arrhenius since prefactor depends on T  
 $\Rightarrow$  Study of limiting cases which depend on inequalities between  $\omega_1, \omega_2, \omega_3$



## Results on elementary migration mechanisms



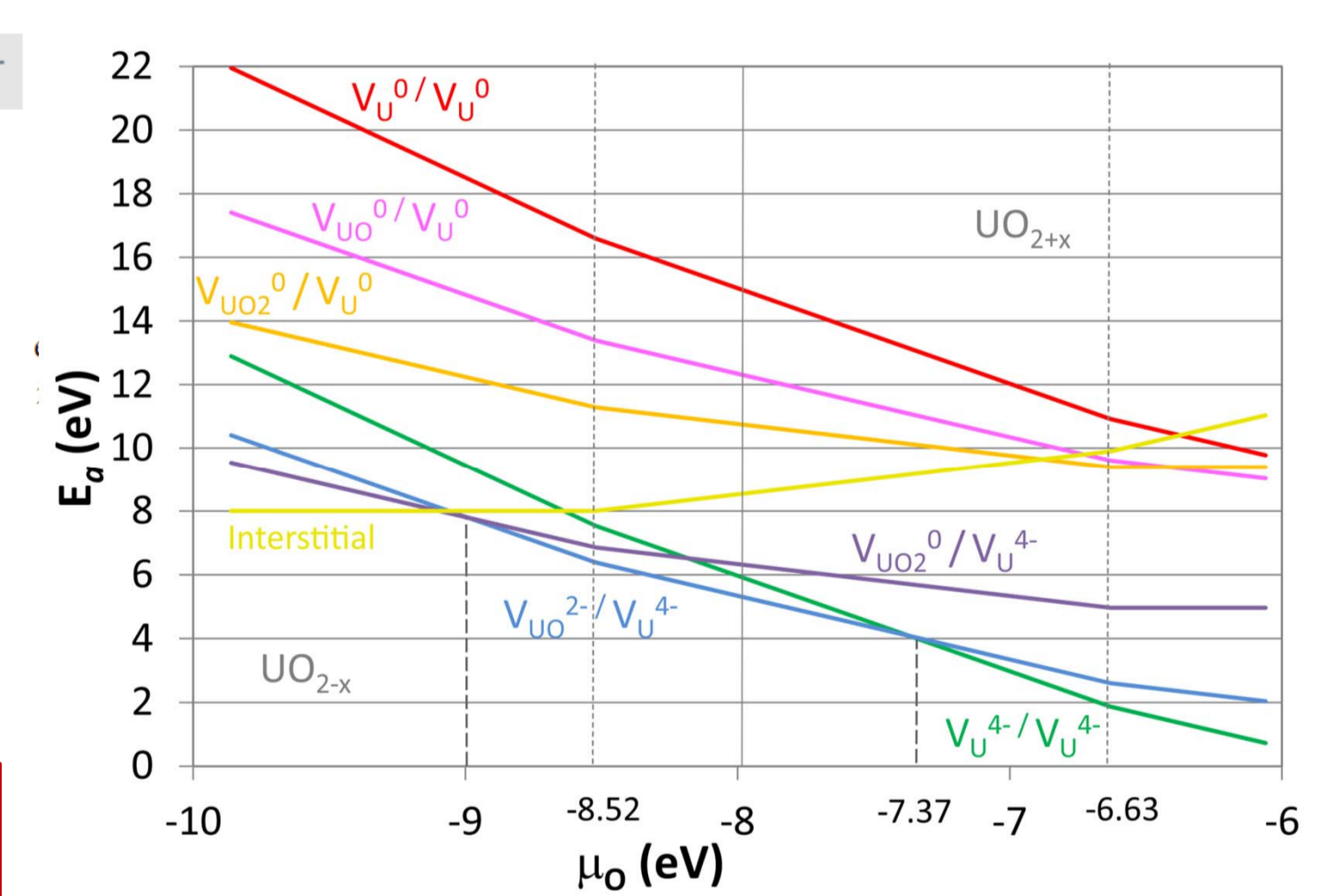
$\omega_0 \ll \omega_4$  for all traps and assisting vacancies, except for the migration of Kr assisted by two  $V_U^0$  for which  $\omega_0 \gg \omega_4$   
 $\Rightarrow$  vacancy moves faster far from impurity than from second to first neighbour of the impurity  
For Kr assisted by two  $V_U^{4-}$ ,  
 $\omega_0 \ll \omega_3 \ll \omega_4 \ll \omega_1 \ll \omega_2$   
For Kr in  $V_{UO_2}^{2-}$  and  $V_{UO_2}^0$  assisted by  $V_U^{4-}$ ,  
 $\omega_3 \ll \omega_1 \ll \omega_0 \ll \omega_4$

## Activation energies to Kr diffusion vs. oxygen potential

Traps and assisting defects are charged  $\Rightarrow$  dependence of energies on oxygen and electron chemical potential, i.e. stoichiometry and doping level

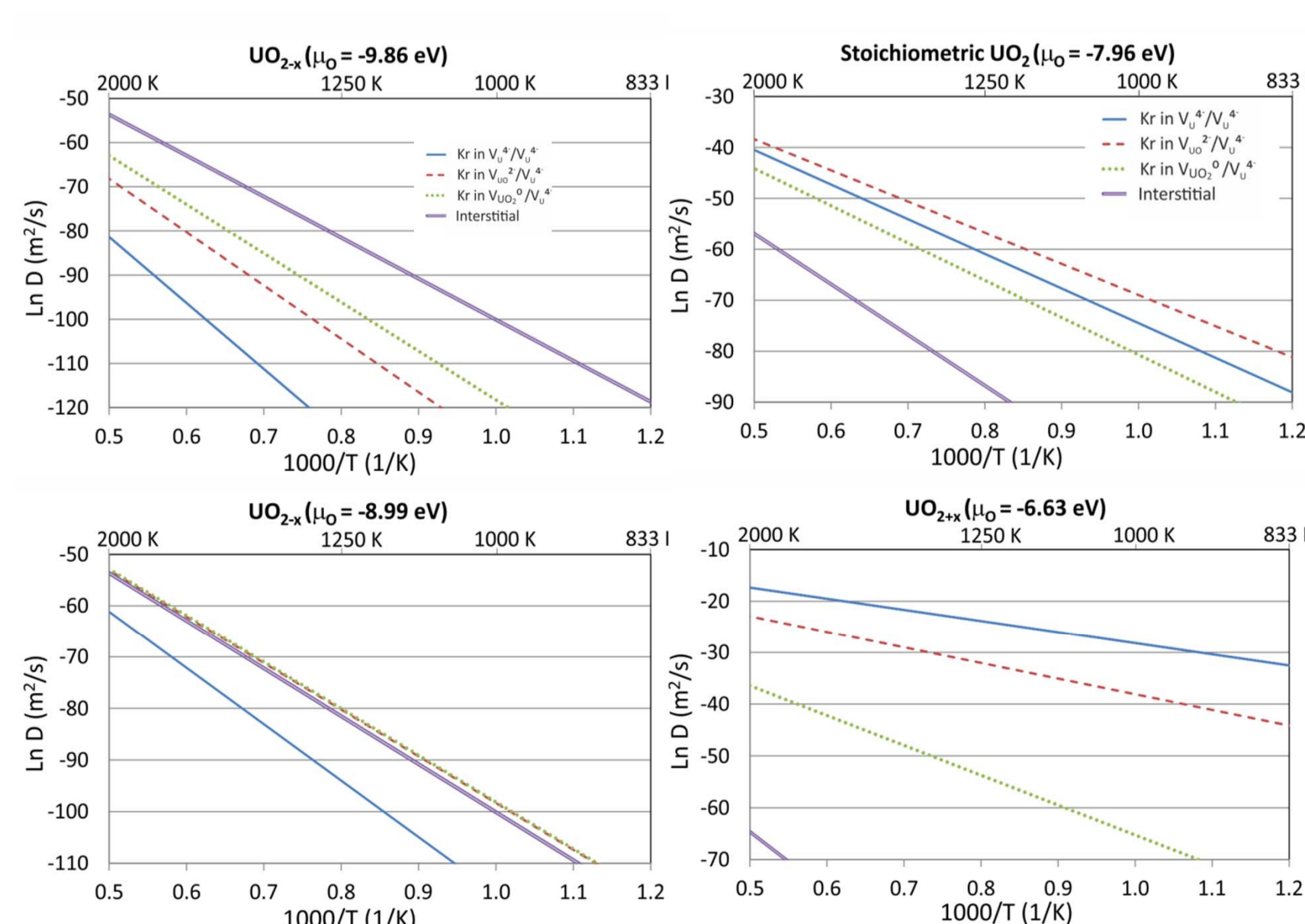
	Kr in $V_U^{4-}/V_U^{4-}$	Kr in $V_{UO_2}^{2-}/V_U^{4-}$	Kr in $V_{UO_2}^0/V_U^{4-}$
model	5-frequency	Catlow	Catlow
rate	$\omega_0 \ll \omega_4$	$\omega_0 < \omega_4$	$\omega_0 \ll \omega_4$
inequalities	$\omega_3 \ll \omega_1 \ll \omega_2$	$\omega_3 \ll \omega_1$	$\omega_1 \ll \omega_3$
equation	17	29	30
$E_i$	2.39	4.08	4.30
$E_B$	-0.54	-1.49	-1.24
$E_f$ O-rich	-1.12	-1.12	-1.12
$E_f$ stoich.	2.68	2.68	2.68
$E_f$ U-rich	6.48	6.48	6.48
$E_R$ O-rich	0.00	0.57	3.03
$E_R$ stoich.	1.33	0.00	0.56
$E_R$ U-rich	4.57	1.34	0.00
$E_a$ O-rich	0.73	2.04	4.97
$E_a$ stoich.	5.86	5.27	6.30
$E_a$ U-rich	12.90	10.41	9.54

O-rich,  $\mu_O = -6.06$  eV  
stoichiometric  $UO_2$ ,  $\mu_O = -7.96$  eV  
U-rich,  $\mu_O = -9.86$  eV



Assisting defect and activation energy depend on O potential

## Diffusion coefficients of Kr in $UO_2$ vs. oxygen potential



### Diffusion mechanism depends on O potential

- $UO_{2-x}$  (-9.86 <  $\mu_O$  < -9.06 eV)  
Kr diffusion by interstitial mechanism  
 $D = 6.40 \times 10^{-8} \times e^{-\frac{E_a}{kT}}$  m<sup>2</sup>/s with  $E_a = 8.01$  eV
- $UO_{2-x}$  (-9.06 <  $\mu_O$  < -8.99 eV)  
Kr diffusion assisted by Bound Schottky defect and  $V_U^{4-}$   
 $D = 5.35 \times 10^{-8} \times e^{-\frac{E_a}{kT}}$  m<sup>2</sup>/s with  $7.80 < E_a < 8.01$  eV
- $UO_2$  (-8.99 <  $\mu_O$  < -7.37 eV)  
Kr diffusion assisted by  $V_{UO_2}^{2-}$  and  $V_U^{4-}$   
 $D = 7.08 \times 10^{-9} \times e^{-\frac{E_a}{kT}}$  m<sup>2</sup>/s with  $4.09 < E_a < 7.80$  eV
- $UO_{2+x}$  (-7.37 <  $\mu_O$  < -6.06 eV)  
Kr diffusion assisted by  $2 V_U^{4-}$   
 $D = 3.07 \times 10^{-7} \times e^{-\frac{E_a}{kT}}$  m<sup>2</sup>/s with  $0.73 < E_a < 4.09$  eV

- Mechanisms and trends with non-stoichiometry similar to previous study of Xe by Andersson [7]
- For  $UO_{2+x}$ : migration assisted by two  $V_U^{4-}$  dominates and  $0.73 < E_a < 4.09$  eV
- Available experimental  $E_a$  (very probably obtained for hyperstoichiometric  $UO_2$ ) are in this interval

## Conclusions

- Determination of diffusion coefficient and corresponding mechanism as a function of non-stoichiometry
- Necessary data for higher scale models and for the interpretation of experimental results on defects and fission gas behaviour

## Perspectives

- Calculation of concerted mechanisms involving O sublattice
- Calculation of entropic contribution
- Combination with literature results and new experimental results as a function of non-stoichiometry
- Application to more complex fuel materials for next generation reactors, in particular mixed oxide (U,Pu) $O_2$
- Need of better empirical potentials: not all calculations needed can be done in DFT+U

## References

- [1] A. Auskern, US Report WAPDPTM-185 (1960)
- [2] A. Michel, PhD Thesis, Université de Caen (2011)
- [3] C. Catlow, Proc. R. Soc. London, Ser. A 364, 473 (1978)
- [4] E. Vathonne *et al.*, Inorg. Chem. 56, 125 (2017)
- [5] H. Mehrer, Diffusion in Solids, Springer Series in solid state sciences 155 (2007)
- [6] M. Dion *et al.*, Phys. Rev. Lett. 2004, 92, 246401 (2004)
- [7] D. Andersson *et al.*, J. Nucl. Mater. 451, 225 (2014)

Acknowledgments: D.A. Andersson, M. Cooper, R. Perriot, C.R. Stanek, LANL  
This research contributes to the Joint Programme on Nuclear Materials (JPNM) of the European Energy Research Alliance (EERA)