



HAL
open science

Coherent Scattering of Near-Resonant Light by a Dense, Microscopic Cloud of Cold Two-Level Atoms: Experiment versus Theory

Stephan Jennewein, Ludovic Brossard, Yvan R. P. Sortais, Antoine Browaeys,
Patrick Cheinet, Jacques Robert, Pierre Pillet

► To cite this version:

Stephan Jennewein, Ludovic Brossard, Yvan R. P. Sortais, Antoine Browaeys, Patrick Cheinet, et al.. Coherent Scattering of Near-Resonant Light by a Dense, Microscopic Cloud of Cold Two-Level Atoms: Experiment versus Theory. *Physical Review A*, 2018, 97, pp.053816. 10.1103/PhysRevA.97.053816 . hal-02407782

HAL Id: hal-02407782

<https://hal.science/hal-02407782>

Submitted on 12 Dec 2019

HAL is a multi-disciplinary open access archive for the deposit and dissemination of scientific research documents, whether they are published or not. The documents may come from teaching and research institutions in France or abroad, or from public or private research centers.

L'archive ouverte pluridisciplinaire **HAL**, est destinée au dépôt et à la diffusion de documents scientifiques de niveau recherche, publiés ou non, émanant des établissements d'enseignement et de recherche français ou étrangers, des laboratoires publics ou privés.

Coherent Scattering of Near-Resonant Light by a Dense, Microscopic Cloud of Cold Two-Level Atoms: Experiment versus Theory

Stephan Jennewein, Ludovic Brossard, Yvan R.P. Sortais, and Antoine Browaeys
*Laboratoire Charles Fabry, Institut d'Optique Graduate School,
CNRS, Université Paris-Saclay, 91127 Palaiseau Cedex, France.*

Patrick Cheinet, Jacques Robert, and Pierre Pillet
*Laboratoire Aimé Cotton, CNRS, Université Paris-Sud, ENS Paris-Saclay,
Université Paris-Saclay, Bâtiment 505, 91405 Orsay, France*

(Dated: September 24, 2019)

We measure the coherent scattering of low-intensity, near-resonant light by a cloud of laser-cooled two-level rubidium atoms with a size comparable to the wavelength of light. We isolate a two-level atomic structure by applying a 300 G magnetic field. We measure both the temporal and the steady-state coherent optical response of the cloud for various detunings of the laser and for atom numbers ranging from 5 to 100. We compare our results to a microscopic coupled-dipole model and to a multi-mode, paraxial Maxwell-Bloch model. In the low-intensity regime, both models are in excellent agreement, thus validating the Maxwell-Bloch model. Comparing to the data, the models are found in very good agreement for relatively low densities ($n/k^3 \lesssim 0.1$), while significant deviations start to occur at higher density. This disagreement indicates that light scattering in dense, cold atomic ensembles is still not quantitatively understood, even in pristine experimental conditions.

The study of near-resonant light scattering in dense atomic ensembles has seen a renewed interest recently with the recognition that it is more subtle than one may think and is relevant for many applications [1]. For example, experiments on hot vapors [2] and dense cold gases [3–5] triggered a debate on the role of correlations between light-induced dipoles due to recurrent scattering [6, 7]. Also, resonant dipole interactions were predicted to prevent the observation of Anderson localization of light in random atomic ensembles [8]. On an applied side, the ultimate resolution of optical clocks may be limited by the interactions between light-induced dipoles during the probing by resonant light [9, 10]. Similarly, the study of quantum degenerate gases requires the measurement of *in situ* properties of dense samples, and the dipole interactions could bias their extraction [11]. Nonetheless, far from being a drawback, dipole interactions could be an asset, allowing for example to build atom-light interfaces with large coupling strength [12–14] or platforms to study topological properties [15], synchronization of dipoles [16], or dissipative spin models (e.g. [17]). Unwanted shifts could even be suppressed when tailoring the spatial arrangement of atoms [9, 18].

All these questions have been investigated mainly using a classical description where each atomic dipole responds linearly to the laser field and the fields scattered by all the other dipoles (see e.g. [3, 4, 19–24]). This coupled-dipole approach was tested in dilute ($n/k^3 \ll 1$, with n the spatial density and k the wavevector of light) cold ensembles of rubidium, using a simplified scalar description of the interaction [22, 25–27], or with strontium, which features a $J = 0 - J = 1$ structure similar to a classical dipole [19, 28]. There the agreement with the theory was satisfactory. However, the case of dense cold atomic

vapors of alkali ($n/k^3 \sim 0.1 - 1$), relevant for the above-mentioned questions, is still problematic as the shift and broadening of the line for increasing density observed in Refs. [3–5] could not be reproduced quantitatively by the coupled-dipole theory. Among explanations suggested for the disagreement are the role of the complex internal structure of the atoms, where complicated internal dynamics could take place [29–31], and the failure of the low-intensity hypothesis for the driving field: in a dense gas, an atom may be saturated by the intense field radiated by a nearby one. Including the saturation requires a density matrix approach, and numerical simulations in the high intensity regime is challenging as the size of the Hilbert space grows exponentially with the number of atoms [17, 18, 32–34].

Here, we address experimentally and theoretically the two limitations raised above. Firstly, we circumvent the problem of the atomic internal structure by producing a dense, laser-cooled ensemble of *two-level* rubidium atoms. To do so, we isolate a two-level structure by applying on the atoms a ~ 300 G magnetic field to lift the degeneracy of the Zeeman manifolds (see Fig. 1). We measure the time-resolved *coherent* (i.e. configuration-averaged) optical response of the cloud to a laser pulse nearly-resonant with that specific transition. Secondly, we investigate the low-intensity assumption by developing a multi-mode Maxwell-Bloch model of the atom-field coupling that can handle any intensity level, although neglecting correlations between dipoles. This model agrees with the coupled-dipole theory, and we validate the low-intensity hypothesis for the values used in the experiment. Finally, comparing theory and experiment, we now find a very good agreement for $n/k^3 \lesssim 0.1$, thus validating the models. For denser clouds, significant deviations

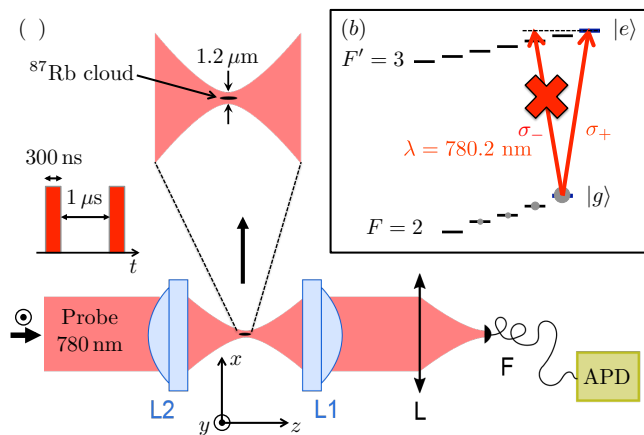


FIG. 1. (a) Experimental setup. The atomic cloud is trapped at the focal point of two aspherical lenses L1 and L2 in a confocal configuration. (L) lens focusing the light into a single-mode fiber (F) connected to an avalanche photodiode (APD). The probe light is polarized along the y direction. (b) Level structure of ^{87}Rb used in the experiment: the magnetic field $B = 310\text{ G}$ isolates a closed two-level transition between $|g\rangle$ and $|e\rangle$, detuned from the closest transition by 12Γ . The σ_- polarization component of the probe field thus does not couple to the transition between $|g\rangle$ and $|e\rangle$.

appear, indicating that state-of-the-art models miss some physical process in the description of light scattering in dense and cold atomic ensembles, even in the pristine experimental conditions investigated here.

Our experimental setup relies on a cloud of rubidium 87 atoms held in a microscopic dipole trap (laser wavelength 940 nm , $1/e^2$ waist $1.2\ \mu\text{m}$, depth 1 mK), with controllable average atom numbers ranging between $\sim 1 - 120$ [4]. The temperature of the cloud is $150\ \mu\text{K}$, resulting in root-mean-square (rms) sizes of the thermal distribution $\sigma_r = 0.3\lambda = 230\text{ nm}$ and $\sigma_z = 1.7\lambda = 1.3\ \mu\text{m}$ in the radial and longitudinal directions ($\lambda = 2\pi/\omega_0 = 780.2\text{ nm}$ is the wavelength of the D2 line of ^{87}Rb with linewidth $\Gamma = 2\pi \times 6\text{ MHz}$). The atoms are initially prepared in a statistical mixture of Zeeman states $M = 0, \pm 1$ of the $F = 1$ hyperfine ground-state manifold. We polarize the sample in $|g\rangle = |5s_{1/2}, F = 2, M = 2\rangle$ by sending a combination of repumping and pumping light, both σ_+ -polarized with respect to the quantization axis set by a magnetic field, and tuned respectively to the $(5s_{1/2}, F = 1)$ to $(5p_{3/2}, F' = 2)$ and $(5s_{1/2}, F = 2)$ to $(5p_{3/2}, F' = 2)$ transitions. During this 1 ms pumping period, the magnetic field is set to $\sim 5\text{ G}$. We then lift the degeneracy of the Zeeman structures both in the $5s_{1/2}$ and $5p_{3/2}$ manifolds by increasing within 10 ms the magnetic field to 310 G . This value is chosen to ensure that atoms in states other than $|g\rangle$ are spectators with respect to the driving field and that the light scattered by atoms in state $|g\rangle$ does not drive any transition other than the one between $|g\rangle$ and $|e\rangle = |5p_{3/2}, F' = 3, M' = 3\rangle$ [35]. We have mea-

sured that 80% of the atoms are in state $|g\rangle$ at the end of this polarization procedure, while the temperature remains unaffected. As a consequence, our largest two-level atom peak density is $n = N/[(2\pi)^{3/2}\sigma_r^2\sigma_z] \approx 10^{14}\text{ cm}^{-3}$, corresponding to $n/k^3 \approx 0.15$. Here N is the number of atoms in $|g\rangle$.

To probe the coherent optical response of the cloud, we use a laser beam (frequency ω) focused by a second aspherical lens (L2 in Fig. 1a) in a confocal configuration with respect to the one used to focus the dipole trap beam (L1) [4]. The probe at the position of the atomic cloud has a $1/e^2$ beam radius $1.20 \pm 0.05\ \mu\text{m}$. It is linearly polarized along the y axis, *i.e.* perpendicular to the magnetic field. In this way only the σ_+ -component of the probe field drives the transition from $|g\rangle$ to $|e\rangle$. The probe intensity is kept low ($I/I_{\text{sat}} \approx 0.02$, with $I_{\text{sat}} = 1.65\text{ mW}\cdot\text{cm}^{-2}$). The transmitted part of the probe field, sum of the laser field and of the field scattered by the cloud, is coupled to a single-mode fiber connected to an avalanche photodiode (APD) operating in the single-photon counting mode. We therefore measure the overlap of the transmitted field $\mathbf{E}(\mathbf{r}, t)$ with the mode of the fiber, assumed to be proportional to the laser field $\mathbf{E}_L(\mathbf{r})$. As the field in the forward direction is dominated by its *coherent* part at low intensity [36], we access the modulus square of the coherent transfer function $S(t, \omega) = \int \langle \mathbf{E}(\mathbf{r}, t, \omega) \cdot \mathbf{E}_L^*(\mathbf{r}) \rangle dA / \int |\mathbf{E}_L(\mathbf{r})|^2 dA$, with $\langle \cdot \rangle$ denoting a configuration average. The integral is performed over the area of the lens (L1). This detection scheme is time resolved and allows studying the dynamics of the scattering. During the probing, the probe light is periodically switched on (for 300 ns) and off 1000 times, and interleaved with off and on periods (duration $1\ \mu\text{s}$ each) of recapturing of the cloud in the trap. This recycling of the same cloud of atoms (although with different spatial positions) keeps heating and atom losses to less than 5%. The 1000 -pulse sequence is repeated 200 times, each time with a new sample.

Figure 2 shows typical temporal signals recorded at the APD with and without atoms in the trap. In the presence of atoms, we observe the build-up of the destructive interference between the laser field and the coherent field of the cloud due to its progressive polarization. The signal then reaches a plateau, which defines empirically the steady-state regime. Finally, for some parameters, we observe an after-pulse of coherent light after switching off the probe laser. This pulse, which we did not see in our previous work using unpolarized sample [4], has been observed before in dilute gases [37–39]: it corresponds to the propagation of the field coherently scattered by the atoms.

Integrating the signal over 150 ns of the steady-state plateau (grey area in Fig. 2) and normalizing to the signal detected without atoms yields the steady-state coherent transfer function. We measured this function for various detunings $\Delta = \omega - \omega_0$ across the resonance of

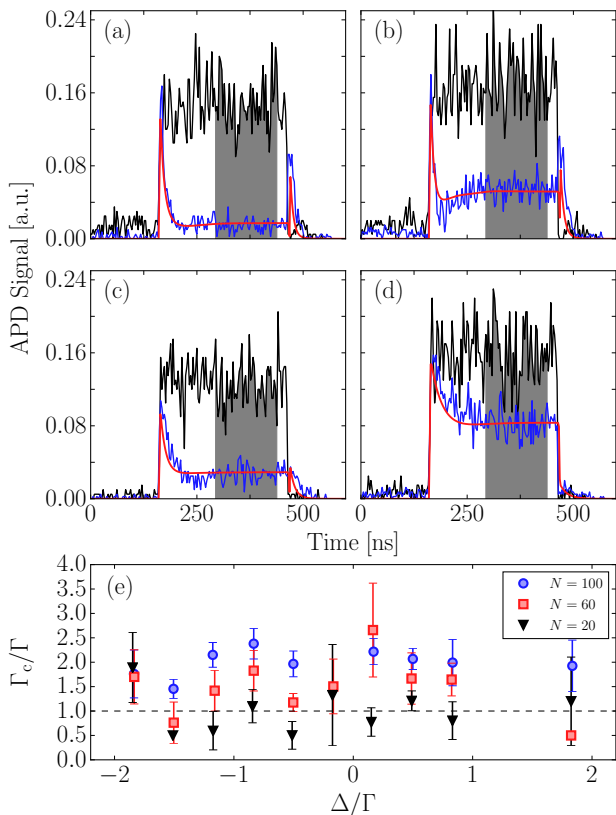


FIG. 2. (a-d) Examples of temporal responses of the cloud during and after illumination as measured by the APD, for various detunings and atom numbers. Black line: signal detected in the absence of atoms. Blue line: response in the presence of atoms. Red line: prediction of the time-dependent Maxwell-Bloch model (see text). (a) ($N = 100, \Delta = -0.14\Gamma$), (b) ($N = 100, \Delta = -1.15\Gamma$), (c) ($N = 60, \Delta = -0.5\Gamma$), (d) ($N = 20, \Delta = -0.12\Gamma$). The time bin of the detection is 1.5 ns. (e) Decay rate Γ_c deduced from the fit of the temporal responses using Eq. (1), as a function of the detuning Δ for various atom numbers. Error bars are from the fit.

the $|g\rangle$ to $|e\rangle$ transition and for N ranging from 5 to 100 (see Fig. 3a). To compare the results to the multi-level case of unpolarized samples [4], we fit the data by a Lorentzian profile (not shown). This approach, although phenomenological, allows extracting a line shift, a line width and an amplitude. Qualitatively, these parameters feature the same behavior with the atom number as in the multi-level case, *i.e.* the shift and the broadening increase linearly with N and the amplitude saturates. However the slope of the shift is about 2 times larger for the two-level atom case and the saturation of the amplitude occurs at lower N . This suggests that the internal atomic structure plays a role in the scattering.

We also fit the temporal response during the laser pulse by a phenomenological function

$$\mathcal{S}(t) = A \left| 1 - \frac{B}{1 + 2i \frac{\Delta - \Delta_c}{\Gamma_c}} (1 - e^{-i(\Delta - \Delta_c)t - \frac{\Gamma_c}{2}t}) \right|^2, \quad (1)$$

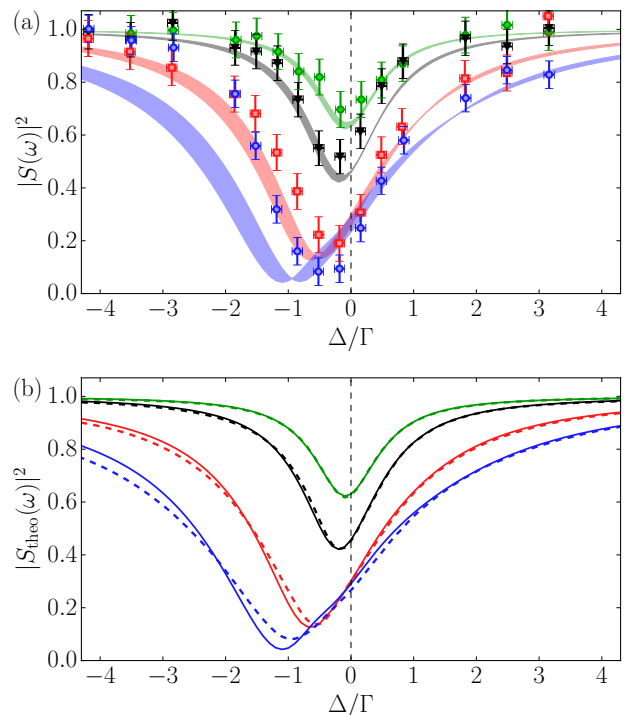


FIG. 3. (a) Transfer function $|S(\omega)|^2$ as a function of the detuning of the probe light for an ensemble of N two-level atoms, for various atom numbers. (Green, black, red, blue): $N = (10, 20, 60, 100)$. Error bars are 2 s.e.m. The thick solid lines are the results of the multi-mode Maxwell-Bloch model (see text), *with no adjustable parameters*. The thickness of the lines reflects the uncertainties on the cloud sizes and on the waist of the probe laser (rms sizes σ_r and σ_z increased respectively by 10% and 20%, and probe waist to $1.25 \mu\text{m}$). (b) Comparison between the multi-mode Maxwell-Bloch model (dashed lines) and the coupled-dipole model (solid lines) for the same parameters and atom numbers as in (a).

with A , B , Δ_c and Γ_c as free parameters, assuming that at a given detuning the laser excites only one eigenmode of the interacting dipoles, with a shift Δ_c and width Γ_c . The fit (not shown) is good for all detunings and atom numbers. Figure 2e shows that when N increases, Γ_c becomes larger than the radiative decay rate of independent atoms by a factor ~ 2 . This indicates that the laser mainly couples to super-radiant states involving a few atoms only (see Fig. 2 of [24]), as is also observed in dilute cold atomic clouds [26, 27].

In order to model our data, we generalize the Maxwell-Bloch treatment of the propagation of a light field in a medium consisting of N two-level atoms [30, 34, 40] to the multi-mode case to account for the diffraction by the microscopic cloud. The derivation of the equations, starting from the master equation ruling the time-dependent density operator $\sigma(t)$ of the atomic ensemble, are detailed in [35]. They govern the evolution of the atomic coherences and populations of each atom in the presence of a driving field and of dipole-dipole in-

interactions [41]. We then use a continuous medium approximation, *i.e.* we perform a configuration averaging: we introduce the average coherence $\sigma_{ge}(\mathbf{r}, t)$, the average population $\sigma_{ee}(\mathbf{r}, t)$ and the slowly-varying *coherent* field amplitude $\Omega_+(\mathbf{r}, t) = d\langle \mathbf{E}^*(\mathbf{r}, t) \cdot \mathbf{e}_+ \rangle \exp(ikz)/\hbar$ propagating through the atomic sample at position \mathbf{r} (d is the transition dipole and the unit vector \mathbf{e}_+ defines the σ_+ -polarization [35]). We account for the quasi one-dimensional shape of the cloud and demonstrate that $\Omega_+(\mathbf{r}, t)$ fulfills a paraxial equation. Finally, we include the diffraction by decomposing the coherent field onto the Laguerre-Gauss basis: $\Omega_+(\mathbf{r}, t) = \sqrt{\frac{\pi w^2}{2}} \sum_{q=0}^{\infty} \Omega_+^{(q)}(z, t) \text{LG}_q(r, z)$ (r, z are cylindrical coordinates) [35]. In the *low intensity regime*, we obtain a set of equations coupling the slowly-varying, average coherence $\tilde{\sigma}_{ge}(z, t) = \sigma_{ge}(z, t) \exp(ikz)$ and the $\Omega_+^{(q)}(z, t)$ component of the coherent field:

$$\begin{aligned} \frac{\partial \tilde{\sigma}_{ge}}{\partial t} &= -\left(\frac{\Gamma}{2} + i\Delta\right) \tilde{\sigma}_{ge} - i \sqrt{\frac{\pi w^2}{2}} \sum_{p=0}^{\infty} f_p(z) \frac{\Omega_+^{(p)}}{2}, \quad (2) \\ \frac{\partial \Omega_+^{(q)}}{\partial z} + \frac{1}{c} \frac{\partial \Omega_+^{(q)}}{\partial t} &= -i \sqrt{\frac{2}{\pi w^2}} \frac{3\pi}{2k^2} \Gamma n \tilde{\sigma}_{ge} f_q^*(z) e^{-\frac{z^2}{2\sigma_z^2}}, \quad (3) \end{aligned}$$

with the initial conditions $\Omega_+(r, z = -\infty, t) = \Omega_L(r, z = -\infty, t)$ (the laser field). The functions $f_q(z)$ are overlap integrals: $f_q(z) = \int_0^{\infty} \exp\left(-\frac{r^2}{2\sigma_r^2}\right) \text{LG}_q(r, z) 2\pi r dr$. The steady-state response is solution of the equations:

$$\frac{d\Omega_+^{(q)}}{dz} = -\frac{3\Gamma n}{4(k\sigma_r)^2} \frac{f_q^*(z)}{\Gamma + 2i\Delta} e^{-\frac{z^2}{2\sigma_z^2}} \sum_{p=0}^{\infty} f_p(z) \Omega_+^{(p)}, \quad (4)$$

where we have found that the sum can be truncated after 10 modes for our experimental situation. In this model, $|\Omega_+^{(0)}(z, t)|^2$ corresponds to the signal measured by the single-mode, fibered APD. The equations for the *high intensity regime* are given in [35]. They rely on an approximation neglecting the correlations between the coherences and populations of different atoms.

We now compare the predictions of our model to a simulation of the coupled-dipole equations [3, 4, 19, 22, 25–27] (see [35] for the equations in our geometry). Figure 3b shows the results of both models for N ranging from 5 to 100. For $N \leq 60$ ($n/k^3 \lesssim 0.1$), they feature excellent agreement, confirming the validity of our multi-mode Maxwell-Bloch model in the weak intensity limit. For $N \geq 60$, residual deviations between the two models appear. They are expected, as we approach the limits of validity of the continuous model ($n/k^3 \lesssim 0.2$) [42]. Last, to investigate the validity of the low-intensity limit, we solve the equations of the high intensity regime given in [35] for the saturation parameter $I/I_{\text{sat}} = 0.02$ used in the experiment. The results are indistinguishable from

the solutions of Eq. (4). Deviations between the predictions of the low and high-intensity regime start to occur for $I/I_{\text{sat}} \gtrsim 1$, as would be the case for non-interacting atoms. This fact indicates that the saturation of an atom by the field radiated by a nearby one is not relevant. Equivalently this means that sub-radiant modes, which may be saturated even at low intensity since the associated saturation intensity scales with the decay rate, play a negligible role.

We finally compare our model to the measurements of the steady-state and temporal coherent response of the cloud. As the multi-mode Maxwell-Bloch approach agrees with the coupled-dipole model for the experimental parameters, we are in fact comparing both models to the data. Figure 3a shows the results of the Maxwell-Bloch model together with the data in steady state. Contrarily to our previous work on unpolarized samples [4], we observe here a good agreement between the data and the model *with no adjustable parameters* for $N \lesssim 60$, indicating that light scattering is quantitatively understood for $n/k^3 \lesssim 0.1$. For denser clouds, the theory matches the data on the blue side of the resonance but deviates significantly on the red side. This discrepancy for $n/k^3 \gtrsim 0.1$ suggests that extra physical effects must be included to reproduce quantitatively the experiment. To study the dynamics of the transfer function during and after the pulse (see examples in Fig. 2) we solve the time-dependent set of equations (2,3). Examples of results are shown as solid lines in Fig. 2, together with the data. We observe that all features of the dynamics are reproduced by the model, in particular the flash of light appearing after the probe laser has been turned off [43].

In conclusion, we have studied the coherent optical response of a dense cloud of cold, two-level atoms excited in the low-intensity regime near an atomic resonance. We have compared the experiment with a model based on a multi-mode Maxwell-Bloch approach. This model agrees with the coupled-dipole model, which validates the low-intensity assumption, and is able to reproduce quantitatively the measured temporal and steady-state response for $n/k^3 \lesssim 0.1$. For $n/k^3 \gtrsim 0.1$, we observe discrepancies with both models. Owing to the clean experimental situation with the isolation of two-level atomic structure, the only remaining extra effect is probably the residual motion of the atoms, perhaps enhanced by the forces between atoms. This finding calls for more theoretical studies (e.g. using the formalism developed in [28]), as it is key to the realization of the proposals mentioned in the introduction.

We thank J.-J. Greffet, J. Ruostekoski, T. Gallagher, D. Comparat and E. Arimondo for discussions. We acknowledge support by the ‘‘Investissements d’Avenir’’ LabEx PALM (project ECONOMIQUE) by the Région Île-de-France in the framework of DIM Nano-K (project LISCOLEM), and by the EU (Grant No. H2020 FET-PROACT Project RySQ).

-
- [1] W. Guérin, M.T. Rouabah and R. Kaiser, Light interacting with atomic ensembles: collective, cooperative and mesoscopic effects, *J. Mod. Optics* **64** (2016).
- [2] J. Keaveney, A. Sargsyan, U. Krohn, I.G. Hughes, D. Sarkisyan and C.S. Adams, Cooperative Lamb shift in an atomic vapor layer of nanometer thickness, *Phys. Rev. Lett.* **108**, 173601 (2012).
- [3] J. Pellegrino *et al.*, Observation of suppression of light scattering induced by dipole-dipole interactions in a cold atom ensemble, *Phys. Rev. Lett.* **113**, 133602 (2014).
- [4] S. Jennewein, M. Besbes, N.J. Schilder, S.D. Jenkins, C. Sauvan, J. Ruostekoski, J.-J. Greffet, Y.R.P. Sortais and A. Browaeys, Coherent scattering of near-resonant light by a dense microscopic cold atomic cloud, *Phys. Rev. Lett* **116**, 233601 (2016).
- [5] L. Corman, J.-L. Ville, R. Saint-Jalm, M. Aidelsburger, T. Bienaimé, S. Nascimbène, J. Dalibard and J. Beugnon, Transmission of near-resonant light through a dense slab of cold atoms, *Phys. Rev. A* **96**, 053629 (2017).
- [6] J. Javanainen, J. Ruostekoski, Y. Li and S.-M. Yoo, Shifts of a resonance line in a dense atomic sample, *Phys. Rev. Lett.* **112**, 113603 (2014).
- [7] J. Javanainen and J. Ruostekoski, Light propagation beyond the mean-field theory of standard optics, *Optics Express*, **24**, 993 (2016).
- [8] S.E. Skipetrov and I.M. Sokolov, Absence of Anderson Localization of Light in a Random Ensemble of Point Scatterers, *Phys. Rev. Lett.* **112**, 023905 (2014).
- [9] D.E. Chang, J. Ye, and M.D. Lukin, Controlling dipole-dipole frequency shifts in a lattice-based optical atomic clock, *Phys. Rev. A* **358**, 023810 (2004).
- [10] S.L. Campbell *et al.*, A Fermi-degenerate three-dimensional optical lattice clock, *Science* **69**, 90 (2017).
- [11] L. Chomaz, L. Corman, T. Yefsah, R. Desbuquois and J. Dalibard, Absorption imaging of a quasi-two-dimensional gas: a multiple scattering analysis, *New J. Phys.* **14**, 055001 (2012).
- [12] R.J. Bettles, S.A. Gardiner and C.S. Adams, Cooperative ordering in lattices of interacting two-level dipoles, *Phys. Rev. A* **92**, 063822 (2015).
- [13] R.J. Bettles, S.A. Gardiner and C.S. Adams, Enhanced optical cross section via collective coupling of atomic dipoles in a 2D array, *Phys. Rev. Lett.* **116**, 103602 (2016).
- [14] E. Shahmoon, D.S. Wild, M.D. Lukin and S.F. Yelin, Cooperative resonances in light scattering from two-dimensional atomic arrays *Phys. Rev. Lett.* **118**, 113601 (2017)
- [15] J. Perczel *et al.*, Topological quantum optics in two-dimensional atomic arrays, arXiv:1703.04849.
- [16] B. Zhu, J. Schachenmayer, M. Xu, F. Herrera, J.G. Restrepo, M.J. Holland and A.M. Rey, Synchronization of interacting quantum dipoles, *New J. Phys.* **17** 083063 (2015).
- [17] S. Krämer and H. Ritsch, Generalized mean-field approach to simulate the dynamics of large open spin ensembles with long range interactions, *Eur. Phys. J. D* **69**, 282 (2015).
- [18] S. Krämer, L. Ostermann and H. Ritsch, Optimized geometries for future generation optical lattice clocks, *Eur. Phys. Lett.* **114**, 14003 (2016).
- [19] S.L. Bromley *et al.*, Collective atomic scattering and motional effects in a dense coherent medium, *Nat. Comm.* **7**, 11039 (2016).
- [20] O. Morice, Y. Castin and J. Dalibard, Refractive index of a dilute Bose gas, *Phys. Rev. A* **51**, 3896 (1995).
- [21] J. Ruostekoski and J. Javanainen, Quantum field theory of cooperative atom response: Low light intensity, *Phys. Rev. A* **55**, 513 (1997).
- [22] T. Bienaimé, S. Bux, E. Lucioni, Ph.W. Courteille, N. Piovella and R. Kaiser, *Phys. Rev. Lett.* **104**, 183602 (2010).
- [23] S. Jenkins, J. Ruostekoski, J. Javanainen, S. Jennewein, R. Bourgain, J. Pellegrino, Y.R.P. Sortais and A. Browaeys, Collective resonance fluorescence in small and dense atom clouds: Comparison between theory and experiment, *Phys. Rev. A* **94**, 023842 (2016).
- [24] N.J. Schilder, C. Sauvan, J.-P. Hugonin, S. Jennewein, Y.R.P. Sortais, A. Browaeys and J.-J. Greffet, Role of polaritonic modes on light scattering from a dense cloud of atoms, *Phys. Rev. A* **93**, 063835 (2016).
- [25] H. Bender *et al.*, Observation of cooperative Mie scattering from an ultracold atomic cloud, *Phys. Rev. A* **82**, 011404 (2010).
- [26] S.J. Roof, K.J. Kemp and M.D. Havey, I.M. Sokolov, Observation of single-photon superradiance and the cooperative Lamb shift in an extended sample of cold atoms, *Phys. Rev. Lett* **117**, 073003 (2016).
- [27] M.O. Araújo, I. Kresic, R. Kaiser, W. Guérin, Superradiance in a large cloud of cold atoms in the linear-optics regime, *Phys. Rev. Lett* **117**, 073002 (2016).
- [28] B. Zhu, J. Cooper, J. Ye and A.M. Rey, Light scattering from dense cold atomic media, *Phys. Rev. A* **94**, 023612 (2016).
- [29] C.A. Müller, T. Jonckheere, Ch. Miniatura and D. Delande, Weak localization of light by cold atoms: The impact of quantum internal structure, *Phys. Rev. A* **64**, 053804 (2001).
- [30] M. Kiffner, M. Macovei, J. Evers and C.H. Keitel, Vacuum-induced processes in multilevel atoms, *Progress in Optics* **55**, 85 (2010).
- [31] E. Munro, A. Asenjo-Garcia, Y. Lin, L.C. Kwek, C.A. Regal, D.E. Chang, Population mixing due to dipole-dipole interactions in a 1D array of multilevel atoms, arXiv:1712.02061.
- [32] L. Ostermann, H. Zoubi, and H. Ritsch, Cascaded collective decay in regular arrays of cold trapped atoms, *Optics Express* **20**, 29634 (2012).
- [33] R. Jones, R. Saint and B. Olmos, Far-field resonance fluorescence from a dipole-interacting laser-driven cold atomic gas, *J. Phys. B: At. Mol. Opt. Phys.* **50**, 014004 (2017).
- [34] M.T. Manzoni, D.E. Chang, J.S. Douglas, Simulating quantum light propagation through atomic ensembles using matrix product states, *Nature Commun.* **8**, 1743 (2017).
- [35] See Supplemental Material.
- [36] In the forward direction, $\langle |\mathbf{E}_L + \mathbf{E}_{sc}|^2 \rangle = |\mathbf{E}_L|^2 + 2\mathbf{E}_L \cdot \langle \mathbf{E}_{sc} \rangle + \langle |\mathbf{E}_{sc}|^2 \rangle \approx |\mathbf{E}_L|^2 + 2\mathbf{E}_L \cdot \langle \mathbf{E}_{sc} \rangle$, as the scattered field $|\langle \mathbf{E}_{sc} \rangle| \ll |\mathbf{E}_L|$ in the weak driving limit.
- [37] K. Toyoda, Y. Takahashi, K. Ishikawa, and T. Yabuzaki, Optical free-induction decay of laser-cooled ^{85}Rb , *Phys. Rev. A* **56**, 1564 (1997).
- [38] M. Chalony, R. Pierrat, D. Delande and D. Wilkowski, Coherent flash of light emitted by a cold atomic cloud,

- [Phys. Rev. A **84**, 011401 \(2011\).](#)
- [39] R. J. Bettles, T. Illieva, H. Busche, P. Huillery, S. W. Ball, M. P. A. Jones, and C. S. Adams, Interference between collective modes in single-photon superradiance, in preparation.
- [40] M. Gross et S. Haroche, Superradiance: an essay on the theory of collective spontaneous emission, Phys. Report **93**, 301 (1982).
- [41] In the limit of a weak driving field, the equations on the N coherences σ_{ge}^j of each atom are equivalent to the coupled-dipole equations.
- [42] We have checked by solving the coupled-dipole equations that the incoherent scattering (not included in the Maxwell-Bloch model) is negligible, and thus cannot explain the discrepancies between the two models for $N \geq 60$.
- [43] In the simulation the only free parameters are the overall amplitude and the detuning, which is chosen such that the theoretical steady-state transmission matches the measured one.

Supplemental Material: Coherent Scattering of Near-Resonant Light by a Dense, Microscopic Cloud of Cold Two-Level Atoms: Experiment versus Theory

Stephan Jennewein, Ludovic Brossard, Yvan R.P. Sortais, and Antoine Browaeys

*Laboratoire Charles Fabry, Institut d'Optique Graduate School,
CNRS, Université Paris-Saclay, 91127 Palaiseau Cedex, France.*

Patrick Cheinet, Jacques Robert, and Pierre Pillet

*Laboratoire Aimé Cotton, CNRS, Université Paris-Sud, ENS Paris-Saclay,
Université Paris-Saclay, Bâtiment 505, 91405 Orsay, France*

(Dated: September 24, 2019)

This Supplemental Material contains four Sections. In the first one we give more details about the choice of the magnetic field at which we perform the light scattering experiment. In Section II we detail the multi-mode Maxwell Bloch model and derive Eq.(1-3) of the main text. This part deals with the low intensity regime. In Section III, we give the expressions valid for any intensity of the driving field. In the last Section, we derive the coupled dipoles equations for our particular experimental configuration.

I. CHOICE OF THE MAGNETIC FIELD FOR POLARIZING THE ATOMIC SAMPLE

The value of the final magnetic field (310 G) at which we perform the experiment is governed by two considerations. First, we want that the atoms remaining in Zeeman states $|5s_{1/2}, F = 2, M \neq 2\rangle$ do not interact with a probe laser tuned on the transition from $|g\rangle = |5s_{1/2}, F = 2, M = 2\rangle$ to $|e\rangle = |5p_{3/2}, F' = 3, M' = 3\rangle$. This requires that the closest σ_+ -transition frequency is detuned by several linewidths Γ ($\Gamma = 2\pi \times 6$ MHz for the D2 transition) due to the Zeeman splitting. We have calculated the frequency of the various optical transitions in our regime, intermediate between Zeeman and Paschen-Back, and found that the nearest σ_+ -transition is detuned by 12Γ for a field of 310 G, thus making the atoms in states other than $|g\rangle$ spectators. The second consideration comes from the dipole-dipole interaction itself: we want that the field elastically scattered by any atoms of the cloud at a given position (and thus with any possible polarization) does not drive any transition other than the one between $|g\rangle$ and $|e\rangle$ (see Fig. 1(b) of the main text). This implies that the magnetic splitting is larger than the dipole-dipole transition strength, which is here as large as 3Γ (see Fig. 3 of the main text). For 310 G the transition between $|g\rangle$ and $|5p_{3/2}, F' = 3, M' = 2\rangle$ is detuned by 70Γ with respect to the transition between $|g\rangle$ and $|e\rangle$, thus fulfilling the criterion.

II. DERIVATION OF THE MULTI-MODE MAXWELL-BLOCH MODEL: LOW INTENSITY CASE.

In this Section, we derive the multi-mode Maxwell-Bloch model that leads to Eqs.(1-3) of the main text. In particular, we demonstrate that the coherent (*i.e.* configuration averaged) field $\Omega_+(r, z, t)$ is solution of a paraxial equation (Eq. 22), a fact which is usually imposed without demonstration. We consider here mainly the regime of low intensity of the driving field, leaving the high-intensity regime to Sec. III.

The model starts from the master equation ruling the density operator $\sigma(t)$ describing a collection of N , two-level atoms with ground and excited states $|g\rangle$ and $|e\rangle$ respectively (transition frequency ω_0) [1, 2] in interaction with the modes of the vacuum field. In interaction representation this equation reads, in the absence of driving field:

$$\begin{aligned} \frac{d\sigma(t)}{dt} = & -\frac{\Gamma}{2} \sum_{j=1}^N [r_j^+ r_j^-, \sigma(t)]_+ - 2r_j^- \sigma(t) r_j^+ \\ & - \frac{3}{8} \Gamma \sum_{l \neq j} \left(r_j^+ r_l^- \sigma(t - \frac{R_{jl}}{c}) - r_l^- \sigma(t - \frac{R_{jl}}{c}) r_j^+ \right) \left(-i \frac{1 + \cos^2 \theta_{jl}}{kR_{jl}} - (1 - 3 \cos^2 \theta_{jl}) \frac{kR_{jl} + i}{(kR_{jl})^3} \right) \exp(ikR_{jl}) \\ & + \frac{3}{8} \Gamma \sum_{l \neq j} \left(r_j^- r_l^+ \sigma(t - \frac{R_{jl}}{c}) - r_l^+ \sigma(t - \frac{R_{jl}}{c}) r_j^- \right) \left(i \frac{1 + \cos^2 \theta_{jl}}{kR_{jl}} - (1 - 3 \cos^2 \theta_{jl}) \frac{kR_{jl} - i}{(kR_{jl})^3} \right) \exp(-ikR_{jl}) . \end{aligned} \quad (1)$$

Here, $[\cdot, \cdot]_+$ is the anti-commutator of two operators, Γ is the decay rate of state $|e\rangle$, related to the dipole matrix element d between $|e\rangle$ and $|g\rangle$ by $\Gamma = \frac{k^3 d^2}{3\pi\epsilon_0 \hbar}$, with $k = \omega_0/c$. The atoms j and l are located at positions \mathbf{R}_j and \mathbf{R}_l respectively, and the inter-particle distance is $R_{jl} = |\mathbf{R}_{jl}|$, with $\mathbf{R}_{jl} = \mathbf{R}_l - \mathbf{R}_j$. Also θ_{jl} is the angle between the vector \mathbf{R}_{jl} and the quantization axis \mathbf{e}_x (see geometry in Fig. 1(a) of the main text). The atomic dipoles are circularly polarized (σ_+) in the yz plane. Finally, the raising and lowering operators r_j^\pm for atom j are defined as: $r_j^+ = |e\rangle_j \langle g|_j$ and $r_j^- = |g\rangle_j \langle e|_j$. These equations are established by choosing the quantization axis as the direction of the applied magnetic field: the angular dependence would be different with the quantization axis along the propagation axis.

When deriving Eq. (1), we have used the Born approximation, which means that only one spontaneous emission event occurs during the characteristic time of the evolution of the system $\sim 1/(N\Gamma)$. However, we kept the retarded times $t - R_{jl}/c$, *i.e.* we did not performed the Markov approximation. This leads to the simple form of the Maxwell-Bloch equations (Eq.(1-3) of the main text), that would not be possible to obtain without keeping them.

We obtain the density operator for the atom j by tracing over the $l \neq j$ other atoms, $\sigma^j(t) = \text{Tr}_{l \neq j}[\sigma(t)]$, hence:

$$\begin{aligned} \frac{d\sigma^j}{dt}(t) = & -\frac{\Gamma}{2} ([r_j^+ r_j^-, \sigma^j(t)]_+ - 2r_j^- \sigma^j(t) r_j^+) \\ & + i \frac{3}{8} \Gamma \sum_{l \neq j} \left[\sigma_{eg}^l(t - \frac{R_{jl}}{c}) r_j^+, \sigma^j(t - \frac{R_{jl}}{c}) \right] \left(\frac{1 + \cos^2 \theta_{jl}}{kR_{jl}} + (1 - 3 \cos^2 \theta_{jl}) \frac{1 - ikR_{jl}}{(kR_{jl})^3} \right) \exp(ikR_{jl}) \\ & + i \frac{3}{8} \Gamma \sum_{l \neq j} \left[\sigma_{ge}^l(t - \frac{R_{jl}}{c}) r_j^-, \sigma^j(t - \frac{R_{jl}}{c}) \right] \left(\frac{1 + \cos^2 \theta_{jl}}{kR_{jl}} + (1 - 3 \cos^2 \theta_{jl}) \frac{1 + ikR_{jl}}{(kR_{jl})^3} \right) \exp(-ikR_{jl}) , \end{aligned} \quad (2)$$

with $[\cdot, \cdot]$ the commutator of two operators.

We now add the driving field of the laser $\mathbf{E}_L(\mathbf{r}) = E_L(\mathbf{r})\mathbf{e}_y$ propagating in the direction \mathbf{e}_z with wavevector $k_L = 2\pi/\lambda$. In principle k_L should not be confused with $k = \omega_0/c$. However, as we operate close to the atomic resonance, we will take in the calculations below $k = k_L$. The laser beam having a Gaussian spatial profile,

$$E_L(r, z) = E_0 \frac{1}{1 + iz/z_R} \exp \left[\frac{i}{2} \frac{kr^2}{z - iz_R} \right] \exp(ikz) , \quad (3)$$

with $z_R = kw^2/2$ the Rayleigh distance. (r, z) are the radial and longitudinal cylindrical coordinates.

Also, we define the Rabi frequency associated to the slowly-varying envelope of the laser amplitude by $\Omega_L^* = d(\mathbf{E}_L \cdot \mathbf{e}_+^*) \exp(-ikz)/\hbar$:

$$\Omega_L(r, z) = \Omega_0 \frac{iz_R}{z + iz_R} \exp \left[-\frac{i}{2} \frac{kr^2}{z + iz_R} \right] , \quad (4)$$

with $\mathbf{e}_+ = -(\mathbf{e}_y + i\mathbf{e}_z)/\sqrt{2}$ and $\Omega_0 = -dE_0/\sqrt{2}$. We obtain the equation relating the coherence $\sigma_{ge}^j(t)$ of atom j and the ground and excited populations, $\sigma_{gg}^j(t)$ and $\sigma_{ee}^j(t)$ respectively :

$$\begin{aligned} \frac{d\sigma_{ge}^j(t)}{dt} = & -\left(\frac{\Gamma}{2} + i\Delta\right) \sigma_{ge}^j(t) + i\frac{\Omega_L(r_j, z_j)}{2} \exp(-ikz_j) \left(\sigma_{ee}^j(t - \frac{R_{jl}}{c}) - \sigma_{gg}^j(t - \frac{R_{jl}}{c})\right) \\ & + \frac{3}{8}i\Gamma \sum_{l \neq j} \sigma_{ge}^l(t - \frac{R_{jl}}{c}) \left[\sigma_{ee}^j(t - \frac{R_{jl}}{c}) - \sigma_{gg}^j(t - \frac{R_{jl}}{c})\right] \left[\frac{1 + \cos^2 \theta_{jl}}{kR_{jl}} + (1 - 3\cos^2 \theta_{jl}) \frac{1 + ikR_{jl}}{(kR_{jl})^3}\right] \exp(-ikR_{jl}) , \end{aligned} \quad (5)$$

Similarly, the equation on the excited state population is:

$$\begin{aligned} \frac{d\sigma_{ee}^j(t)}{dt} = & -\Gamma\sigma_{ee}^j(t) + \frac{3}{8}i\Gamma \sum_{l \neq j} \sigma_{eg}^l(t - \frac{R_{jl}}{c}) \sigma_{ge}^j(t - \frac{R_{jl}}{c}) \left[\frac{1 + \cos^2 \theta_{jl}}{kR_{jl}} + (1 - 3\cos^2 \theta_{jl}) \frac{1 - ikR_{jl}}{(kR_{jl})^3}\right] \exp(ikR_{jl}) \\ & - \frac{3}{8}i\Gamma \sum_{l \neq j} \sigma_{ge}^l(t - \frac{R_{jl}}{c}) \sigma_{eg}^j(t - \frac{R_{jl}}{c}) \left[\frac{1 + \cos^2 \theta_{jl}}{kR_{jl}} + (1 - 3\cos^2 \theta_{jl}) \frac{1 + ikR_{jl}}{(kR_{jl})^3}\right] \exp(-ikR_{jl}) \\ & + i\frac{\Omega_L^*(r_j, z_j)}{2} \exp(ikz_j) \sigma_{ge}^j(t) - i\frac{\Omega_L(r_j, z_j)}{2} \exp(-ikz_j) \sigma_{eg}^j(t) . \end{aligned} \quad (6)$$

As explained in the main text, we restrict ourselves to the weak-field limit, hence $\sigma_{ee}^j \approx 0$ and $\sigma_{gg}^j \approx 1$. The model remains valid at high intensity by keeping the equation on the evolution of the population. We do not detail the calculations in the high intensity case, and will just give the results in Sec. III. From now on, we consider the equation on the coherence in *the weak driving field limit*:

$$\frac{d\sigma_{ge}^j(t)}{dt} = -i\frac{\Omega_L(r_j, z_j)}{2} \exp(-ikz_j) - \left(\frac{\Gamma}{2} + i\Delta\right) \sigma_{ge}^j(t) - i\frac{3}{8}\Gamma \sum_{l \neq j} \sigma_{ge}^l(t - \frac{R_{jl}}{c}) f(R_{jl}, \theta_{jl}) \exp(-ikR_{jl}) \quad (7)$$

where we have introduced the function:

$$f(R, \theta) = \frac{1 + \cos^2 \theta}{kR} + (1 - 3\cos^2 \theta) \frac{1 + ikR}{(kR)^3} . \quad (8)$$

As the coherence $\sigma_{eg}^j(t) = [\sigma_{ge}^j(t)]^*$ is related to the complex amplitude of the average dipole of atom j by $\langle d_j(t) \rangle = d\sigma_{eg}^j(t)$, Eqs. (7) in steady-state are identical to the coupled-dipole equations derived from classical electrodynamics (see Sec. IV).

We now introduce the equations for the electromagnetic field. The total field at the location of atom j is the superposition of the laser field and the field radiated by all the other atoms. Expressed in term of the slowly-varying Rabi frequency defined by $\Omega^* = d(\mathbf{E} \cdot \mathbf{e}_+) \exp(-ikz)/\hbar$, the field driving the σ_+ -polarized dipoles is therefore given by :

$$\Omega(\mathbf{R}_j, t) = \Omega_L(r_j, z_j) + \frac{3}{8}\Gamma \exp(ikz_j) \sum_{l \neq j} \sigma_{ge}^l(t - \frac{R_{jl}}{c}) \exp(-ikR_{jl}) f(R_{jl}, \theta_{jl}) . \quad (9)$$

This expression is valid for any amplitude (weak or strong) of the laser field. Decomposing the field into a component Ω_+ propagating in the direction \mathbf{k}_L

$$\Omega_+(\mathbf{R}_j, t) = \Omega_L(r_j, z_j) + \frac{3}{4}\Gamma \exp(ikz_j) \sum_{l < j} \sigma_{ge}^l(t - \frac{R_{jl}}{c}) \exp(-ikR_{jl}) f(R_{jl}, \theta_{jl}) , \quad (10)$$

and Ω_- propagating in the $-\mathbf{k}_L$ direction

$$\Omega_-(\mathbf{R}_j, t) = \frac{3}{4}\Gamma \exp(ikz_j) \sum_{l > j} \sigma_{ge}^l(t - \frac{R_{jl}}{c}) \exp(-ikR_{jl}) f(R_{jl}, \theta_{jl}) , \quad (11)$$

equation (7) becomes:

$$\frac{d\sigma_{ge}^j(t)}{dt} = - \left(\frac{\Gamma}{2} + i\Delta \right) \sigma_{ge}^j(t) - \frac{i}{2} [\Omega_+(r_j, z_j, t) + \Omega_-(r_j, z_j, t)] \exp(-ikz_j) . \quad (12)$$

We performed the calculations presented in this Section keeping both Ω_+ and Ω_- . We have then checked numerically that for our experimental parameters, the field propagating in the direction $-\mathbf{k}_L$ is negligible, and we will therefore use in the following $\Omega(\mathbf{R}_j, t) \approx \Omega_+(\mathbf{R}_j, t)$.

To proceed, we use a continuous medium approximation, i.e. we calculate the configuration average of both σ_{ge}^j and $\Omega_+(\mathbf{R}_j, t)$. In doing so, we explicitly calculate the *coherent* part of the electromagnetic field $\langle \Omega_+ \rangle$ defined by :

$$\langle \Omega_+^*(\mathbf{R}_j, t) \rangle = d \langle (\mathbf{E}(\mathbf{R}_j, t) \cdot \mathbf{e}_+^*) \exp(-ikz_j) \rangle / \hbar .$$

This approximation is consistent with the fact that we measure the field in the forward direction, which is dominated by the coherent part in the low-intensity limit. We therefore neglect the fluctuations of the electromagnetic field around its mean. In order to keep the notations simple in what follows, we will drop the brackets of the configuration average, and call $\Omega_+(r, z, t)$ this *coherent* field (r and z are radial and cylindrical coordinates). Similarly, we replace the coherence σ_{ge}^j by a continuous function $\sigma_{ge}(r, z, t)$. Furthermore, we assume that owing to the cylindrical geometry of the cloud and the fact that the transverse dimension σ_r is much smaller than the laser waist w , the coherence does not depend on the radial coordinate r : $\sigma_{ge}(r, z, t) \approx \sigma_{ge}(z, t)$, making our system effectively one-dimensional. The central idea of the following derivation is to show that the coherent field $\Omega_+(r, z, t)$ fulfills a paraxial equation, which we will derive. In order to do so, we proceed in several steps. First, we introduce the radial average $\bar{\Omega}_+(z, t)$ of the field $\Omega_+(r, z, t)$, with

$$\bar{\Omega}_+(z, t) = \frac{1}{2\pi\sigma_r^2} \int_0^\infty \Omega_+(r, z, t) \exp\left[-\frac{r^2}{2\sigma_r^2}\right] 2\pi r dr . \quad (13)$$

We then replace the sums by integrals involving the spatial density distribution of the cloud (with peak density n), assumed to be Gaussian with rms dimensions σ_r and σ_z in the radial and longitudinal directions respectively:

$$\begin{aligned} \bar{\Omega}_+(z, t) &= \frac{1}{2\pi\sigma_r^2} \int_0^\infty \Omega_L(r, z) \exp\left[-\frac{r^2}{2\sigma_r^2}\right] 2\pi r dr + \frac{n}{2\pi\sigma_r^2} \frac{3}{4} \Gamma \exp(ikz) \\ &\times \int dx dy \exp\left[-\frac{r^2}{2\sigma_r^2}\right] \int_{-\infty}^z dz' \int dx' dy' f(R', \theta') \sigma_{ge}(z', t - \frac{R'}{c}) \exp(-ikR') \exp\left[-\frac{x'^2 + y'^2}{2\sigma_r^2} - \frac{z'^2}{2\sigma_z^2}\right] . \end{aligned} \quad (14)$$

Here, $r = \sqrt{x^2 + y^2}$ and $R' = \sqrt{(x - x')^2 + (y - y')^2 + (z - z')^2}$. Introducing the relative coordinates $X = x - x'$, $Y = y - y'$, and $Z = z - z'$, allows us to re-arrange the integral and finally, using the expression (4) for the Gaussian laser field we obtain:

$$\bar{\Omega}_+(z, t) = \frac{z_R}{z_R - iz + k\sigma_r^2} \Omega_0 + \frac{3\Gamma n}{8} \exp(ikz) \int_{-\infty}^z dz' \sigma_{ge}(z', t - \frac{z - z'}{c}) J(z - z') \exp\left[-\frac{z'^2}{2\sigma_z^2}\right] , \quad (15)$$

with $J(Z)$ a kernel function:

$$J(Z) = \int dX dY f(R', \theta') \exp\left[-\frac{X^2 + Y^2}{4\sigma_r^2} - ikR'\right] , \quad (16)$$

where $R' = \sqrt{X^2 + Y^2 + Z^2}$. After a lengthy calculation, we find an analytical expression for this function:

$$J(z) = \frac{J_1(z)}{2} \left(3 + \frac{1}{2k^2\sigma_r^2} + \frac{k^2 z^2}{4k^4\sigma_r^4} \right) + \frac{i\pi}{k^2} \left(1 + i \frac{z}{2k\sigma_r^2} \right) \exp(-ikz) \quad (17)$$

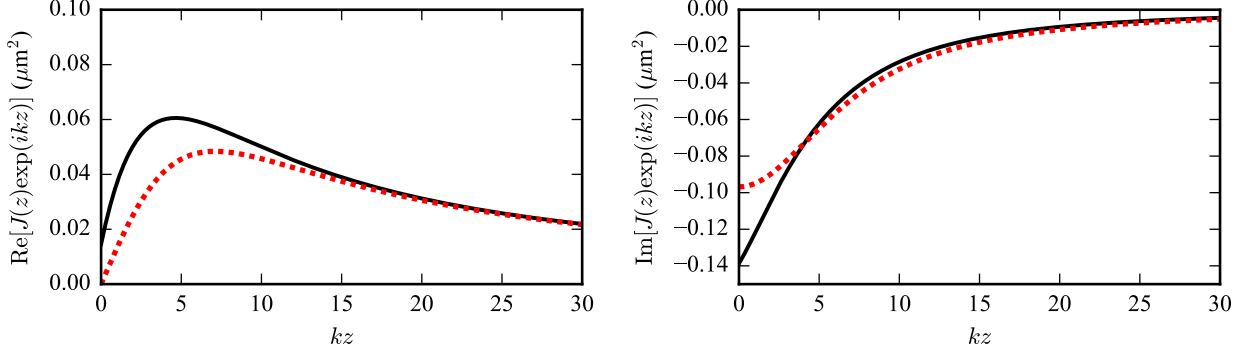


FIG. 1: (Left) Real part of the function $J(z)\exp(ikz)$ for the exact expression (17) (solid black line) and the approximate expression (19) (dotted red line). (Right) Same for the imaginary part.

where

$$J_1(z) = \int_0^\infty \exp\left(-\frac{r^2}{4\sigma_r^2}\right) \frac{\exp(-ik\sqrt{r^2+z^2})}{k\sqrt{r^2+z^2}} 2\pi r dr = \frac{2\pi\sqrt{\pi}}{k} \sigma_r \exp(-k^2\sigma_r^2) \text{Erfc}\left(\frac{|z|}{2\sigma_r} + ik\sigma_r\right) \exp\left(\frac{z^2}{4\sigma_r^2}\right). \quad (18)$$

Using the asymptotic expression $\text{Erfc}(x) \approx \frac{1}{x\sqrt{\pi}} \exp(-x^2)$ for $|x| \gg 1$, and considering the fact that $1/kb \leq 0.1$ for our experimental parameters, we get :

$$J(z) \approx -\frac{2i\pi}{k^2} \frac{b}{b-iz} \exp[-ikz] \text{ with } b = 2k\sigma_r^2. \quad (19)$$

Figure 1 compares the exact expression of the kernel $J(z)$ (Eq.17) to the approximate one of Eq.(19). Both are in excellent agreement for $kz \gtrsim 5$, and deviate at shorter distances. Hence, replacing in Eq.(15) $J(z-z')$ by its approximation (19) is valid when $k|z-z'| \gtrsim 5$. Since the transverse size of the atomic cloud fulfills $k\sigma_r \gtrsim 1$, this is equivalent to $n/k^3 \lesssim 0.2$. For the experiment presented in the main text $n/k^3 \leq 0.15$; we therefore use the approximation (19) from now on. Note that this approximation would break down for denser clouds.

The function $\frac{b}{b-iz}$ can be written as a radial average:

$$\frac{b}{b-iz} = \frac{1}{2\pi\sigma_r^2} \int_0^\infty \exp\left[-\frac{r^2}{2\sigma_r^2}\right] \frac{2b}{b-2iz} \exp\left[-\frac{kr^2}{b-2iz}\right] 2\pi r dr. \quad (20)$$

As a consequence, the above calculation shows that the field $\bar{\Omega}_+(z, t)$ is the radial average of the field

$$\Omega_+(r, z, t) = \Omega_L(r, z) - i \frac{3\pi\Gamma n}{4k^2} \int_{-\infty}^z dz' \sigma_{ge}(z', t - \frac{z-z'}{c}) \frac{2b}{b-2i(z-z')} \exp\left[-\frac{kr^2}{b-2i(z-z')}\right] \exp\left[-\frac{z'^2}{2\sigma_z^2}\right] \exp(ikz'). \quad (21)$$

In this form, one can now check that the coherent field $\Omega_+(r, z, t)$ is solution of a paraxial equation, as advertised above:

$$\frac{\partial \Omega_+(r, z, t)}{\partial z} + \frac{1}{c} \frac{\partial \Omega_+(r, z, t)}{\partial t} - \frac{1}{2ikr} \frac{\partial}{\partial r} \left[r \frac{\partial \Omega_+(r, z, t)}{\partial r} \right] = -i \frac{3\pi}{2k^2} \Gamma n \sigma_{ge}(z, t) \exp\left[-\frac{kr^2}{b} - \frac{z^2}{2\sigma_z^2}\right] \exp(ikz). \quad (22)$$

This equation is generally derived in the plane-wave approximation, which corresponds to large values of the parameter b and $z \ll b$ (see [10] and references therein). Here, we have demonstrated it for an ensemble of two-level atoms, but it could be extended to degenerate two-level systems [11] and to more complex configurations [12, 13]. Importantly, Eq.(22) would still be valid in the strong driving regime. Note also that to reach this equation, it was necessary to

keep the retarded times $t - R/c$ in the Eq.(1): extra terms would have appeared otherwise. This paraxial equation for the field, is coupled to the equation on the coherence:

$$\frac{\partial \sigma_{ge}(z, t)}{\partial t} = - \left(\frac{\Gamma}{2} + i\Delta \right) \sigma_{ge}(z, t) - i \frac{\Omega_+(r, z, t)}{2} \exp(-ikz) , \quad (23)$$

with the initial conditions $\Omega_+(r, z = -\infty, t) = \Omega_L(r, z = -\infty, t)$ and $\sigma_{ge}(z, t = 0) = 0$. However, owing to the radial dependence r , the equations cannot be easily solved.

We then consider the diffraction of the light by the cloud. Diffraction transfers part of the laser light with gaussian spatial profile to higher order Gaussian modes. Mathematically, we thus decompose the field $\Omega_+(r, z, t)$ onto the Laguerre-Gauss modes propagating in the direction \mathbf{k}_L :

$$\Omega_+(r, z, t) = \sqrt{\frac{\pi z_R}{k}} \sum_{q=0}^{\infty} \Omega_+^{(q)}(z, t) \text{LG}_q(r, z) . \quad (24)$$

The expressions of the Laguerre-Gauss modes are:

$$\text{LG}_q(r, z) = \sqrt{\frac{k}{\pi z_R}} \left(\frac{1 + iz/z_R}{1 - iz/z_R} \right)^q \left(\frac{1}{1 - iz/z_R} \right) L_q \left(\frac{kz_R r^2}{z^2 + z_R^2} \right) \exp \left(-\frac{i}{2} \frac{kr^2}{z + iz_R} \right) , \quad (25)$$

with $L_q(r)$ the Laguerre polynomial of order q . The mode $q = 0$ describes the Gaussian mode of the probe field. The cylindrical symmetry of our problem allows us to restrict to the modes with $m = 0$ only. They follow the orthogonality conditions:

$$\int_0^{\infty} \text{LG}_q(r, z) \text{LG}_p^*(r, z) 2\pi r dr = \delta_{p,q} . \quad (26)$$

As a last step, we perform a radial average similar to the one of Eq. (13). Defining the function $f_q(z)$ as [3]:

$$f_q(z) = \int_0^{\infty} \exp \left(-\frac{r^2}{2\sigma_r^2} \right) \text{LG}_q(r, z) 2\pi r dr , \quad (27)$$

and using the fact that the functions $\text{LG}_q(r, z)$ are solutions of a paraxial equation, we reach a set of coupled equations that are now easy to solve numerically:

$$\frac{\partial \tilde{\sigma}_{ge}}{\partial t}(z, t) = - \left(\frac{\Gamma}{2} + i\Delta \right) \tilde{\sigma}_{ge}(z, t) - i \frac{\underline{\Omega}(z, t)}{2} \quad (28)$$

and

$$\frac{\partial \underline{\Omega}_+^{(q)}}{\partial z} + \frac{1}{c} \frac{\partial \underline{\Omega}_+^{(q)}}{\partial t} = -i \sqrt{\frac{2}{\pi w^2}} \frac{3\pi}{2k^2} \Gamma n f_q^*(z) \exp \left(-\frac{z^2}{2\sigma_z^2} \right) \tilde{\sigma}_{ge}(z, t) , \quad (29)$$

with $\tilde{\sigma}_{ge}(z, t) = \sigma_{ge}(z, t) \exp(ikz)$, the slowly-varying coherence and $\underline{\Omega}(z, t)$, the Rabi frequency given by:

$$\underline{\Omega}(z, t) = \sqrt{\frac{\pi w^2}{2}} \frac{1}{2\pi \sigma_r^2} \sum_{p=0}^{\infty} f_p(z) \Omega_+^{(p)}(z, t) , \quad (30)$$

We make the connection with the experimentally measured quantity by noticing that the fibered avalanche photodiode measures the projection of the total field $\Omega_+(r, z, t)$ at the position of the lens onto the Gaussian mode of the single-mode fiber. The avalanche photo-diode therefore measures $|\Omega_+^{(0)}(z, t)|^2$, with z a distance that we take in practice equal to $10\sigma_z$.

Finally, the steady-state response is solution of the coupled differential equations:

$$\frac{d\Omega_+^{(q)}}{dz}(z) = -\frac{3\Gamma n}{4(k\sigma_r)^2} \frac{f_q^*(z)}{\Gamma + 2i\Delta} \exp\left(-\frac{z^2}{2\sigma_z^2}\right) \sum_{p=0}^{\infty} f_p(z)\Omega_+^{(p)}(z). \quad (31)$$

Equation (31) is therefore a continuous version of the coupled-dipole equations used to calculate the optical response of the cloud. However, the number of equations to solve does not depend on the number of atoms N , but only on the number of Laguerre-Gauss modes involved. In practice we have found that 5-10 modes are enough. Therefore, beyond providing a framework, which can be extended to the case of high intensity of the driving field, our model is less demanding computationally than microscopic models, such as the coupled-dipole model.

As a final note, if the longitudinal position of the cloud is displaced by z_0 with respect to the position of the beam waist at $z = 0$, the only modification consists in replacing z by $z - z_0$ only in the $\exp\left(-\frac{z^2}{2\sigma_z^2}\right)$ term in Eq. (31).

III. DERIVATION OF THE MULTI-MODE MAXWELL-BLOCH MODEL: STRONG INTENSITY CASE.

In this Section, we give without derivation the main equations of the model in the strong driving limit. Although they are valid for any intensity of the driving laser, the price to pay is to ignore the correlations between atoms.

The set of equations governing the coherence $\sigma_{ge}(z, t)$, the population $\sigma_{ee}(z, t)$ and the component of the field $\Omega_+^{(q)}$ is (the equation for the field is identical to the one in the low intensity case):

$$\frac{\partial\sigma_{ge}}{\partial t}(z, t) = -\left(\frac{\Gamma}{2} + i\Delta\right) \sigma_{ge}(z, t) - i\frac{\underline{\Omega}(z, t)}{2} \exp(-ikz)[1 - 2\sigma_{ee}(z, t)], \quad (32)$$

$$\frac{\partial\sigma_{ee}}{\partial t}(z, t) = -\Gamma\sigma_{ee}(z, t) + \frac{i}{2} [\underline{\Omega}^*(z, t) \exp(ikz)\sigma_{ge}(z, t) - \underline{\Omega}(z, t) \exp(-ikz)\sigma_{eg}(z, t)], \quad (33)$$

$$\frac{\partial\Omega_+^{(q)}}{\partial z} + \frac{1}{c} \frac{\partial\Omega_+^{(q)}}{\partial t} = -i\sqrt{\frac{2}{\pi w^2}} \frac{3\pi}{2k^2} \Gamma n f_q^*(z) \exp\left(-\frac{z^2}{2\sigma_z^2}\right) \sigma_{ge}(z, t) \exp(ikz), \quad (34)$$

with the Rabi frequency $\underline{\Omega}(z, t)$ given by Eq.(30).

To obtain these equations, we used the same approximations as for the low field limit: (i) neglect the counter-propagating field Ω_- , and (ii) use the one-dimensional approximation: $\sigma_{ge}(r, z, t) \approx \sigma_{ge}(z, t)$ and $\sigma_{ee}(r, z, t) \approx \sigma_{ee}(z, t)$. Importantly, when we performed the continuous approximation, starting from Eqs. (5) and (6), we had to neglect the correlations between the coherences and the populations of different atoms: $\langle\sigma_{ge}^l \sigma_{ge}^j\rangle \approx \langle\sigma_{ge}^l\rangle\langle\sigma_{ge}^j\rangle$, and $\langle\sigma_{ge}^l \sigma_{ee}^j\rangle \approx \langle\sigma_{ge}^l\rangle\langle\sigma_{ee}^j\rangle$, with $\langle\cdot\rangle$ the configuration average resulting from the continuous approximation. We note that such an approximation *is not* necessary in the low intensity, *i.e.* classical, regime. Finally, as in the low-intensity regime, the continuous approximation explicitly neglects the fluctuations of the field.

The steady-state regime in the strong intensity case is then governed by the following equation:

$$\frac{d\Omega_+^{(q)}}{dz}(z) = -\frac{3\Gamma n}{4(k\sigma_r)^2} \frac{f_q^*(z)}{\Gamma + 2i\Delta} \exp\left(-\frac{z^2}{2\sigma_z^2}\right) \sum_{p=0}^{\infty} f_p(z)\Omega_+^{(p)}(z) \frac{\Gamma^2 + 4\Delta^2}{\Gamma^2 + 4\Delta^2 + 2|\underline{\Omega}(z, t)|^2}. \quad (35)$$

When the driving intensity is small ($\Omega_0 \ll \Gamma$ hence $|\underline{\Omega}(z, t)| \ll \Gamma$), one recovers Eq. (31).

IV. COUPLED DIPOLE MODEL

In this last Section, we use classical electrodynamics to derive the coupled-dipole equations for our experimental conditions of an ensemble of σ_+ -polarized, two-level atoms driven by a laser field with a linear polarization perpendicular

to the quantization axis (see the geometry in Fig. 1(a) of the main text).

We first assign a polarizability $\alpha(\omega)$ to each two-level atom, given in the near-resonant approximation by:

$$\alpha(\omega) = \frac{6\pi i}{k^3} \frac{1}{1 - i\frac{2\Delta}{\Gamma}} , \quad (36)$$

with $\Delta = \omega - \omega_0$ the detuning between the laser frequency ω and the atomic transition ω_0 between states $|g\rangle$ and $|e\rangle$. The σ_+ -polarized dipole \mathbf{d}_j of atoms j is given by $\mathbf{d}_j = d_j \mathbf{e}_+$, with $\mathbf{e}_+ = -(\mathbf{e}_y + i\mathbf{e}_z)/\sqrt{2}$ (\mathbf{e}_x being the unit vector along the quantization axis set by the magnetic field). The field scattered by the σ_+ -polarized dipole of atom l onto the σ_+ -polarized dipole j , both separated by a distance R_{jl} , is [6]:

$$\mathbf{E}_{l \rightarrow j} = \frac{k^3 d_l}{4\pi\epsilon_0} \frac{e^{ikR_{jl}}}{(kR_{jl})^3} \left[(3(\hat{\mathbf{r}}_{jl} \cdot \mathbf{e}_+) \hat{\mathbf{r}}_{jl} - \mathbf{e}_+) (1 - ikR_{jl}) + (\hat{\mathbf{r}}_{jl} \times \mathbf{e}_+) \times \hat{\mathbf{r}}_{jl} (kR_{jl})^2 \right] , \quad (37)$$

with $\hat{\mathbf{r}}_{jl} = \mathbf{R}_{jl}/R_{jl}$. In steady-state, the dipole \mathbf{d}_j of dipole j is driven by the laser field $\mathbf{E}_L(\mathbf{R}_j) = E_L(\mathbf{R}_j) \mathbf{e}_y$ and the field scattered by all the other atoms:

$$\mathbf{d}_j = \epsilon_0 \alpha(\omega) [\mathbf{E}_L + \sum_{l \neq j} \mathbf{E}_{l \rightarrow j}] \quad (38)$$

The complex amplitudes $d_j = \mathbf{d}_j \cdot \mathbf{e}_+^*$ of the dipoles are therefore solution of the set of coupled equations:

$$(i\Delta - \frac{\Gamma}{2})d_j = \epsilon_0 \frac{3i\pi\Gamma}{k^3} \frac{E_L(\mathbf{R}_j)}{\sqrt{2}} + i \sum_{l=1, l \neq j}^N \frac{V_{jl}}{\hbar} d_l , \quad (39)$$

with the dipole-dipole interaction term given by:

$$V_{jl} = -\frac{3}{8} \frac{\hbar\Gamma}{(kR_{jl})^3} e^{ikR_{jl}} \left[(1 - 3\cos^2\theta_{jl})(1 - ikR_{jl}) + (1 + \cos^2\theta_{jl})(kR_{jl})^2 \right] , \quad (40)$$

with θ_{jl} the angle between \mathbf{R}_{jl} and the quantization axis \mathbf{e}_x . Equation (39) is equivalent to Eq. (7) in steady-state, using the relation between the complex amplitude of the dipole and the optical coherence: $d_j = 2d\sigma_{eg}^j$.

To model the data, we use a stochastic approach analog to the one we used in our previous works [7–9]. We first solve the set of coupled dipole equations for a given realization of the spatial distribution of atoms and calculate the scattered electric field, in the far-field, using:

$$\mathbf{E}_{\text{sc}} = \frac{k^2}{4\pi\epsilon_0} \sum_{j=1}^N [(\hat{\mathbf{r}}_j \times \mathbf{e}_+) \times \hat{\mathbf{r}}_j] \frac{d_j}{R_j} e^{ikR_j} , \quad (41)$$

with $\hat{\mathbf{r}}_j = \mathbf{R}_j/R_j$, \mathbf{R}_j being the distance between the atom j and the position of observation in the plane of the lens. We compute the total field $\mathbf{E} = \mathbf{E}_L + \mathbf{E}_{\text{sc}}$, using the far-field expression of the laser field

$$\mathbf{E}_L = -i\frac{z_R}{R} E_0 e^{ikR} \mathbf{e}_y . \quad (42)$$

We then form the quantity $\mathbf{E} \cdot \mathbf{E}_L^*$ and integrate over the surface of the lens to get the transfer function $S(\omega)$:

$$S(\omega) = \frac{\int \mathbf{E}(\mathbf{r}, \omega) \cdot \mathbf{E}_L^*(\mathbf{r}) dA}{\int |\mathbf{E}_L(\mathbf{r})|^2 dA} . \quad (43)$$

We finally average the transfer function over 100 realizations of the spatial distribution of the atoms in the cloud, to get the coherent transfer function.

[1] M. Gross et S. Haroche, Superradiance: an essay on the theory of collective spontaneous emission, *Phys. Rep.* **93**, 301 (1982).

- [2] M. Kiffner, M. Macovei, J. Evers and C.H. Keitel, Vacuum-induced processes in multilevel atoms, [Progress in Optics](#) **55**, 85 (2010).
- [3] This function has an analytical expression, which is easy to find using a formal mathematics software.
- [4] R. Friedberg, S.R. Hartmann and J.T. Manassah, Frequency shift and absorption by resonant systems of two-level atoms, [Phys. Rep.](#) **7**, 101 (1973).
- [5] J.T. Manassah, Cooperative radiation from atoms in different geometries: decay rate and frequency shift, [Advances in Optics and Photonics](#) **4**, 108-156 (2012).
- [6] D.J. Jackson, *Classical Electrodynamics*, (John Wiley and Sons, New York, 1998).
- [7] J. Pellegrino *et al.*, Observation of suppression of light scattering induced by dipole-dipole interactions in a cold atom ensemble, [Phys. Rev. Lett.](#) **113**, 133602 (2014).
- [8] S. Jennewein, M. Besbes, N.J. Schilder, S.D. Jenkins, C. Sauvan, J. Ruostekoski, J.-J. Greffet, Y.R.P. Sortais and A. Browaeys, Coherent scattering of near-resonant light by a dense microscopic cold atomic cloud, [Phys. Rev. Lett](#) **116**, 233601 (2016).
- [9] S. Jenkins, J. Ruostekoski, J. Javanainen, S. Jennewein, R. Bourgain, J. Pellegrino, Y.R.P. Sortais and A. Browaeys, Collective resonance fluorescence in small and dense atom clouds: Comparison between theory and experiment, [Phys. Rev. A](#) **94**, 023842 (2016).
- [10] J. C. McGillivray and M.S. Feld, Theory of superradiance in an extended, optically thick medium, [Phys. Rev. A](#) **14**, 1169 (1971).
- [11] A. Crubellier, S. Liberman and P. Pillet, Superradiance theory and random polarisation, [J. Phys. B : At. Mol. Phys.](#) **19**, 2959 (1986).
- [12] J.A. Andersen, M.E.J. Friese, A.G. Truscott, Z. Ficek, P.D. Drummond, N.R. Heckenberg and H. Rubinsztein-Dunlop, Light guiding light : Nonlinear refraction in rubidium vapor, [Phys. Rev. A](#) **63**, 023820 (2001).
- [13] R. Kapoor and G.S. Agarwal, Theory of electromagnetically induced waveguides, [Phys. Rev. A](#) **61**, 053818 (2000).