



HAL
open science

Diagnosics of nanosecond discharges at high electric field and high specific delivered energy

Tat Loon Chng, Inna Orel, Chenyang Ding, Nikita Lepikhin, Yifei Zhu, Sergey Shcherbanev, Igor Adamovich, Nikolay Popov, Svetlana Starikovskaia

► **To cite this version:**

Tat Loon Chng, Inna Orel, Chenyang Ding, Nikita Lepikhin, Yifei Zhu, et al.. Diagnosics of nanosecond discharges at high electric field and high specific delivered energy. 18th International Workshop on Magneto-Plasma Aerodynamics, Apr 2019, Moscow, Russia. hal-02407643

HAL Id: hal-02407643

<https://hal.science/hal-02407643>

Submitted on 5 Feb 2024

HAL is a multi-disciplinary open access archive for the deposit and dissemination of scientific research documents, whether they are published or not. The documents may come from teaching and research institutions in France or abroad, or from public or private research centers.

L'archive ouverte pluridisciplinaire **HAL**, est destinée au dépôt et à la diffusion de documents scientifiques de niveau recherche, publiés ou non, émanant des établissements d'enseignement et de recherche français ou étrangers, des laboratoires publics ou privés.

Diagnostics of nanosecond discharges at high electric field and high specific delivered energy

*Tat Loon CHNG¹, Inna OREL¹, Chenyang DING¹,
Nikita LEPIKHIN^{1**}, Yifei ZHU^{1***}, Sergey SHCHERBANEV¹,
Igor ADAMOVICH², Nikolay POPOV³, Svetlana STARIKOVSKAIA^{1*}*

¹ Laboratoire de Physique des Plasmas (CNRS, Ecole Polytechnique, Sorbonne Universities, University of Pierre and Marie Curie - Paris 6, University Paris-Sud, l'Institut Polytechnique de Paris), Ecole Polytechnique, route de Saclay 91128 Palaiseau Cedex, France

²Nonequilibrium Thermodynamics Laboratories, Department of Mechanical and Aerospace Engineering, Ohio State University, Columbus, OH 43210, USA

² Skobeltsyn Institute of Nuclear Physics, Moscow State University, Moscow, 119991, RUSSIA

*Corresponding author: svetlana.starikovskaia@lpp.polytechnique.fr

** Present address: Bochum University, GERMANY

*** Present address: Xi'an Jiaotong University, CHINA

Recent progress in solid-state high power electronics is a reason for increased, during last decades, interest to nanosecond discharges: compact and reliable high voltage generators allows operation both in laboratories and in industrial applications. High electric fields, up to kTd, are typical for discharge front, a few nanoseconds in duration. Behind the front the electric field stays high, hundreds of Td, providing high densities of electronically excited states, high dissociation degree and so high efficiency of nanosecond discharge as a trigger for various chemically active systems. Review of experimental techniques used in our group to get better knowledge of kinetics in nanosecond discharges, will be presented.





Figure 1. Photos of typical discharge cells: left – discharge tube for laser diagnostics in 20-100 mbar FIWs; right – high pressure ($P < 15$ bar) constant volume discharge cell.

High-voltage pulses 5-30 kV in amplitude and a few tens of nanoseconds in duration are capable to produce low temperature plasma in a wide pressure range, from 0.1 mbar to 15 bar. Three discharges will be discussed: a “classical” fast ionization wave (FIW) discharge at moderate pressures (units-tens of mbar), capillary nanosecond discharge at the same pressures and nanosecond surface dielectric barrier discharge (nSDBD) at 1-15 bar. A spatial uniformity of plasma was controlled by ICCD imaging of short-lived electronically excited states. The waveforms of total current through the discharge cell and of total delivered energy were obtained with the help of custom-made calibrated back current shunts taking into account, for the case of nSDBD, a current for charging the constructive capacitance of the electrode

system. The longitudinal electric field in the FIW and in the capillary discharge, after closing the discharge gap, was measured by custom-made calibrated capacitive probe. Recently developed picosecond laser E-FISH technique [1] was applied to measure the E-field in the peak of the FIW. O/Xe and N/Kr TALIF were used to get the knowledge about absolute densities of O- and N-atoms in the FIW and in the nanosecond capillary discharge in early (nanoseconds) and late (up to milliseconds) afterglow of the discharges.

Selected discharges provide a wide range of specific delivered energies: from 0.001 eV/molecule for FIW to 5-7 eV/molecule for filamentary form of the nSDBD [2]. High electric fields, a few hundreds of Td, provide active excitation of high-energy electronic levels, efficient collisional kinetics and energy transfer from electronically excited levels or even transition to local thermal equilibrium during a few nanoseconds, depending upon gas pressure and specific delivered energy. A few typical results are presented in Figure 2. Reduced electric field in the fast ionization wave in nitrogen was measured for the pressure range 20-100 mbar (Figure 2a); absolute values higher than 2000 Td were obtained for the discharge front at 20 mbar nitrogen. Energy per filament per mm was measured experimentally (Figure 2b) on the basis of total energy measurements and spatial distribution of recombination radiation in near UV and visible range.

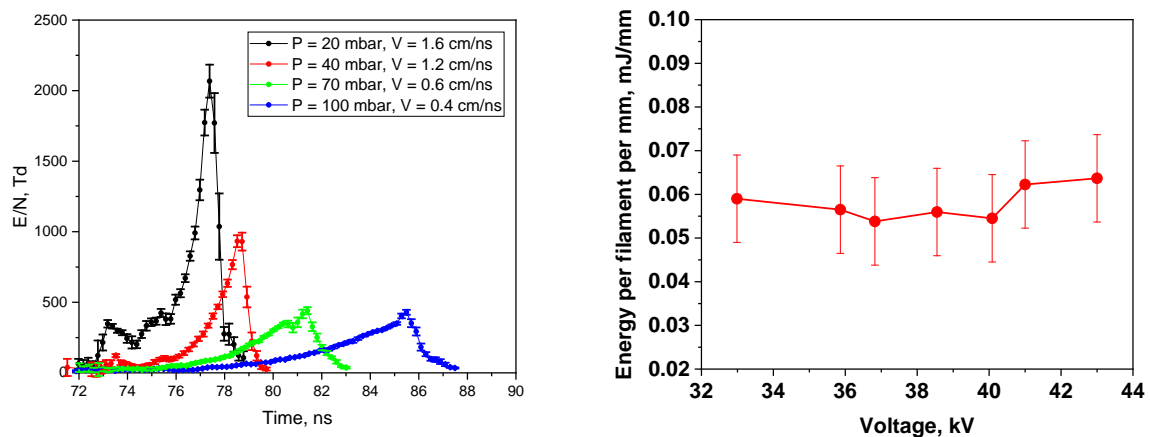


Figure 2. Left – reduced electric field in the front of the FIW in nitrogen ($U=+18$ kV on the high-voltage electrode) at 20-100 mbar measured by E-FISH technique [2]; right – experimentally measured energy per mm of filament as a function of the voltage amplitude in nSDBD in 7 bar N_2 , $U < 0$ [3].

The work was partially supported by LabEx Plas@Par, French National Research Agency (ASPEN Project, ANR-16-CE30-0004-01) and the French-Russian international laboratory LIA KaPPA "Kinetics and physics of pulsed plasmas and their afterglow" (RFBR project 17-52-16001 and CNRS financial and organization support). The support of Prof. Adamovich by the Ecole Polytechnique Gaspard Monge Visiting Professor Program and the support of Chenyang Ding by China Scholarship Council (CSC) are gratefully acknowledged.

1. B. Goldberg, T.L. Chng, A. Dogariu, R.B. Miles, Electric field measurements in a near atmospheric pressure nanosecond pulse discharge with picosecond electric field induced second harmonic generation, *Appl. Phys. Lett.*, 2018, 112, 064102
2. S. A. Shcherbanev, Ch. Ding, S. M. Starikovskaia, N. A. Popov, Filamentary nanosecond surface dielectric barrier discharge. Plasma properties in the filaments, PSST, 2019, submitted
3. T.L. Chng, I.S.Orel, S.M. Starikovskaia, I.V. Adamovich, Electric Field Induced Second Harmonic (E-FISH) Generation for Characterization of Fast Ionization Wave Discharges at Moderate and Low Pressures, PSST, 2019, accepted