



# Transformation of polyethylene into a vitrimer by nitroxide radical coupling of a bis-dioxaborolane

Florent Caffy, Renaud Nicolaÿ

## ► To cite this version:

Florent Caffy, Renaud Nicolaÿ. Transformation of polyethylene into a vitrimer by nitroxide radical coupling of a bis-dioxaborolane. *Polymer Chemistry*, 2019, 10 (23), pp.3107-3115. 10.1039/C9PY00253G . hal-02406402

**HAL Id: hal-02406402**

**<https://hal.science/hal-02406402>**

Submitted on 25 Jun 2021

**HAL** is a multi-disciplinary open access archive for the deposit and dissemination of scientific research documents, whether they are published or not. The documents may come from teaching and research institutions in France or abroad, or from public or private research centers.

L'archive ouverte pluridisciplinaire **HAL**, est destinée au dépôt et à la diffusion de documents scientifiques de niveau recherche, publiés ou non, émanant des établissements d'enseignement et de recherche français ou étrangers, des laboratoires publics ou privés.

## ARTICLE

# Transformation of polyethylene into a vitrimer by nitroxide radical coupling of a bis-dioxaborolane

Florent Caffy and Renaud Nicolaÿ\*

Received 00th January 20xx,  
Accepted 00th January 20xx

DOI: 10.1039/x0xx00000x

Vitrimers are a new class of polymeric materials that combine the re-processability of thermoplastics with the superior chemical and thermo-mechanical properties of thermosets. Transforming existing thermoplastics, and especially commodity plastics, into vitrimers during their processing is an exciting challenge that could greatly facilitate the industrial development of these materials. In this study, we combined nitroxide chemistry, for radical grafting, and boronic ester metathesis, as an associative exchange reaction, to prepare PE vitrimers via a single-step reactive extrusion of commercial HDPE. After studying the grafting efficiency of a model nitroxide carrying a dioxaborolane moiety, a bis-dioxaborolane bearing two nitroxide functions was used to synthesize vitrimers. The functionalization degree and its impact on the degree of crystallinity of vitrimers were quantified. The flow properties, thermal stability and thermo-mechanical properties of the resulting vitrimers were also studied. We found that associative exchange reactions allow full stress relaxation and provide processability to the vitrimers up to approximately 200 °C. Above this temperature, the thermolabile alkoxyamine bonds within the cross-links irreversibly dissociate, resulting in a material with a zero-shear viscosity comparable to that of the starting HDPE. The recyclability of these vitrimers was successfully exemplified with successive cycles of processing and mechanical testing, while their creep resistance at 80 °C was compared to that of their HDPE precursor.

## Introduction

Thermosets present superior thermo-mechanical properties and chemical resistance as compared to thermoplastics. However, chemically cross-linked polymers cannot be processed multiple times and are therefore not recyclable, unlike thermoplastics.<sup>1,2</sup> When comparing thermoplastics and thermosets of identical chemical nature, their differences in properties result solely from the modification of their topology. Thermoplastics are constituted of polymer chains of finite sizes, while thermosets are made of a permanent polymer network of infinite dimension. In order to combine the processability of thermoplastics with the superior properties of thermosets, significant efforts have been made in recent years to design chemical networks incorporating reversible and/or dynamic cross-links.<sup>2-6</sup> While polymer networks based on reversible cross-links undergo partial dissociation at high temperature (or under light irradiation), thereby passing below the gel point to yield polymer chains of finite sizes, networks relying on associative exchange reactions maintain a constant connectivity regardless of the temperature. The ability of the latter to be processed multiple times is made possible by the reshuffling of dynamic bonds within the network, which exchange the fragments they are connecting while maintaining constant the number of chemical bonds in the system. As a result, these

materials, coined Vitrimers by Leibler *et al.*,<sup>7,8</sup> present a unique set of properties that make them a class of materials on their own.

The pivotal element of vitrimers is their dynamic crosslinks. Today, a large number of associative exchange reactions have been successfully implemented to design vitrimers and vitrimer-like materials, including transesterification of esters and boronic esters,<sup>7,9</sup> addition-fragmentation chain transfer,<sup>10,11</sup> transamination of imines and vinylogous urethanes,<sup>12,13</sup> olefin and dioxaborolane metathesis,<sup>14,15</sup> transcarbonation,<sup>16</sup> transalkylation and transalkoxylation,<sup>17-19</sup> addition-elimination of thiols with Meldrum's acid.<sup>20</sup> However, while the vast majority of the 335 million tons of plastics produced in the world in 2016 were made from olefins or vinyl monomers polymerized via a chain growth process, vitrimers have been so far mostly prepared by step growth process of functional monomers. When preparing vitrimers from olefin or vinyl monomers, three main synthetic approaches can be followed: (a) the direct copolymerization of such monomers with a multifunctional cross-linker containing exchangeable group(s);<sup>11</sup> (b) the crosslinking of thermoplastic copolymers carrying pendant exchangeable functions with (macro)molecules containing several complementary exchangeable groups;<sup>9,15</sup> or (c) the direct transformation of non-functional "conventional" plastics into vitrimers by reactive processing.<sup>15</sup> The latter approach is particularly appealing to design industrially relevant vitrimers, as it allows transforming commercial plastics into vitrimers with the need to change neither their already optimized syntheses nor their current processing. Such a synthetic approach requires to develop

Chimie Moléculaire, Macromoléculaire, Matériaux. ESPCI Paris, CNRS, PSL University, 75005 Paris, France

Electronic Supplementary Information (ESI) available: [details of any supplementary information available should be included here]. See DOI: 10.1039/x0xx00000x

efficient grafting chemistries and to make use of dynamic bonds that are thermally and chemically compatible with reactive processing. Moreover, the exchangeable links should be sufficiently dynamic to yield vitrimers with viscosities compatible with extrusion for example. We recently showed that the metathesis of dioxaborolanes meets all these criteria and we were able to transform high-density polyethylene (HDPE) into a vitrimer via a two-step reactive extrusion process. Radical grafting of maleimides bearing dioxaborolane functions was achieved in a first step, which was followed by the crosslinking of the functional PE with a complementary bis-dioxaborolane.<sup>15</sup>

In this study, we aimed at simplifying even further the transformation of HDPE into a vitrimer, by performing a single-step reactive extrusion. Additionally, we chose to test nitroxides as grafting agents in order to expand the chemical toolbox available to prepare vitrimers by reactive processing. To this aim, we synthesized a monofunctional dioxaborolane nitroxide, which was used to study the grafting process, as well as a bis-nitroxide dioxaborolane, which was used to transform HDPE into a vitrimer by reactive extrusion. Vitrimers with different cross-linking densities were successfully prepared and fully characterized, paying special attention to their flow properties as a function of temperature, thermal stability, mechanical properties and recyclability.

## Experimental

### Materials

All chemical products and solvents were used as received and without further purification. Epichlorohydrin, tetrabutylammonium hydrogensulfate, oxalyl chloride, high density polyethylene (HDPE) ( $M_n = 11$  kg/mol,  $\bar{D} = 7.5$ , melt index 2.2 g/10 min) and dicumyl peroxide (DCP) were purchased from Sigma-Aldrich. 4-Hydroxy-2,2,6,6-tetramethylpiperidine 1-oxyl (HO-TEMPO) and phenylboronic acid were purchased from TCI. 1,4-phenylenebisboronic acid was purchased from Activate Scientific.

### Methods

**Differential scanning calorimetry (DSC).** DSC analysis were performed on a TA DSC 250 apparatus. Two heating cycles, from -100 to 200 °C, were recorded at 10 °C/min. The values of enthalpy and melting temperature were measured on the second cycle.

**Thermogravimetric Analyses (TGA).** TGA analyses were conducted on a Netzsch TG 209 F1 Libra. Samples were submitted to a heating ramp from 25 °C to 600 °C at a speed of 10 °C/min under a nitrogen flow.

**Dynamic mechanical analysis (DMA).** DMA analyses were conducted on a TA Q800 apparatus in the film tension geometry with rectangular samples of 5 mm x 1.5 mm cross section. Heating ramps were applied from 25 °C to 220 °C at a speed of 3 °C/min with a maximum strain amplitude of 1% at fixed frequency of 1 Hz.

**Tensile tests.** Uniaxial tensile tests were performed on an Instron 5564 apparatus with dumbbell-shaped geometries (gauge length 10 mm) at a fixed crosshead speed of 10 mm/min. Tensile creep tests were performed on the same machine at 80 °C and with same sample geometries. After 5 min of equilibration at 80 °C a constant crosshead speed of 10 mm/min was applied until the engineering stress reached 5 MPa. Then, this stress was maintained for 60000 s (Fig S.20). The creep values reported in Fig. 7 correspond to the increase in creep deformation between 10 000 s and 60 000 s. These values were averaged over 4 tests on different specimens for reproducibility.

**Rheological characterizations.** Rheological measurements were performed on an Anton Paar MCR501 rheometer equipped with a convection oven under nitrogen flow using a parallel plate geometry (diameter 25 mm). Stress relaxation measurements were carried out from 150 °C to 250 °C by applying a constant shear strain of 1%. Zero shear viscosities were calculated from stress relaxation experiments according to the formula  $\eta = \int_0^\infty G(t)dt$ . Strain sweep measurements were performed with a strain amplitude ranging from 0.1 to 2 %, with a constant angular frequency of 1 rad/s.

**Fourier-transform infrared (FTIR) spectroscopy.** FTIR spectroscopy was conducted on a Tensor 37 spectrometer from Bruker in solid state and recorded in attenuated total reflectance (ATR) mode.

**Nuclear magnetic resonance (NMR) spectroscopy.** <sup>1</sup>H and <sup>13</sup>C NMR spectra were recorded at 297 K on a Bruker AVANCE 400 spectrometer at 400 MHz and 100 MHz, respectively, and referenced to the residual solvent peaks (<sup>1</sup>H,  $\delta$  7.26 for CDCl<sub>3</sub>; <sup>13</sup>C,  $\delta$  77.16 for CDCl<sub>3</sub>). In the case of TEMPO derivatives, NMR analysis was run in the presence of phenylhydrazine, which was used to reduce the nitroxide function.

### Synthesis

The synthesis of glycidyl-TEMPO (G-TEMPO), **2**, 4-(2,3-dihydroxypropoxy)-TEMPO (DHP-TEMPO), **3**, and Bis(2,2,6,6-tetramethyl-4-piperidyl)-N,N'-dioxyl oxalate, Bis-TEMPO, **6**, were carried out according to literature procedures.<sup>21-23</sup>

**2,2,6,6-tetramethyl-4-((2-phenyl-1,3,2-dioxaborolan-4-yl)-methoxy)piperidin-1-oxyl (TEMPO-BE), 4.** 3-((1-oxyl-2,2,6,6-tetramethylpiperidin-4-yl)oxy)propane-1,2-diol (0.34 g, 1.38 mmol, 1.0 eq.) was dissolved in THF (5 mL), and then phenylboronic acid (177 mg, 1.45 mmol, 1.05 eq.) was added followed by water (0.5 mL). The mixture was stirred 20 minutes before MgSO<sub>4</sub> was added (498 mg, 3eq.). The mixture was stirred overnight at room temperature. Then, the mixture was filtrated and the solvent was removed. TEMPO-BE, **4**, was obtained as a red oil (0.39 g, 85%). <sup>1</sup>H NMR (CDCl<sub>3</sub> with phenylhydrazine, 400 MHz):  $\delta$  (ppm): 7.80-7.70 (m, 2H), 7.41-7.35 (m, 1H), 7.31-7.25 (m, 2H), 4.64-4.55 (m, 1H), 4.30 (dd, 1H,  $J = 9.1$  Hz,  $J = 8.2$  Hz), 4.07 (dd, 1H,  $J = 9.1$  Hz,  $J = 6.4$  Hz), 3.62-3.52 (m, 2H), 3.47 (dd, 1H,  $J = 10.2$  Hz,  $J = 5.1$  Hz), 1.95-1.75 (m, 2H), 1.50-1.35 (m, 2H), 1.20-1.00 (m, 12H) (Fig. S1). <sup>13</sup>C NMR (CDCl<sub>3</sub> with phenylhydrazine, 100 MHz):  $\delta$  (ppm): 156.03, 134.79, 131.50, 129.50, 128.28, 127.78, 120.20, 115.40, 76.23, 71.19, 70.17, 68.30, 62.64, 43.01, 21.70 (Fig. S2).



## ARTICLE

## Results and discussion

## PE grafting

Preparing polyolefins incorporating comonomers with polar functions is challenging,<sup>24</sup> yet such polar monomers can bring improved properties to polyolefin plastics, such as adhesion, dyeability, paintability, wettability, compatibility with other polymers,<sup>25,26</sup> or chemical modifiability to access vitrimers.<sup>15</sup> As a result, alternative approaches, such as radical grafting by reactive extrusion, have been developed over the years.<sup>26,27</sup> One of the main advantages of polyolefin functionalization by reactive processing is that it is performed without solvents, thereby potentially suppressing the need for precipitation and drying steps after chemical modification. This characteristic is extremely appealing from both an environmental and economical perspective. One of the main drawback of radical grafting of PE is radical termination through recombination, which yields permanent non-dynamic cross-links that significantly impact the viscosity of the materials and consequently their processability.<sup>26,27</sup> Taking into account that turning thermoplastics into vitrimers is impacting the viscosity of the melt by transforming finite polymer chains into a chemical network, developing grafting approaches that give access to boronic ester-based vitrimers with minimal non-dynamic cross-links is essential. Nitroxide radical coupling is therefore an attractive route to prepare HDPE vitrimers by reactive processing. Indeed, nitroxides are extremely reactive towards carbon-centered radicals, with which they react to generate thermoreversible alkoxyamines. As a consequence, they are commonly used as radical inhibitors, antioxidants, polymerization mediators,<sup>28,29</sup> and more recently grafting agents.<sup>30–33</sup>

A boronic ester bearing a single nitroxide function, TEMPO-BE, and a bis-boronic ester carrying two nitroxide functions, Bis-TEMPO-BE, were synthesized to be used as a model molecule to study PE grafting and to prepare HDPE vitrimer by reactive extrusion, respectively (Scheme 1). These two TEMPO derivatives were obtained in only three steps, starting from commercially available HO-TEMPO, **1**. First, HO-TEMPO was subjected to a nucleophilic substitution with epichlorohydrin to obtain G-TEMPO, **2**. Then, the epoxide ring was hydrolyzed in basic media to get DHP-TEMPO, **3**. Finally, TEMPO-BE, **4**, was obtained by condensation of DHP-TEMPO on phenylboronic acid, while the Bis-TEMPO-BE cross-linker, **5**, was obtained by condensation of DHP-TEMPO on 1,4-phenylenebisboronic acid.

The functionalization of HDPE was first studied with TEMPO-BE in order to precisely quantify the grafting efficiency as a function of the mol% of boronic ester reactive additive [(mol of BE additive per mol of ethylene repeating unit) × 100], which

ranged from 0.45 % to 1.84 % (Table 1). Grafting was carried out at 170 °C for 12 min by reactive extrusion of commercial polyethylene with dicumyl peroxide (DCP) as the radical initiator. For the entire study, a constant molar ratio of 0.5 was kept between DCP and the NO· functions of TEMPO-BE and Bis-TEMPO-BE in order to limit the formation of non-dynamic cross-links caused by the recombination of macroradicals. The radical grafting of TEMPO-BE onto PE was quantified by FTIR spectroscopy using calibration curves based on physical mixtures obtained by melt extrusion of TEMPO-BE and PE without DCP (Figs. S5–S8). The grafting efficiency was determined by comparing the B–O (1359 cm<sup>−1</sup>) and B–C (1100 cm<sup>−1</sup>) vibration bands of TEMPO-BE to the C–H bending vibration (1470 cm<sup>−1</sup>) of PE in the as-extruded blends and the washed polymers. For lower molar ratios of TEMPO-BE, e.g. 0.45 and 0.7 mol%, a grafting efficiency of ca. 75 % was obtained, which decreased to ca. 50% when the mol% of TEMPO-BE was comprised between 1% and 2 % (Table 1). Interestingly, all PE samples grafted with TEMPO-BE were completely soluble in xylene at 110 °C, indicating that coupling reactions between PE macroradicals were sufficiently low under these conditions to prevent gelation (Table 1).

**Table 1** Grafting yields and gel content of grafted PE (PE-G) and PE vitrimers (PE-V) prepared by reactive extrusion of PE at 170 °C in the presence of TEMPO-BE and Bis-TEMPO-BE grafting agents, respectively.

Sample	NO· group in as extruded blend (mol%)	NO-grafted in washed polymer (mol%)	Grafting yield (%)	Gel content (%)
PE-G1 <sup>a</sup>	0.45	0.34	76	0
PE-G2 <sup>a</sup>	0.69	0.53	77	0
PE-G3 <sup>a</sup>	1.02	0.51	50	0
PE-G4 <sup>a</sup>	1.84	0.95	52	0
PE-V1 <sup>b</sup>	0.86	0.45	52	20
PE-V2 <sup>b</sup>	1.44	0.77	53	32

<sup>a</sup> grafting agent: TEMPO-BE. <sup>b</sup> grafting agent: Bis-TEMPO-BE

## Vitrimer synthesis

Based on these promising results, two routes can be followed to prepare PE vitrimers by reactive processing. The first one is the addition of a bis-dioxaborolane cross-linker once radical grafting of TEMPO-BE is complete. In that case, cross-linking takes place through dioxaborolane metathesis between the pendant BE moieties grafted on PE and the dioxaborolane functions of the cross-linker.<sup>15</sup> This route is thus a two-step process, i.e., grafting and subsequent cross-linking, during which two small boronic ester molecules are generated within

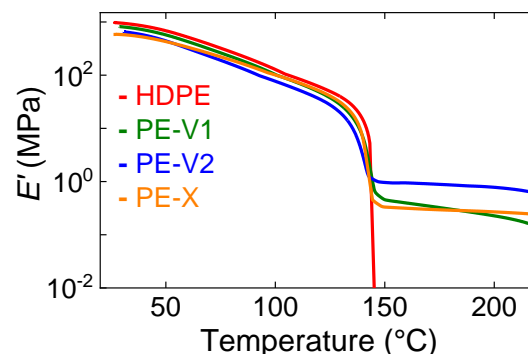
the vitrimer network for every cross-linking event. The second route relies on the reactive grafting of Bis-TEMPO-BE, which could yield vitrimers in a single step without releasing small molecules into the network. Although appealing, such a direct procedure has yet to be exemplified. Consequently, we opted for the second route and attempted to prepare vitrimers by reactive processing of HDPE in the presence of 0.43 and 0.72 mol% of Bis-TEMPO-BE (Table 1, PE-V1 and PE-V2, respectively). While extrudable, both materials could not be dissolved in xylene at 110 °C, indicating that PE was successfully cross-linked. Gel contents of 20 and 32 % were obtained when PE was extruded in the presence of 0.4 and 0.7 mol% of Bis-TEMPO-BE, respectively. Although relatively low, these gel contents are perfectly comparable to those obtained on the same PE with a two-step procedure consisting of radical grafting of maleimides bearing dioxaborolane functionalities followed by cross-linking with a bis-dioxaborolane.<sup>15,34</sup> Such gel contents reflect the relatively low molar mass of the HDPE precursor ( $M_n = 11$  kg/mol,  $DP_n = 390$ ), its broad dispersity ( $\mathcal{D} = 7.5$ ) and the low ratio of Bis-TEMPO-BE used to cross-link. To confirm the absence of permanent non-dynamic cross-links in the vitrimers, the insoluble parts were swollen in xylene at 110 °C and 1,2-butane-diol was added to selectively diolyze the boronic ester cross-links. After 15 minutes, all samples became entirely soluble, confirming that the materials were cross-linked with dynamic dioxaborolanes.

The grafting efficiency was quantified by FTIR spectroscopy on the insoluble part, which was further washed with hot xylene and dried under vacuum before measurement. Grafting yields of ca. 50 % were found for both PE-V1 and PE-V2 samples (Table 1, Fig. S9), indicating that the grafting efficiency of Bis-TEMPO-BE was slightly lower than that of TEMPO-BE, as is expected when comparing difunctional and monofunctional grafting agents. The influence of the degree of grafting on HDPE crystallinity was studied by differential scanning calorimetry (Fig. S11). Both vitrimers exhibit similar melting points as the polyethylene precursor, going from 128 °C for the starting HDPE to 127 and 124 °C for PE-V1 and PE-V2, respectively (Table S1). The degree of crystallinity of the materials was more significantly impacted by the chemical grafting, with a degree of crystallinity decreasing from 64 % for the starting HDPE to 52 and 44 % for PE-V1 and PE-V2, prepared with 0.43 and 0.72 mol% of Bis-TEMPO-BE, respectively.

### Vitrimer flow properties

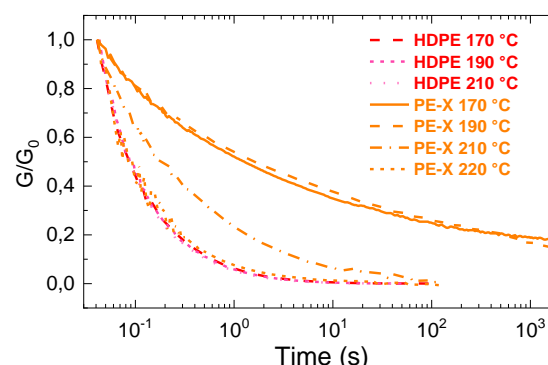
The cross-linked nature of the PE vitrimers prepared by reactive extrusion of HDPE with Bis-TEMPO-BE was further confirmed by dynamic mechanical analyses. Figure 1 shows that the starting HDPE behaves like a typical semi-crystalline thermoplastic, with an elastic modulus ( $E'$ ) decreasing abruptly above its melting temperature. Above the melting temperature, the virgin HDPE flows under its own weight, leading to the rupture of the sample. While the elastic modulus of the vitrimers and the starting HDPE follow a very similar trend between room and melting temperatures, being predominantly governed by the crystalline phase of the materials, the  $E'$  of vitrimers displays a very different behavior above 140 °C. Thanks to their cross-

linked nature, vitrimers exhibit an improved melt strength with the appearance of an elastomeric plateau, whose value is dependent on the cross-linking density, ca. 0.40 and 0.94 MPa at 160 °C for PE-V1 and PE-V2, respectively.

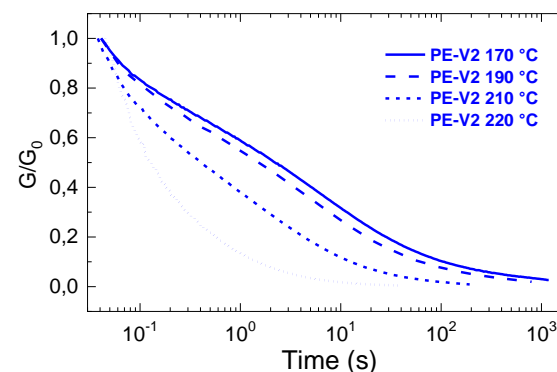


**Fig. 1** Dynamic mechanical analysis, in tension film geometry (1Hz), of the HDPE precursor (red), PE vitrimers PE-V1 (blue) and PE-V2 (green), and cross-linked PE, PE-X (orange).

Although permanently cross-linked, HDPE vitrimers flow at high temperature because of the reshuffling of boronic ester cross-links via dioxaborolane metathesis. This characteristic is an essential feature of vitrimers, as it is responsible for their processability and recyclability.



**Fig. 2** Normalized stress relaxation profiles (1% strain) of the HDPE precursor (red) and cross-linked model network, PE-X (orange).



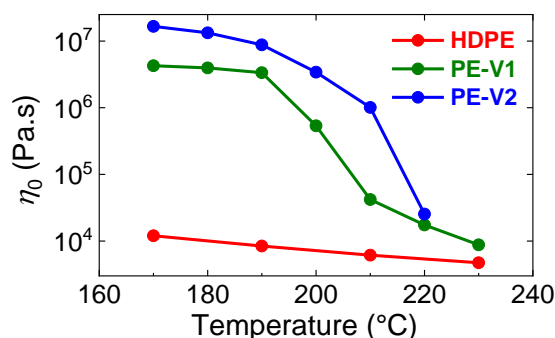
**Fig. 3** Normalized stress relaxation profiles (1% strain) of the vitrimer PE-V2 at different temperatures.

To further probe this behavior, the viscosity of the vitrimers was determined at different temperatures (between 170 °C and 220 °C) through stress relaxation experiments using a rheometer



equipped with a parallel plate geometry and a constant shear strain of 1%. The polyethylene precursor, as well as the model network, PE-X, were also characterized for comparison (Figs. 2, 3 and S12). The model network was prepared by grafting onto the HDPE precursor, 0.6 mol% of Bis-TEMPO, **6**, a bis-nitroxide cross-linker containing no exchangeable boronic ester moiety (Scheme 1). DMA analysis of the model network PE-X confirmed that this material has a cross-linking density comparable to that of PE-V1 (Fig. 1). Stress relaxation experiments on HDPE at 170 °C, 190 °C and 210 °C, yielded almost identical results. The semi-crystalline thermoplastic completely relaxed stress within ca. 10 s (Fig. 2), with a zero shear viscosity only slightly decreasing from  $1.2 \times 10^4$  Pa.s to  $6.14 \times 10^4$  Pa.s going from 170 °C to 210 °C (Table S2).

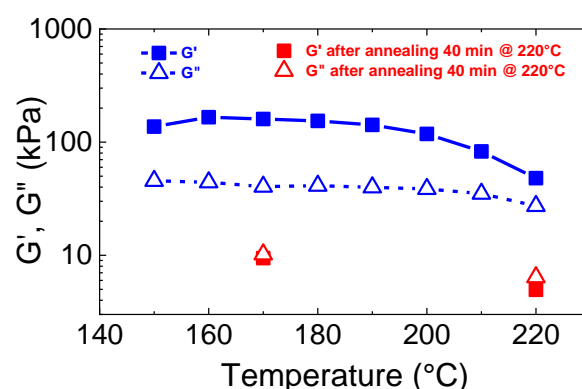
In contrast, the evolution of the relaxation modulus as a function of time was significantly impacted by the temperature for both vitrimers (Figs. 3 and S12, for PE-V2 and PE-V1, respectively). Up to 210 °C, PE-V2 vitrimer relaxed stress much slower than polyethylene, with relaxation times progressively decreasing with temperatures. However, both vitrimers relaxed stress much more rapidly above 210 °C, with complete relaxation occurring in less than 30 s, very similarly to the HDPE precursor. This translates in a singular evolution of the viscosity as a function of temperature (Fig. 4, Table S2). The viscosity of the PE-V2 vitrimer decreases progressively from  $1.66 \times 10^7$  Pa.s to  $1.01 \times 10^6$  Pa.s between 170 °C and 210 °C, before dropping abruptly to  $2.54 \times 10^4$  Pa.s at 220 °C, a value comparable to that of HDPE. A very similar trend was observed with PE-V1, the drop of viscosity taking place 10 °C lower (Fig. 4, Table S2). This abrupt decrease of the viscosity above 200–210 °C is likely a consequence of the dissociation of the thermolabile alkoxyamine bonds linking the dioxaborolane cross-links to the PE backbone. Stress relaxation experiments performed at different temperatures on the non-dynamic PE network, PE-X, were consistent with this hypothesis (Fig. 2). Up to 190 °C, the relaxation of PE-X is not only slower than that of vitrimers PE-V1 and PE-V2, but is also incomplete, with a residual stress of 16% after 1000 s. This indicates that the complete relaxation observed on vitrimers below 200 °C is the result of boronic ester metathesis between cross-links. However, the stress relaxation behavior of PE-X resembles that of the PE precursor at higher temperature, with a complete relaxation reached in approximately 10 s at 220 °C.



**Fig. 4** Zero shear viscosities,  $\eta_0$  (Pa.s), of HDPE, PE-V1 and PE-V2 vitrimers obtained from stress relaxation experiments.

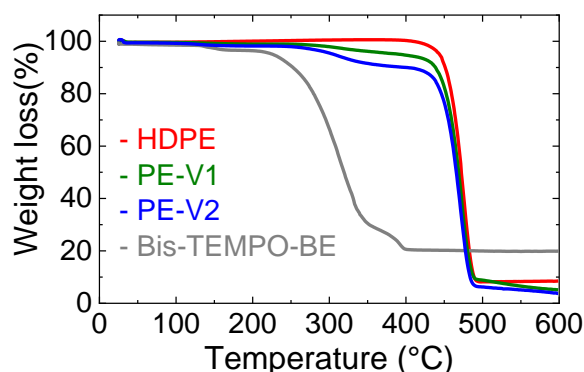
To further confirm this hypothesis, solubility tests were performed on PE-V1 and PE-V2 annealed at 250 °C. Both materials were then entirely soluble in xylene after 15 minutes at 110 °C. The resulting soluble polymers were precipitated into acetone, dried and characterized by infrared spectroscopy. In both cases, the B-O ( $1359 \text{ cm}^{-1}$ ) and B-C ( $1100 \text{ cm}^{-1}$ ) vibration bands corresponding to the dioxaborolane functions of the Bis-TEMPO-BE cross-linker, **5**, had entirely disappeared, confirming the complete and permanent detachment of the bis-TEMPO-BE cross-linker from the PE backbone after heating the material to 250 °C (Figs. S13 and S14).

Strain sweep experiments were also performed to better characterize the peculiar behavior of vitrimers as a function of temperature (Figs. 5 and S15–S17). These measurements were performed using a parallel plate geometry, applying a strain amplitude ranging from 0.1 to 2 % and a constant angular frequency of 1 rad/s. Between 150 and 190 °C, the storage ( $G'$ ) and loss ( $G''$ ) moduli of PE-V2 measured at a strain of 0.1 % remained approximately constant around 140 and 40 kPa, respectively, confirming the network structure of the material. When PE-V2 was heated to 200 °C and more, both moduli dropped, with  $G'$  still remaining greater than  $G''$  (Fig. 5, blue line and symbols). However, when PE-V2 was kept at 220 °C for 40 min, both  $G'$  and  $G''$  dropped significantly, with  $G''$  now being superior to  $G'$ , indicating that the material was below the gel point at this stage (Fig. 5, red symbols). A similar trend was observed for PE-V1 vitrimer, the gel-sol transition occurring at 210 °C (Figs. S16 and S17). This dissociation of the alkoxyamine link above 210 °C proved to be irreversible. Indeed, when strain sweep experiments were performed at 170 °C on vitrimer samples previously annealed at 220 °C,  $G''$  was superior to  $G'$  over the entire strain amplitude, with values just slightly greater than those measured at 220 °C for both moduli (Fig. 5, red symbols). These results further confirm the irreversible detachment of the bis-TEMPO-BE cross-linker when vitrimers are subjected to temperatures higher than 210–220 °C for a long period of time.



**Fig. 5** Storage ( $G'$ , square) and loss ( $G''$ , triangle) modulus of vitrimer PE-V2 measured at an angular frequency of  $1 \text{ rad.s}^{-1}$  and a strain of 0.1%. Blue: at various temperatures. Red: at 220 °C and 170 °C after annealing 40 min at 220 °C.

## Vitrimer thermo-mechanical properties



**Fig. 6** Weight loss versus temperature of HDPE precursor, PE-V1 and PE-V2 vitrimers, and Bis-TEMPO-BE cross-linker **5** measured by TGA.

The thermal stabilities of the PE-V1 and PE-V2 vitrimers and the HDPE precursor were assessed by thermogravimetric analysis (TGA), performing a heating ramp from 25 °C to 600 °C (Fig. 6). The HDPE started to slowly lose weight above 400 °C, with an abrupt loss taking place as from 440 °C. PE-V1 and PE-V2 vitrimers also showed an abrupt loss of weight as off 440 °C. However, both materials lost some weight before this temperature, with a weight loss of 1.1 and 2.1 wt% at 250 °C and 5.3 and 10 wt% at 400 °C for PE-V1 and PE-V2 vitrimers, respectively. Interestingly, the weight loss at 400 °C observed for both materials matches well with the amount of ungrafted Bis-TEMPO-BE. These results indicate that despite the irreversible dissociation of the alkoxyamine bonds above 220 °C, vitrimers display very good thermal stability.

**Table 2** Tensile properties at RT of HDPE and PE-V1 and PE-V2 vitrimers as processed and recycled (up to 3 times). Average on 3 samples

	Young's modulus (MPa)	Tensile strength (MPa)	Elongation at break (%)
HDPE	495±22	19.9±0.5	1060±91
PE-V1 as extruded	444±20	19.5±0.2	675±42
PE-V1 recycled x1	403±29	17.4±1.3	583±99
PE-V1 recycled x2	418±30	17.8±1.0	492±53
PE-V1 recycled x3	408±24	17.2±0.9	621±27
PE-V2 as extruded	334±26	15.3±1.1	436±22
PE-V2 recycled x1	327±9	14.9±0.3	462±40
PE-V2 recycled x2	328±18	16.1±1.0	507±65
PE-V2 recycled x3	347±22	16.6±0.5	384±34

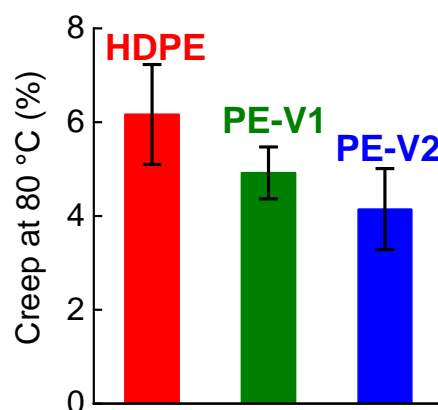
The mechanical properties of the vitrimers and the HDPE precursor were evaluated via tensile tests at 25 °C (Table 2, Fig S18). After extrusion, the Young's modulus and the tensile strength of PE-V1 vitrimer were comparable to that of HDPE, but were 33 and 23 % lower, respectively, in the case of PE-V2 vitrimer, reflecting the lower degree of crystallinity of PE-V2

(Table S1). The elongation at break of the vitrimers decreased from 1060 % for the HDPE precursor to 675 and 436 % for PE-V1 and PE-V2 vitrimers, respectively. This behavior is characteristic of cross-linked materials. However, a unique property of vitrimers is their ability to be recycled. Both PE-V1 and PE-V2 could be processed, ground, and reprocessed several times by means of extrusion or compression molding. After three recycling cycles, the mechanical properties of vitrimers were unaltered, demonstrating the ability of these permanently cross-linked materials to be efficiently recycled (Table 2).

Tensile tests were also performed at 80 °C on the vitrimers and their HDPE precursor (Fig. S19). At this temperature, both vitrimers displayed a tensile strength comparable to HDPE, while their dimensional stability was further increased as compared to HDPE, whose elongation at break reached 1,960 %, compared to 785 and 530 % for PE-V1 and PE-V2 vitrimers, respectively (Table 3). The creep resistance of these three polymers was evaluated at 80 °C by placing these materials under a constant load of 5 MPa for 60,000 s. Vitrimers PE-V1 and PE-V2 both showed superior creep resistances, with an improvement of 20 and 33 %, respectively, as compared to HDPE (Figs. 7 and S20).

**Table 3** Tensile properties at 80 °C of HDPE and PE-V1 and PE-V2 vitrimers as processed and recycled (up to 3 times). Average on 3 samples

	Young's modulus (MPa)	Tensile strength (MPa)	Elongation at break (%)
HDPE	123±35	6.07±0.54	1960±197
PE-V1	94±8	6.03±0.45	784±65
PE-V2	59±8	6.52±1.0	530±41



**Fig. 7** Creep resistance at 80 °C of PE vitrimers PE-V1 and PE-V2 as compared with the commercial HDPE precursor (4 specimens tested for each material).

## Conclusions

The transformation of commercial HDPE into a vitrimer by reactive extrusion using a single-step procedure was investigated. To this aim, a bis-boronic ester carrying two



nitroxide functions was prepared via a three-step synthetic route. Nitroxide chemistry was selected to graft the cross-linker in an attempt to limit as much as possible the formation of non-dynamic cross-links caused by the recombination of macroradicals. Using less than one mol% of bis-boronic ester cross-linker, HDPE vitrimers could be prepared by reactive extrusion. Vitrimers were able to completely relaxed stress at temperatures typically used to extrude HDPE, i.e., between 170 °C and 200 °C. Using a model network prepared with a bis-nitroxide that did not contain a dioxaborolane function, it was demonstrated that the complete stress relaxation observed below 200 °C for vitrimers was the result of dioxaborolane metathesis. It was also demonstrated that the alkoxyamine link formed as a result of the grafting of the bis-nitroxide cross-linker onto HDPE underwent irreversible detachment when vitrimers were exposed to temperatures superior to 210–220 °C for prolonged periods of time. As a consequence, the zero-shear viscosity of these vitrimers follows a singular behavior as function of temperature. The viscosity decreases progressively with temperature between 160 °C and approximately 200 °C, before dropping abruptly above 200–210 °C, to reach a viscosity comparable to that of the HDPE precursor. Therefore, below 200 °C, associative exchange reactions are mostly responsible for the flow properties of the vitrimers, while irreversible uncross-linking is predominant above 220 °C. This trend was confirmed and quantified via oscillatory rheology, performing strain sweep experiments. Thermogravimetric analyses of the vitrimers showed that these materials are thermally stable during heating ramps, with weight loss of 1 to 2% at 250 °C. It was also demonstrated that the vitrimers can be re-processed multiple times without significant deterioration of their mechanical properties.

The approach developed allowed access to vitrimers from commercial HDPE via a single-step reactive extrusion. This method should be applicable to other polymers that can be modified by radical grafting, allowing to transform a significant range of thermoplastics into vitrimers without modifying their existing and optimized syntheses. In parallel, if vitrimers with a greater thermal stability of the crosslinks are aimed at, the TEMPO moiety could be advantageously replaced by 2,2,10,10-tetramethylisindolin-N-oxyl (TMIO), which is thermally more stable than TEMPO and generates alkoxyamines with dissociation rate constants typically one order of magnitude lower than TEMPO based alkoxyamines.<sup>35</sup>

## Conflicts of interest

There are no conflicts to declare.

## Acknowledgements

We thank Antoine Breuillac for technical assistance with DMA, DSC, TGA and tensile test equipment. We thank Nathan Van Zee for his critical reading of the manuscript.

## References

1. J. Hopewell, R. Dvorak and E. Kosior, *Philos. Trans. R. Soc., B*, 2009, **364**, 2115.
2. L. Imbernon and S. Norvez, *Eur. Polym. J.*, 2016, **82**, 347.
3. W. Denissen, J. M. Winne and F. E. Du Prez, *Chem. Sci.*, 2016, **7**, 30.
4. Z. P. Zhang, M. Z. Rong and M. Q. Zhang, *Prog. Polym. Sci.*, 2018, **80**, 39.
5. L. Zhang and S. J. Rowan, *Macromolecules*, 2017, **50**, 5051.
6. M. M. Obadia, A. Jourdain, P. Cassagnau, D. Montarnal and E. Drockenmuller, *Adv. Funct. Mater.*, 2017, **27**, n/a.
7. D. Montarnal, M. Capelot, F. Tournilhac and L. Leibler, *Science*, 2011, **334**, 965.
8. M. Capelot, M. M. Unterlass, F. Tournilhac and L. Leibler, *ACS Macro Lett.*, 2012, **1**, 789.
9. O. R. Cromwell, J. Chung and Z. Guan, *J. Am. Chem. Soc.*, 2015, **137**, 6492.
10. T. F. Scott, A. D. Schneider, W. D. Cook and C. N. Bowman, *Science*, 2005, **308**, 1615.
11. R. Nicolay, J. Kamada, A. Van Wassen and K. Matyjaszewski, *Macromolecules*, 2010, **43**, 4355.
12. P. Taynton, K. Yu, R. K. Shoemaker, Y. Jin, H. J. Qi and W. Zhang, *Adv. Mater. (Weinheim, Ger.)*, 2014, **26**, 3938.
13. W. Denissen, G. Rivero, R. Nicolay, L. Leibler, J. M. Winne and F. E. Du Prez, *Adv. Funct. Mater.*, 2015, **25**, 2451.
14. Y.-X. Lu, F. Tournilhac, L. Leibler and Z. Guan, *J. Am. Chem. Soc.*, 2012, **134**, 8424.
15. M. Röttger, T. Domenech, R. van der Weegen, A. Breuillac, R. Nicolaÿ and L. Leibler, *Science*, 2017, **356**, 62.
16. R. L. Snyder, D. J. Fortman, G. X. De Hoe, M. A. Hillmyer and W. R. Dichtel, *Macromolecules (Washington, DC, U. S.)*, 2018, **51**, 389.
17. M. M. Obadia, B. P. Mudraboyina, A. Serghei, D. Montarnal and E. Drockenmuller, *J. Am. Chem. Soc.*, 2015, **137**, 6078.
18. B. Hendriks, J. Waelkens, J. M. Winne and F. E. Du Prez, *ACS Macro Lett.*, 2017, **6**, 930.
19. Y. Nishimura, J. Chung, H. Muradyan and Z. Guan, *J. Am. Chem. Soc.*, 2017, **139**, 14881.
20. J. S. A. Ishibashi and J. A. Kalow, *ACS Macro Lett.*, 2018, **7**, 482.
21. Z. Jia, C. A. Bell and M. J. Monteiro, *Macromolecules*, 2011, **44**, 1747.
22. K. Huang, J. Huang, M. Pan, G. Wang and J. Huang, *J. Polym. Sci., Part A: Polym. Chem.*, 2012, **50**, 2635.
23. R. Horng and S.-K. Lee, *Appl. Mech. Mater.*, 2014, **440**, 31.
24. A. Nakamura, S. Ito and K. Nozaki, *Chem. Rev.*, 2009, **109**, 5215.
25. T. C. Chung, *Prog. Polym. Sci.*, 2002, **27**, 39.
26. E. Passaglia, S. Coiai and S. Augier, *Prog. Polym. Sci.*, 2009, **34**, 911.
27. G. Moad, *Prog. Polym. Sci.*, 1999, **24**, 81.
28. L. Tebben and A. Studer, *Angew. Chem., Int. Ed.*, 2011, **50**, 5034.
29. J. Nicolas, Y. Guillaneuf, C. Lefay, D. Bertin, D. Gigmes and B. Charleux, *Prog. Polym. Sci.*, 2013, **38**, 63.
30. F. Cicogna, S. Coiai, E. Passaglia, I. Tucci, L. Ricci, F. Ciardelli and A. Batistini, *J. Polym. Sci., Part A: Polym. Chem.*, 2011, **49**, 781.
31. F. Cicogna, S. Coiai, P. Rizzarelli, S. Carroccio, C. Gambarotti, I. Domenichelli, C. Yang, N. T. Dintcheva, G.

- Filippone, C. Pinzino and E. Passaglia, *Polym. Chem.*, 2014, **5**, 5656.
32. S. Coiai, E. Passaglia and F. Cicogna, *Polym. Int.*, 2019, **68**, 27.
33. L. Lienafa, S. Monge, Y. Guillaneuf, B. Ameduri, D. Siri, D. Gigmes and J.-J. Robin, *Eur. Polym. J.*, 2018, **109**, 55.
34. R. G. Ricarte, F. Tournilhac and L. Leibler, *Macromolecules*, 2019, **52**, 432.
35. S. Marque, C. Le Mercier, P. Tordo and H. Fischer, *Macromolecules*, 2000, **33**, 4403.