



HAL
open science

Comment on “Free-Radical Formation by the Peroxidase-Like Catalytic Activity of MFe_2O_4 ($M = Fe, Ni, \text{ and } Mn$) Nanoparticles”

B. Meunier, Anne Robert

► To cite this version:

B. Meunier, Anne Robert. Comment on “Free-Radical Formation by the Peroxidase-Like Catalytic Activity of MFe_2O_4 ($M = Fe, Ni, \text{ and } Mn$) Nanoparticles”. *Journal of Physical Chemistry C*, 2019, 123 (46), pp.28513-28514. 10.1021/acs.jpcc.9b09075 . hal-02399318

HAL Id: hal-02399318

<https://hal.science/hal-02399318>

Submitted on 10 Nov 2020

HAL is a multi-disciplinary open access archive for the deposit and dissemination of scientific research documents, whether they are published or not. The documents may come from teaching and research institutions in France or abroad, or from public or private research centers.

L'archive ouverte pluridisciplinaire **HAL**, est destinée au dépôt et à la diffusion de documents scientifiques de niveau recherche, publiés ou non, émanant des établissements d'enseignement et de recherche français ou étrangers, des laboratoires publics ou privés.

Comment on "Free-radical formation by the peroxidase-like catalytic activity of MFe_2O_4 (M = Fe, Ni and Mn) nanoparticles"

Bernard Meunier,^[a,b] Anne Robert^[a]

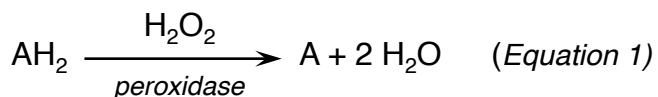
[a] Laboratoire de Chimie de Coordination du CNRS (LCC-CNRS), 205 route de Narbonne, BP 44099, 31077 Toulouse cedex 4, France, and Université de Toulouse, 31077 Toulouse cedex 4, France.

[b] School of Chemical Engineering and Light Industry, Guangdong University of Technology (GDUT), Higher Education Mega Center, 100 Waihuan Xi road, Panyu District, Guangzhou, 510006, P. R. China.

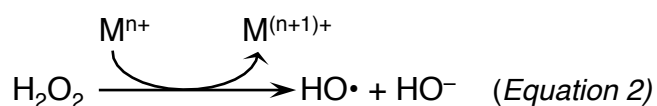
E-mail: anne.robert@lcc-toulouse.fr and bmeunier@lcc-toulouse.fr

The peroxidase-like activity of magnetite and its connection with a neurodegenerative disease such as Alzheimer's disease has been recently questioned by our group,¹ despite claims by Gao *et al.*² Since reproducibility is the essential factor in experimental sciences, the article of Moreno Maldonado *et al.* on the peroxidase-like activity of magnetite attracted our attention.³ As a matter of fact this new report is providing additional evidences on the absence of peroxidase activity of magnetite derivatives. The following comments are not a question of semantics, but are driven by the necessity to correctly describe the different possible origins of the oxidative stress involved in many neurodegenerative pathologies.

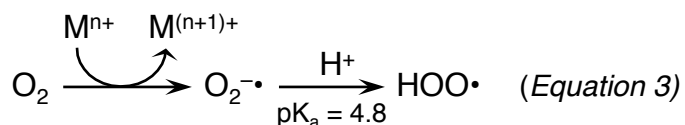
First question: are the authors really observing a "peroxidase-like catalytic activity" as claimed in the title? Peroxidases are enzymes able to perform the 2-electron oxidation of a substrate AH₂ using hydrogen peroxide as oxidant (see equation 1).



Mechanistic details concerning peroxidases and biomimetic models are available in textbooks.^{4,5} The authors did not report the catalytic oxidation of a peroxidase substrate, but they detected by spin-trap methods the presence of two radicals, HO• or HOO•, derived from the reaction of hydrogen peroxide or molecular oxygen, respectively, with low-valent metal ions. The hydroxyl radical HO• is the one-electron reduction product of hydrogen peroxide, generated by a low-valent metal ion in a Fenton-type reaction (see equation 2).



The hydroperoxyl radical HOO• is the protonated form of the superoxide anion O₂•⁻, which is the result of the one-electron reduction of molecular oxygen by a low-valent metal ion (equation 3). The protonation of superoxide anion with a pK_a value of 4.9 generates the neutral radical HOO• (named hydroperoxyl or perhydroxyl).⁶



These two oxygen-centered radicals are clearly not the products of a peroxidase-type reaction.

Second question: are both oxygen-centered radicals generated by a catalytic reaction? Peroxidases are highly efficient catalysts. For instance, a 2×10^{-11} M concentration of the paradigm horseradish peroxidase (HRP) achieves oxidation of 4×10^{-5} M of tetramethylbenzidine within 5 min, in acetate buffer pH 3.5, thus giving rise to a turnover number of 2 millions of catalytic cycles within this short period of time, which corresponds to a turnover rate of 7000 cycles per second.¹ In the article by Moreno Maldonado *et al.*, the total production of $\text{HO}\cdot + \text{HOO}\cdot$ with magnetite was slightly below 2000 nM (lanes “Fe-MNP”, Figure 4 of the ref. 3) for an initial concentration of Fe(II) of 1600 μM (120 μg of $\text{Fe}_{0.81}^{\text{II}}\text{Fe}_{2.19}^{\text{III}}\text{O}_4$ in 260 μL of solution, Experimental Methods). So the yield of these two oxyl radicals was only 0.13% with respect to Fe(II), a sub-stoichiometric number, far from a catalytic activity. The reported initial concentration of H_2O_2 was 0.49 M (Experimental Methods). The production of 2 μM of $\text{HO}\cdot + \text{HOO}\cdot$ therefore corresponds to the conversion of 0.0004%, a very small fraction of the starting amount of H_2O_2 . So, the very low and non-catalytic yield of $\text{HO}\cdot + \text{HOO}\cdot$ with respect to Fe(II)] is probably the result of a Fenton-type chemistry induced by adventitious redox-active iron impurities contained in the isolated nanoparticles or generated by traces of reductants.

In conclusion, the experimental results reported by Moreno Maldonado *et al.*, provide an additional proof that magnetite nanoparticles has no peroxidase activity. In addition, the authors mentioned that "no radical formation was evidenced for any sample at pH = 7.4", a value

corresponding to physiological pH. So, the biomedical claims are not consistent with the reported results. Consequently, the title of the article and all comments concerning a "peroxidase-like catalytic activity" (and putative biomedical claims) of magnetite and other ferrite nanoparticles, did not resist to a careful examination of experimental results. All the reported results can be summarized by the following sentence: "*No peroxidase activity is observed with MFe_2O_4 ($M = Fe, Ni$ and Mn) nanoparticules and only traces of hydroxyl and hydroperoxyl radicals are observed at $pH = 4.8$. At physiological pH , these radicals are not detected*".

References

- (1) Gumpelmayer, M.; Nguyen, M.; Molnàr, G.; Bousseksou, A.; Meunier, B.; Robert, A. Magnetite Fe_3O_4 Has no Intrinsic Peroxidase Activity and Is Probably not Involved in Alzheimer's Oxidative Stress. *Angew. Chem. Int. Ed.* **2018**, *57*, 14758-14763.
- (2) Gao, L.; Zhuang, J.; Nie, L.; Zhang, J.; Zhang, Y.; Gu, N.; Wang, T.; Feng, J.; Yang, D.; Perrett, S. *et al.* Intrinsic Peroxidase-Like Activity of Ferromagnetic Nanoparticles. *Nat. Nanotechnol.* **2007**, *2*, 577-583.
- (3) Moreno Maldonado, A. C.; Winkler, E. L.; Raineri, M.; Cordova, A. T.; Rodriguez, L. M.; Troiani, H. E.; Piscioti, M. L. M.; Vasquez Mansilla, M.; Tobia, D.; Nadal, M. S. *et al.* Free-Radical Formation by the Peroxidase-Like Catalytic Activity of MFe_2O_4 ($M = Fe, Ni$, and Mn) Nanoparticules. *J. Phys. Chem. C.* **2019**, *123*, 20617-10627.

(4) Everse, J., Everse, K. E., Grisham, M. B. Editors. *Peroxidases in Chemistry and Biology*, Vol. I and II; CRC Press, 1990.

(5) Meunier, B. Models of Heme Peroxidases and Catalases, *In Biomimetic Oxidations Catalyzed by Transition Metal Complexes*; Meunier, B. Ed.; Imperial College Press, 2000, Chap. 4.

(6) Kochi, J. K. Oxygen Radicals, *In Free Radicals*; Kochi, J. K. Ed.; John Wiley & Sons, 1973, Vol. II, Chap. 23.