



HAL
open science

A reassessment of the iron isotope composition of the Moon and its implications for the accretion and differentiation of terrestrial planets

Franck Poitrasson, Thomas Zambardi, Tomas Magna, Clive Neal

► **To cite this version:**

Franck Poitrasson, Thomas Zambardi, Tomas Magna, Clive Neal. A reassessment of the iron isotope composition of the Moon and its implications for the accretion and differentiation of terrestrial planets. *Geochimica et Cosmochimica Acta*, 2019, 267, pp.257-274. 10.1016/j.gca.2019.09.035 . hal-02399041

HAL Id: hal-02399041

<https://hal.science/hal-02399041>

Submitted on 19 Nov 2020

HAL is a multi-disciplinary open access archive for the deposit and dissemination of scientific research documents, whether they are published or not. The documents may come from teaching and research institutions in France or abroad, or from public or private research centers.

L'archive ouverte pluridisciplinaire **HAL**, est destinée au dépôt et à la diffusion de documents scientifiques de niveau recherche, publiés ou non, émanant des établissements d'enseignement et de recherche français ou étrangers, des laboratoires publics ou privés.

1 **A reassessment of the iron isotope composition**
2 **of the Moon and its implications for accretion**
3 **and differentiation of terrestrial planets**

4
5
6 Franck Poitrasson^{a,*}, Thomas Zambardi^a, Tomas Magna^b and Clive R. Neal^c

7
8 ^a Laboratoire Géosciences Environnement Toulouse,

9 Centre National de la Recherche Scientifique UMR 5563 – UPS – IRD – CNES, 14-16,
10 avenue Edouard Belin, 31400 Toulouse, France.

11 ^b Czech Geological Survey, Klarov 3, CZ-11821 Prague 1, Czech Republic.

12 ^c Department of Civil and Environmental Engineering and Earth Sciences, University of
13 Notre Dame, 156 Fitzpatrick Hall, Notre Dame, IN 46556, USA.

14
15
16
17 *Corresponding author; e_mail: Franck.Poitrasson@get.omp.eu

18
19 Submitted to *Geochimica et Cosmochimica Acta*

20
21 Second revised version 20th September 2019
22

23

24

Abstract

25
26
27
28
29
30
31
32
33
34
35
36
37
38
39
40
41
42
43
44
45
46
47
48
49

The Fe isotope composition of planetary bodies may provide constraints on their accretion modes and/or differentiation processes, but to do so, the Fe isotope systematics of key planetary reservoirs needs to be determined. To investigate this for the Moon, we measured the Fe isotope compositions for a suite of 33 bulk lunar mare basalts and highland rocks. Combined with published data, a compendium of 73 different lunar bulk rocks reveals a statistically significant Fe isotope difference between low-Ti and high-Ti mare basalts, yielding average $\delta^{57}\text{Fe} = 0.127 \pm 0.012\text{‰}$ (2SE; $n = 27$) and $\delta^{57}\text{Fe} = 0.274 \pm 0.020\text{‰}$ (2 SE; $n = 25$), respectively, relative to the IRMM-14 isotopic reference material. As lunar basalts are thought to reflect the Fe isotope composition of their respective mantle sources, the estimated relative proportion of the low-Ti and high-Ti source mantle suggests that the lunar upper mantle $\delta^{57}\text{Fe}$ value should be close to $0.142 \pm 0.026\text{‰}$. Whilst the composition of highland rocks (ferroan anorthosites and Mg-suite rocks) should provide a more global view of the Moon, the calculation of the mean $\delta^{57}\text{Fe}$ value of 15 available highland rock analyses yields $\delta^{57}\text{Fe} = 0.078 \pm 0.124\text{‰}$. Such a value is not defined precisely enough to be of critical use for comparative planetology. Ferroan anorthosites and Mg-suite rocks also give unresolvable means. It appears that Fe isotope heterogeneity among the lunar highland rocks is caused by non-representatively too small sample aliquots of coarse-grained rocks. It can also be the result of mixed lithologies for some. When the (kinetic) effect of olivine tending towards low $\delta^{57}\text{Fe}$ and feldspar with predominantly high $\delta^{57}\text{Fe}$ is cancelled, a more precise $\delta^{57}\text{Fe}$ value of $0.094 \pm 0.035\text{‰}$ is calculated. It is indistinguishable from the mean $\delta^{57}\text{Fe}$ of impact melts and is also similar to the upper lunar mantle estimate obtained from mare basalts. Collectively, this newly determined Fe isotope composition of the bulk Moon is indistinguishable from that of the Earth, and heavier than those reported for other planetary bodies. This planetary isotope

50 relationship is only observed for silicon given the currently available mass-dependent stable
51 isotope database. Because both iron and silicon reside in the Earth's metallic core in
52 significant quantities, this may point to the involvement of metallic cores of the Earth and
53 Moon in the interplanetary Fe and Si isotope fractionation. Rather than via high-pressure
54 metal-silicate fractionation at the core-mantle boundary, this would more likely be achieved
55 by partial vaporization of the liquid outer metallic core in the aftermath of a Moon-forming
56 giant impact.

57

58 Keywords: iron isotopes; Moon; mare basalts; anorthosites; Mg-suite; highland rocks.

59

60

1. Introduction

61

62 Investigation of the stable isotope compositions of planetary bodies other than the Earth
63 has been facilitated through the return of lunar samples by the Apollo missions, as well as the
64 recognition of Martian meteorites in existing collections (McSween Jr et al., 1979), and
65 meteorites coming from the differentiated asteroid Vesta (Consolmagno and Drake, 1977).
66 Following pioneering studies of oxygen, silicon and potassium isotope compositions (e.g.
67 Clayton et al., 1971; Clayton and Mayeda, 1983; Molini-Velsko et al., 1986; Humayun and
68 Clayton, 1995), the past 15 years witnessed rapid improvements in our knowledge of stable
69 isotope compositions of a number of major and trace elements in lunar and other planetary
70 bodies (e.g., Mg: (Wiechert and Halliday, 2007; Bourdon et al., 2010; Teng et al., 2010; Hin
71 et al., 2017); Si: (Georg et al., 2007; Fitoussi et al., 2009; Ziegler et al., 2010; Zambardi et al.,
72 2013); Ca: (Simon and DePaolo, 2010); Fe: (Poitrasson et al., 2004; Weyer et al., 2005;
73 Schoenberg and von Blanckenburg, 2006; Wang et al., 2015; Sossi and Moynier, 2017); Zn:
74 (Moynier et al., 2006; Paniello et al., 2012; Kato et al., 2015). These results were sometimes

75 controversial, either due to analytical difficulties and/or the use of older generation of mass
76 spectrometers, less precise and accurate (e.g., Mg: (Wiechert and Halliday, 2007; Bourdon et
77 al., 2010; Chakrabarti and Jacobsen, 2010; Teng et al., 2010); Si: (Georg et al., 2007; Fitoussi
78 et al., 2009; Savage et al., 2010; Ziegler et al., 2010; Zambardi et al., 2013), or resulting from
79 different interpretations of mass-dependent stable isotope variations (e.g., Fe: (Poitrasson et
80 al., 2004; Weyer et al., 2005; Schoenberg and von Blanckenburg, 2006; Beard and Johnson,
81 2007; Poitrasson, 2007; Weyer et al., 2007; Poitrasson, 2009; Polyakov, 2009; Rustad and
82 Yin, 2009; Wang et al., 2015; Elardo and Shahar, 2017; Elardo et al., 2019). For iron, this
83 resulted in debates on estimating the bulk stable isotope composition of planets (see Fig. 1, for
84 the Earth and the Moon). However, the interplanetary, mass dependent stable isotope
85 variations hold great promise in unraveling early Solar System processes, such as planetary
86 accretion mechanisms or mantle–core differentiation (Poitrasson et al., 2004; Georg et al.,
87 2007; Polyakov, 2009).

88 Ideally, these stable isotope tracers should be little affected by common geological
89 processes to allow easy interplanetary comparison (Humayun and Clayton, 1995). However,
90 for those stable isotopes affected by processes such as fractional crystallization or element
91 diffusion in solids, their fractionation mechanisms should be well understood and fully
92 quantified to be useful for planet formation studies. Unfortunately, this is not yet the case for
93 many of the elements under consideration. Beyond general rules common to all stable
94 isotopes, such as the effect of temperature on the magnitude of isotopic fractionation or the
95 stiffness of inter-atomic bonds (e.g. Schauble, 2004), initial studies have shown that elements
96 such as Fe, Mg or O will not fractionate in the same way because they are located in different
97 crystallographic coordination configurations or may be differently affected by redox
98 processes. For this reason, it is important to determine and understand the systematics of the
99 stable isotope fractionation during geological processes for all elements of interest.

100 Among these, iron has attracted considerable attention given its importance and large
101 abundances in terrestrial planets, and the discovery of different planetary Fe isotope
102 signatures (Poitrasson et al., 2004). However, with the expanding database, more complexities
103 than originally anticipated have been highlighted. For example, Liu et al. (2010) clearly
104 showed that there is a difference in the Fe isotope composition of lunar low-Ti and high-Ti
105 mare basalts that may directly mirror that of their respective mantle sources. This supports the
106 observations of Snyder et al. (1992) and Beard et al. (1998) who implied distinct mantle
107 sources of low-Ti and high-Ti mare basalts on the basis of petrogenetic modeling and
108 radiogenic isotope systematics, respectively. If true, this may eventually lead to a different
109 estimate for the bulk lunar Fe isotope composition. This finding is of notable importance as it
110 may provide a test for interplanetary Fe isotope variations imparted by either mantle–core
111 differentiation or partial vaporization in the aftermath of a Moon-forming giant impact
112 (Poitrasson, 2009).

113 In order to provide new constraints on Fe isotope fractionation during magmatic
114 evolution of the lunar magma ocean, we have determined the Fe isotope composition in a
115 suite of mare basalts and highland rocks. This new data set should enable a better evaluation
116 of potential differences between various lunar reservoirs and their significance in creating
117 bulk planetary signatures previously debated in the literature (Poitrasson et al., 2004; Weyer
118 et al., 2005; Beard and Johnson, 2007; Poitrasson, 2007; Weyer et al., 2007; Weyer and
119 Ionov, 2007; Liu et al., 2010; Wang et al., 2015; Elardo and Shahar, 2017; Sossi and Moynier,
120 2017; Elardo et al., 2019). Furthermore, the new Fe isotope data for several specimens were
121 collected in order to (i) verify earlier Fe isotope determinations by means of low mass
122 resolution MC-ICP-MS (Wiesli et al., 2003; Poitrasson et al., 2004), and (ii) constrain
123 potential sample heterogeneity problems (e.g., for olivine-normative basalt 15555).

124

2. Samples

125
126
127
128
129
130
131
132
133
134
135
136
137
138
139
140
141
142
143

The samples were selected to reflect a wide range in petrological and geochemical types (Neal and Taylor, 1992; Warren, 1993; Papike et al., 1998; Neal, 2001; Meyer, 2011), as well as in their location on the Moon as sampled by the Apollo missions. Nine low-Ti and 12 high-Ti mare basalts, one KREEP basalt and one KREEP-rich impact melt, five ferroan anorthosites, two Mg-suite norites, one Mg-suite troctolite, one dunite, and one Mg-suite noritic anorthosite were analyzed. Only pristine highland rocks were selected for the new analyses reported in the present work according to criteria given in Warren (1993) defined on the basis of siderophile element contents and textural characteristics. This is important when considering that meteorite bombardment affects Fe isotope signatures on the lunar surface (Wiesli et al., 2003; Moynier et al., 2006; Poitrasson, 2007). These new data are compared to all previously published bulk lunar rock Fe isotope determinations, making up a Fe isotope database of 73 lunar rock samples. Meteorites of lunar origin (see their Fe isotope data in Wang et al., 2015) were not included in this compilation. This is due to an uncertain location of their origin on the Moon, strong shock modification and potential weathering on the Earth's surface. Most lunar meteorites were recovered from hot deserts and it has previously been shown that weathering under these conditions can significantly affect the Fe isotope signatures of bulk meteorites (Saunier et al., 2010).

3. Methods

145
146
147
148
149

Between 3 and 30 mg of bulk-rock powder prepared from 0.1 to one gram of the original sample chip allocation were digested (See Table 1). Samples processed at GET-CNRS, Toulouse were dissolved with a mixture of concentrated HF–HNO₃–HCl in closed

150 high-pressure Teflon vessels in an oven at 135°C for 6 days. For samples processed at the
151 University of Lausanne, the same acid mixture was used and beakers were placed on a
152 hotplate at 120°C for 3 days. The resulting solutions were subsequently evaporated to dryness
153 and re-dissolved in 6M HCl on a hotplate at 120°C for 48 hours. Dried residues were
154 thereafter dissolved using 6M HCl prior to Fe purification by conventional anion-exchange
155 chromatography following established analytical protocols (Poitrasson et al., 2004, 2005).
156 The total procedural blanks were between 3 and 7 ng, which is more than three orders of
157 magnitude lower than Fe levels in samples and is thus considered negligible. Iron isotope
158 compositions were determined using a Neptune (ThermoFisher Scientific, Bremen, Germany)
159 high mass resolution multiple-collector inductively-coupled-plasma mass spectrometer (MC-
160 ICP-MS) housed at CNRS Toulouse, following the procedures detailed in Poitrasson and
161 Freydier (2005), which included mass bias correction of the purified Fe samples by Ni
162 doping. This approach accurately corrects for mass bias shifts caused by residual matrix
163 effects and results in a superior reliability of the measurements over the conventional
164 standard–sample bracketing method (see Poitrasson and Freydier, 2005).

165 The new Fe isotope compositions are reported in Table 1 using the standard delta
166 notation, in per mil (‰), relative to the European isotopic IRMM-14 reference material.
167 Analytical reproducibility was estimated on the basis of 80 analyses of an in-house hematite
168 standard from Milhas, Pyrénées (sometimes referred to in the literature as “ETH hematite
169 standard”), conducted over 3 years and in the same analytical sequences as the sample
170 analyses reported in Table 1. Every sample was typically analyzed six times; the long term
171 reproducibility of such pooled measurements can be estimated on the basis of the hematite
172 reference material analyses pooled in groups of six individual measurements. This yielded
173 $\delta^{57}\text{Fe} = 0.758 \pm 0.067\text{‰}$ and $\delta^{56}\text{Fe} = 0.511 \pm 0.046\text{‰}$ (2SD). Additionally, BHVO-2 and JB-2
174 basalt reference materials analyzed during this study yielded $\delta^{57}\text{Fe}$ of $0.182 \pm 0.062\text{‰}$ and

175 $0.095 \pm 0.082\%$ (2SD), respectively, in good agreement with literature values (Weyer et al.,
176 2005; Craddock and Dauphas, 2011).

177 In the reminder of this paper, the uncertainties of the sample set mean values are
178 calculated as two standard errors of the mean (2SE) rather than two standard deviations (2SD)
179 in order to indicate how well the mean values are constrained rather than to give a measure of
180 the spread of a set of individual measurements around the mean (see e.g. Miller and Miller,
181 1993). The 2SE calculation involves the use of the t-correcting factor that takes into account
182 the number of samples used in the calculation (Platzner, 1997). Furthermore, these 2SE
183 uncertainties represent a direct proxy of the Student's t-test (e.g., Poitrasson et al., 2004,
184 2005; Zambardi et al., 2013). All literature data have been recalculated in this way to be
185 mutually comparable. However, irrespective of whether calculated as either 2SE or 2SD, it is
186 important to note that these estimated uncertainties only include analytical random errors but
187 not systematic ones potentially associated with analytical or sampling biases.

188

189 **4. Results and comparison with previous data**

190

191 Thirty three new Fe isotope analyses of bulk lunar rock samples are listed in Table 1.
192 The low-Ti basalts and high-Ti basalts show well-defined but mutually distinct $\delta^{57}\text{Fe}$ ranges
193 from $0.043 \pm 0.023\%$ to $0.154 \pm 0.071\%$ and from $0.167 \pm 0.118\%$ to $0.354 \pm 0.118\%$,
194 respectively. The new Fe isotope data for low-Ti mare basalts confirm previous observations
195 of homogeneous $\delta^{57}\text{Fe}$ systematics, similar to Earth (Liu et al., 2010). Two high-K mare
196 basalts (10049, 10057) from the Apollo 11 high-Ti group show systematically lower $\delta^{57}\text{Fe}$
197 values ($\leq 0.187\%$) compared with the rest of the Apollo 11 suite ($\geq 0.290\%$) and the entire
198 Apollo 17 suite ($\geq 0.213\%$). KREEP basalt 15386 has $\delta^{57}\text{Fe} = 0.18 \pm 0.07\%$, intermediate
199 between low-Ti and high-Ti mare basalts.

200 The new highland data reveal a bulk rock $\delta^{57}\text{Fe}$ range from $-0.73 \pm 0.06\%$ to $0.50 \pm$
201 0.06% (Table 1). This $>1.2\%$ variation is surprisingly large for igneous rocks, and is only
202 approached by terrestrial mantle peridotites (see Williams et al., 2005; Weyer and Ionov,
203 2007; Zhao et al., 2010; Poitrasson et al., 2013). Ferroan anorthosites span a $\delta^{57}\text{Fe}$ range from
204 $-0.39 \pm 0.05\%$ to $0.50 \pm 0.06\%$ although the negative $\delta^{57}\text{Fe}$ datum has only been measured
205 for sample 60025. Two Mg-suite norites 15455 and 77215 exhibit $\delta^{57}\text{Fe}$ values of $0.07 \pm$
206 0.02% and $0.05 \pm 0.05\%$, respectively. Dunite 72415 yielded an extremely light $\delta^{57}\text{Fe}$ value
207 of $-0.73 \pm 0.06\%$ (Table 1 and Fig. 2). Mg-suite troctolite 76335 has $\delta^{57}\text{Fe} = -0.01 \pm 0.06\%$.
208 The two most negative values, from dunite 72415 and Fe-anorthosite 60025, were fully
209 duplicated by new sample powder dissolutions, iron purifications by ion exchange
210 chromatography and MC-ICP-MS measurements. In both cases, identical results were
211 obtained so the figures reported in Table 1 represent the average of these duplicate
212 determinations. The KREEP-rich basaltic impact melt 14310 yielded a $\delta^{57}\text{Fe} = 0.13 \pm 0.13\%$,
213 similar to the value for pristine KREEP basalt 15386.

214 Some new analyses reported in Table 1 represent replicate data obtained on a new
215 sample aliquot from the same Apollo rock compared to previously published values. Among
216 these, the new $\delta^{57}\text{Fe}$ values for several samples (low-Ti mare basalts 12045 and 14053, high-
217 Ti mare basalts 10057, 70135 and 74275, KREEP-rich basaltic impact melt 14310, KREEP
218 basalt 15386, Mg-suite norite 15455, anorthosites 15455 and 62255) are indistinguishable
219 within uncertainties from those reported elsewhere (Wiesli et al., 2003; Poitrasson et al.,
220 2004; Weyer et al., 2005). In contrast, new $\delta^{57}\text{Fe}$ values for Mg-suite norite 77215 are
221 significantly lower than the value published by Poitrasson et al. (2004), whereas the new
222 $\delta^{57}\text{Fe}$ value for high-Ti basalt 10003 is higher than that of Sossi and Moynier (2017). A full
223 replicate analysis of high-alumina basalt 14053 (Table 1), for which different chips were
224 obtained in two different CAPTEM allocations (to CRN and FP), have indistinguishable Fe

225 isotope compositions; yet the recent $\delta^{57}\text{Fe}$ value by Sossi and Moynier (2017) is higher. This
226 could be caused by modest sample heterogeneity because high-Al basalt 14053 was subject to
227 thermal metamorphism in an impact melt sheet that caused native Fe to form in the outer
228 portion of the sample (Taylor et al., 2004). The new measurement of Mg-suite dunite 72415
229 yielded $\delta^{57}\text{Fe} = -0.73 \pm 0.06\text{‰}$, which is statistically significantly lighter than the already
230 very light previously reported values of $-0.53 \pm 0.03\text{‰}$ (Wang et al., 2015), and $-0.60 \pm$
231 0.05‰ (Sossi and Moynier, 2017). Therefore, the very light Fe isotope signature of 72415 is
232 confirmed (Table 1 and Fig. 2).

233 Data reported for olivine-normative low-Ti basalt 15555 by Poitrasson et al. (2004) and
234 Weyer et al. (2005) were differing by more than 0.16‰ , and therefore well outside the quoted
235 analytical uncertainties. This possibly results from the medium- to coarse-grained nature of
236 this rock with variable olivine modal contents between different rock chips (Ryder, 1985).
237 Our new Fe isotope determination for basalt 15555 yields a $\delta^{57}\text{Fe}$ value intermediate to those
238 published elsewhere (Poitrasson et al., 2004; Weyer et al., 2005; Liu et al., 2010; Wang et al.,
239 2015; Sossi and Moynier, 2017). There are no published $\delta^{57}\text{Fe}$ values yet of olivines from
240 low-Ti basalt 15555. Taking the $\delta^{57}\text{Fe} = -0.117\text{‰}$ for olivine from low-Ti ilmenite basalt
241 12045 (Poitrasson et al., 2004) and assuming that the variable modal content of olivine in
242 15555 will not be accompanied by distinctive olivine Fe isotope compositions, we can
243 compute a bulk rock $\delta^{57}\text{Fe}$ ranging from 0.141 to 0.101‰ with olivine modal content varying
244 respectively from 5% to 20%, depending on the 15555 sample allocation (Meyer, 2011). This
245 0.040‰ range is four times smaller than the range of 15555 bulk rock values published so far,
246 which is 0.164‰ from six different rock allocations (Table 1). Taking the other low-Ti basalt
247 (sample 12021) olivine value of 0.08‰ published by Wang et al. (2015) would make the
248 range among calculated bulk rock $\delta^{57}\text{Fe}$ values for 15555 even smaller since it is closer to the
249 reported bulk rock values. This suggests that other causes than solely olivine modal contents

250 are responsible for the scatter among the published bulk rock $\delta^{57}\text{Fe}$ values for basalt 15555.
251 As discussed below, it is likely that unrepresentative aliquot allocations of coarse-grained and
252 mineralogically heterogeneous rocks such as 15555 is the main reason for this discrepancy.
253 The most extreme discrepancy with previous results is observed for ferroan anorthosite
254 60025. The new $\delta^{57}\text{Fe}$ result is $>0.6\text{‰}$ lighter than the value reported in Poitrasson et al.
255 (2004). A full replicate of the entire analytical protocol at CNRS Toulouse yielded an
256 identical result confirming the reliability of the analytical and instrumental procedures.
257 Petrologic heterogeneity within 60025 with various modal content of felsic and mafic
258 minerals depending on the sample fragment has been previously documented (e.g. James et
259 al., 1991; Torcivia and Neal, 2017, 2018). This will be discussed in more detail below.

260

261

5. Discussion

262

5.1 The key role of the sample size for representative Fe isotope analysis

263

264 The inter-laboratory comparison of Fe isotope measurement procedures on well-
265 homogenized silicate rock reference materials commonly shows good agreement (Beard and
266 Johnson, 2006; Poitrasson, 2006, 2007; Craddock and Dauphas, 2011). Hence, the
267 analytically significant $\delta^{57}\text{Fe}$ differences between new data and published values for lunar
268 samples 77215, 10003, 14053, 15555, 60025 and 72415 appear to reflect sample
269 heterogeneity rather than analytical issues. Literature data for high-Ti mare basalt 70035 also
270 yield discrepant $\delta^{57}\text{Fe}$ values (Fig. 2 and Supplementary Table). Given that the entire
271 replicated lunar sample data were obtained on powder aliquots produced from different rock
272 chips, it is possible that for at least these seven lunar rocks, the sample mass used to prepare
273 the powders was too small to be representative of the bulk rock $\delta^{57}\text{Fe}$ given the variable
274 mineral grain size. These sample sizes typically range from ~ 50 mg to ~ 1 g, but some studies

275 report Fe isotope analyses based on the direct dissolution of rock chips of “a few milligrams”
276 size (Wang et al., 2015). For the smaller sample sizes, Fe isotope variations probably reflect
277 the relative differences in abundance of the major mineral phases sampled (e.g. olivine in
278 basalt 15555, Ryder, 1985), which may carry distinctly different Fe isotope signature
279 (Poitrasson et al., 2004; Craddock et al., 2010; Wang et al., 2015). This would translate into
280 rock chips used for the analyses having olivine modal contents well outside the range of 5 to
281 20% reported for 15555 (Meyer, 2011). In contrast, the Fe isotope analysis of bulk terrestrial
282 rocks would be performed with an aliquot of powder typically produced from the crushing
283 and homogenization of at least several hundred grams of rock (see general rock sample
284 preparation methods in Potts, 1987). Though often underestimated, such a sampling issue was
285 previously pointed out for lunar Apollo rocks. For example, trace and even major element
286 concentration heterogeneity issues were noted for basalt 15555 when comparing analyses
287 based on powders made from rock aliquots of less than 1g (Ryder and Steele, 1988; Ryder
288 and Schuraytz, 2001). This was also reported to bias the oxygen isotope compositions of
289 basalts 75075 and 15555 (Spicuzza et al., 2007; Liu et al., 2010), and, more recently, the
290 silicon isotope composition of ferroan anorthosites 65035 and 60015 (Poitrasson and
291 Zambardi, 2015), when powders were produced from rock chips weighing less than ~100 mg
292 (Armytage et al., 2012). Moreover, for basalt 15555, an anomalously light Mg isotope
293 signature reported recently (Sedaghatpour and Jacobsen, 2019), combined with significant
294 Fe–Mg inter-mineral diffusion affecting Mg isotope systematics in olivine crystals of 15555
295 (Richter et al., 2016), provide an additional clue for possible sample Fe isotope heterogeneity
296 issue (see Table 1).

297 Our new results (Table 1 and Fig. 2) reveal an extended range of Fe isotope
298 compositions for lunar bulk rock samples (−0.73 to 0.50‰) relative to what has been
299 published so far (Wiesli et al., 2003; Poitrasson et al., 2004; Weyer et al., 2005; Liu et al.,

300 2010; Wang et al., 2015; Sossi and Moynier, 2017) with the most extreme values observed
301 among the highland rocks (Fig. 2 and Table 1). Most ferroan anorthosites show distinctly
302 heavy Fe isotope composition ($\delta^{57}\text{Fe} > 0.18\text{‰}$), similar to high-Ti basalts (Figure 2 and see
303 also Poitrasson, 2007), or even higher with ferroan anorthosite 15415 yielding $\delta^{57}\text{Fe} = 0.50\text{‰}$
304 (This study). This is consistent with the results of Fe isotope investigations of mineral
305 separates performed by Craddock et al. (2010) on a suite of low-Ti and high-Ti mare basalts,
306 clearly identifying ilmenite and plagioclase as ^{57}Fe -enriched phases.

307 Two different CAPTEM allocations of 60025 deviate by $>0.6\text{‰}$ in $\delta^{57}\text{Fe}$ (Table 1). Iron
308 is predominantly hosted by pyroxene and olivine in lunar rocks (Papike et al., 1998) and if
309 these phases are isotopically fractionated as is the case for mare basalts (Poitrasson et al.,
310 2004; Craddock et al., 2010), an effect on the Fe isotope signature of bulk anorthosites may be
311 expected since the occurrence of an isotopically fractionated Fe-rich mafic mineral phase may
312 modify the $\delta^{57}\text{Fe}$ values. These pilot studies on mineral separates from lunar basalts also
313 indicated that plagioclase is isotopically heavier than coexisting olivine and pyroxene. This
314 could indeed explain the heavy Fe isotope signature of anorthosites compared to some other
315 mafic highland rocks. In the case of 60025, Poitrasson et al. (2004) reported Fe content of
316 0.50 wt.%, whereas the analysis of the allocated sub-sample 60025,874 revealed 4.84 wt.%
317 Fe, nearly one order of magnitude higher abundance (Supplementary Table). Such a
318 composition approaches those of mafic portions of 60025 (Ryder, 1982; James et al., 1991;
319 Meyer, 2011) and confirms the larger occurrence of olivine and pyroxene in our sample
320 allocation, most probably leading to notably lower $\delta^{57}\text{Fe}$ signature relative to the other $\delta^{57}\text{Fe}$
321 measurements of 60025 and other anorthosites. In addition, Ryder (1982) concluded that
322 systematic variations in the mineral chemistry of 60025 were probably a reflection that this
323 sample was a mixture of closely related materials. Future work requires rigorous
324 investigations by in situ isotopic work on anorthosite mineral phases (e.g., Oeser et al., 2015)

325 to fully evaluate this. The influence of olivine is well illustrated at the bulk-rock scale with
326 dunite 72415 having ~93% modal olivine (Dymek et al., 1975) and with reported $\delta^{57}\text{Fe}$ values
327 ranging from -0.5 to -0.73‰ depending on the rock chip analyzed (Table 1 and Fig. 2). Such
328 isotopically light values in olivine could result from chemical diffusion-driven kinetic
329 disequilibrium between olivine and the last melt olivine was in contact with (Wang et al.,
330 2015). The implications of these findings are further discussed below.

331

332 **5.2 Iron isotope composition of different lunar reservoirs**

333

334 Bulk lunar samples may be grouped into four different sets given their petrologic
335 characteristics (e.g., Papike et al., 1998): Low-Ti basalts, high-Ti basalts, highland rocks and
336 impact melts. Nine new low-Ti basalts yield a mean $\delta^{57}\text{Fe} = 0.113 \pm 0.023\text{‰}$ (2SE) and 12
337 new high-Ti basalts analyses give $\delta^{57}\text{Fe} = 0.273 \pm 0.039\text{‰}$ (2SE). These values are
338 indistinguishable from mean $\delta^{57}\text{Fe}$ values of $0.118 \pm 0.028\text{‰}$ (2SE, $n = 10$) and $0.291 \pm$
339 0.051‰ (2SE, $n = 7$), reported by Liu et al. (2010) for low- and high-Ti basalts, respectively.
340 It should be noted that our new data include a full replicate analysis of high-alumina basalt
341 14053 (Table 1) for which different chips were obtained in two different CAPTEM
342 allocations. Given that these replicate analyses are indistinguishable within uncertainty, their
343 mean value is used for the low-Ti basalt average $\delta^{57}\text{Fe}$ reported above. The new data from this
344 study together with previously published results by Wiesli et al. (2003), Poitrasson et al.
345 (2004), Weyer et al. (2005), Liu et al. (2010), Wang et al. (2015) and Sossi and Moynier
346 (2017) yield a cumulative mean $\delta^{57}\text{Fe}_{\text{low-Ti}} = 0.127 \pm 0.012\text{‰}$ (2SE, $n = 27$; Table 1). For
347 replicate analyses, the average $\delta^{57}\text{Fe}$ of independent determinations is used to avoid
348 overweighting of samples analyzed multiple times in the calculated mean. Using the same
349 approach, we obtain a mean $\delta^{57}\text{Fe}_{\text{high-Ti}} = 0.274 \pm 0.020\text{‰}$ (2SE, $n = 25$; Table 1). Our eleven

350 new determinations of $\delta^{57}\text{Fe}$ in highland rocks lead to a less well-defined mean because of the
351 significant Fe isotope variations among the samples. With the literature data included, the
352 mean $\delta^{57}\text{Fe}_{\text{highland}} = 0.078 \pm 0.124\text{‰}$ (2SE, $n=15$; Table 1) is calculated. Within this group,
353 Fe-anorthosites yield a mean $\delta^{57}\text{Fe}$ composition of $0.192 \pm 0.207\text{‰}$ (2SE; $n = 6$) whereas a
354 $\delta^{57}\text{Fe}$ value of $0.002 \pm 0.179\text{‰}$ (2SE; $n = 9$) is obtained for the Mg-suite rocks. With literature
355 data included, impact melts yield a mean $\delta^{57}\text{Fe}_{\text{impact}} = 0.093 \pm 0.055\text{‰}$ (2SE, $n=5$).

356 The new data imply that the Fe isotope systematics of the Moon is more complex than
357 initially thought. As highlighted by Liu et al. (2010), low-Ti and high-Ti mare basalts possess
358 distinctive Fe isotope signatures (Fig. 2). With the new and published mare basalt data
359 included, a *t*-test allows us to reject the null hypothesis of a common origin of low-Ti and
360 high-Ti basalts with a level of confidence well above 99% (See Supplementary Table).
361 Furthermore, the *t*-tests show that both the highland rocks and the impact melts have Fe
362 isotope composition indistinguishable from that of the low-Ti basalts, whereas their mean
363 $\delta^{57}\text{Fe}$ values are statistically different from that of high-Ti basalts with a degree of confidence
364 higher than 99% (Supplementary Table). Hence, from the viewpoint of the observed Fe
365 isotope systematics, the different rock types may be arranged as two isotopically distinct
366 groups: a ^{57}Fe -enriched end-member defined by high-Ti basalts, and a ^{57}Fe -depleted end-
367 member best defined by low-Ti basalts, but also including impact melts and highland rocks,
368 though the latter do not define a well-constrained mean $\delta^{57}\text{Fe}$ value (Tables 1 and
369 Supplementary Table).

370 Impact melts do not represent a deep lunar reservoir since their origin in meteoritic
371 bombardment events occur at the lunar surface. Based on the review of Shearer et al. (2006),
372 low-Ti and high-Ti basalts make up a significantly larger component of the Moon in that they
373 cover 17% of lunar surface, but they represent just ~1% of the lunar crust volume (Head,
374 1976). The largest reservoir for which we have direct samples are highland rocks,

375 representing the remaining 99% of the lunar crust, that is, ~10% of the volume of the Moon
376 (Papike et al., 1998). However, the present work reveals that this reservoir is more
377 heterogeneous than previously anticipated (Poitrasson et al., 2004), with a total $\delta^{57}\text{Fe}$ range of
378 ~1.2‰. Subdividing these highland rocks into two groups consisting of ferroan anorthosites
379 and Mg-suite rocks makes no difference since both groups are also very heterogeneous
380 isotopically, as computed above. As discussed above, this likely stems from sample aliquot
381 allocations that are too small to produce representative $\delta^{57}\text{Fe}$ analyses of bulk rocks given the
382 frequently coarse-grained nature of highland rocks. Whether calculated as a highland rock
383 group or separated as a ferroan anorthosite and Mg-suite groups, the uncertainties of the
384 means are too high for the precision required for comparative planetology studies (i.e., <0.1‰
385 level; see Dauphas et al., 2009 and Poitrasson et al., 2013).

386 The next step is to determine whether the rock groups sampled at the surface of the
387 Moon (i.e., low-Ti, high-Ti mare basalts, highland rocks...) are actually representative of
388 larger-scale lunar reservoirs. Liu et al. (2010) have shown that low-Ti and high-Ti mare
389 basalts do not exhibit Fe isotope variations as a function of magmatic differentiation. This
390 feature has also been observed for most terrestrial igneous rocks, except for highly evolved
391 silicate compositions, such as granites and rhyolites (Poitrasson and Freydier, 2005;
392 Schoenberg and von Blanckenburg, 2006; Heimann et al., 2008; Schuessler et al., 2009; Telus
393 et al., 2012; Foden et al., 2015). Iron isotope variations in mafic rocks have been observed in
394 the closed-system Kilauea Iki lava lake, Hawaii (Teng et al., 2008), that were subsequently
395 shown to be caused by kinetic effects (Sio et al., 2013). Therefore, the question arises whether
396 or not mare basalts directly reflect the Fe isotope composition of their respective mantle
397 sources. The importance of partial melting in the Earth's mantle to generate systematic Fe
398 isotope differences in derivative melts has been debated for some time. Whereas some
399 consider this process to play a key role (Weyer et al., 2005; Weyer and Ionov, 2007; Williams

400 et al., 2005; 2009; Dauphas et al., 2009), others suggested that partial melting of pristine
401 peridotitic lithologies generates only minor $\delta^{57}\text{Fe}$ variations in the basaltic melts relative to
402 their peridotitic protoliths (Beard and Johnson, 2007; Poitrasson, 2007; Zhao et al., 2010;
403 Poitrasson et al., 2013). Accordingly, using Nuclear Resonant Inelastic X-ray Scattering
404 (NRIXS) measurements of synthetic glass and associated partial melting calculations,
405 Dauphas et al. (2014a) could explain only $\sim 1/3$ of the observed Fe isotopic difference between
406 measured MORBs and their estimated bulk silicate mantle. The issue is essentially linked to
407 their incorrect estimate of the bulk silicate mantle $\delta^{57}\text{Fe}$. If, instead of chondritic ($\sim 0\text{‰}$;
408 Dauphas et al., 2009; 2014a) a $\delta^{57}\text{Fe}$ value of $\sim 0.1\text{‰}$ is adopted for the Earth's mantle
409 (Poitrasson et al., 2004; 2013), then the discrepancy noted by Dauphas et al. (2014a) between
410 their experimental results and natural observations disappears. Hence, this issue remains
411 debated for the Earth and further experimental work is required. The putative mechanism to
412 explain Fe isotope fractionation during partial melting proposed by Dauphas et al. (2009;
413 2014a) hinges on the preferential incorporation of isotopically heavy Fe^{3+} in melts relative to
414 solid residuum. However, Liu et al. (2010) recognized that ferric iron does not occur in the
415 lunar mantle (Sato et al., 1973; Sato, 1976) and that experimental studies have shown the lack
416 of equilibrium Fe isotope fractionation between Fe metal (occurring in the lunar mantle) and
417 the prevalent Fe^{2+} species at mantle conditions (Roskosz et al., 2006; Poitrasson et al., 2009).
418 As a result, Liu et al. (2010) concluded that: 1) partial melting in the lunar mantle probably
419 did not produce Fe isotope fractionation, and 2) Fe isotope compositions of low-Ti and high-
420 Ti mare basalts directly mirror those of their corresponding lunar mantle sources. These
421 conclusions have recently been challenged by Sedaghatpour and Jacobsen (2019) on the basis
422 of a fractional crystallization model. However, these models are frequently underconstrained,
423 with many of the unknown parameters adjusted to fit the observed bulk-rock analyses (see
424 review by Dauphas et al., 2017). As a result, these models do not provide a strong constraint

425 on the actual process at play to explain the observed bulk-rock isotopic compositions
426 measured. For instance, Sedaghatpour and Jacobsen (2019) used an estimated $\Delta^{57}\text{Fe}_{\text{olivine-melt}}$
427 fractionation factor of -0.21‰ whereas it was shown experimentally to be at $\sim 0\text{‰}$ for mafic
428 melts, including those having the chemistry of mare basalts (Prissel et al., 2018). We thus take
429 this as a strong support for the conclusions derived by Liu et al. (2010).

430 Many authors have estimated the mineralogy of mantle sources of low-Ti and high-Ti
431 basalts. For example, Snyder et al. (1992) and Beard et al. (1998) inferred an important role of
432 ilmenite in the genesis of high-Ti basalts, although physical constraints of the lunar magma
433 ocean evolution must also be considered (e.g. Elkins-Tanton et al., 2011). Poitrasson (2007)
434 discussed that ilmenite, although potentially explaining elevated Ti contents of high-Ti basalts
435 (Snyder et al., 1992), would be incapable of shifting $\delta^{57}\text{Fe}$ towards high values given that
436 theoretical $\log\beta$ factors (a reduced isotopic partition function factor) calculated for ilmenite
437 were among the lowest for silicate and oxide minerals (compare Figures 1 and 2 from
438 Polyakov and Mineev, 2000). As a consequence, melting of an ilmenite-rich source should
439 not result in basaltic melts with elevated $\delta^{57}\text{Fe}$ values. However, more recent Fe isotope
440 analyses of mineral phases of mare basalts have shown that ilmenite is in most cases
441 isotopically heavier than coexisting pyroxene and plagioclase (Craddock et al., 2010). To
442 directly compare Fe isotope data for mineral separates with theoretical calculations, we have
443 to assume that the mineral fractions analyzed by Craddock et al. (2010) are pure and represent
444 equilibrium mineral isotope compositions. This might not be the case for all samples in their
445 study given the observed scatter in inter-mineral Fe isotopic fractionation, however. With this
446 caveat in mind, it would indicate that, similar to pyrite (Blanchard et al., 2009, 2012;
447 Polyakov et al., 2013), the Fe isotope fractionation factor for ilmenite estimated by Polyakov
448 and Mineev (2000) appears to be grossly underestimated. If correct, the heavy Fe isotope
449 signature of high-Ti mare basalts may be explained by partial melting of ilmenite in their

450 source mantle as proposed by Liu et al. (2010). They based their model on the inferences from
451 Snyder et al. (1992) and Elkins-Tanton et al. (2011) suggesting that >78% of the early lunar
452 magma ocean crystallized olivine and orthopyroxene, whereas an ilmenite-rich cumulate
453 formed only after 95% lunar magma ocean crystallization. Combined with the remote sensing
454 study of Giguere et al. (2000) indicating that high-Ti basalts should represent ~10% of all
455 lunar maria, Liu et al. (2010) estimated that only ~10% of the lunar upper mantle is akin to
456 the source of the high-Ti mare basalts, whereas the remaining is similar to the source of the
457 low-Ti mare basalts. Given that mare basalts likely mirror the Fe isotope composition of their
458 source (see above), we can estimate the $\delta^{57}\text{Fe}$ of the lunar upper mantle at $0.142 \pm 0.026\text{‰}$
459 (Fig. 2) from the newly derived mean $\delta^{57}\text{Fe}$ values of low-Ti and high-Ti basalts, combined
460 with the relative proportion of their mantle protoliths (of respectively 90 and 10%, with an
461 estimated uncertainty of 10% by Liu et al., 2010), using a simple mass balance calculation.
462 This value would apply to the upper ~250 km of the lunar mantle considering mare basalt
463 petrogenesis (Longhi, 1992). The estimated size of this reservoir from seismology extends
464 down to 500 km, where the limit between the upper and lower lunar mantle was set
465 (Nakamura, 1983).

466 It is interesting to note that lunar volcanic picritic glasses, thought to have been derived
467 from the melting of protoliths located 360–520 km deep in the lunar mantle (Delano, 1979;
468 Elkins-Tanton et al., 2003), show somewhat lighter Fe isotope signatures. However, the $\delta^{57}\text{Fe}$
469 values scatter by over ~0.5‰, even for the same samples (Poitrasson et al., 2004; Weyer et
470 al., 2005; Moynier et al., 2006; Sossi and Moynier, 2017). Whether this reflects Fe isotope
471 stratification intrinsic to the lunar mantle, an effect of volcanism through fire fountaining
472 (Poitrasson et al., 2004; Sossi and Moynier, 2017) or a sample heterogeneity issue remains to
473 be tested.

474 The lunar highland rocks, and notably the anorthosites that make up ~80% of the crust
475 (Papike et al., 1998), may potentially give a more comprehensive view of the lunar mantle
476 composition given that it was produced by magma ocean differentiation. Estimates for depth
477 of the early lunar magma ocean may vary from 500 to 1200 km, and up to the entire Moon,
478 depending again on whether seismic or petrological constraints are preferred (Shearer et al.,
479 2006; Wiczorek et al., 2006). However, as discussed above, the majority of the highland
480 samples for which Fe isotope data exist may show a potential effect of their coarse-grained,
481 essentially mono-mineral nature. This makes the determination of the Fe isotope composition
482 of the bulk lunar highlands reservoir based solely on mean $\delta^{57}\text{Fe}$ values of these rocks rather
483 imprecise ($0.078 \pm 0.124\text{‰}$; Table 1) to provide useful constraints. Even if highland rocks are
484 split into ferroan anorthosites and Mg-suite rocks, the large uncertainties remaining do not
485 change this conclusion. As a parallel to the isotopically heterogeneous Earth's mantle possibly
486 linked to partial melting events (Williams et al., 2005; Weyer and Ionov, 2007; Williams and
487 Bizimis, 2014), but most importantly due to metasomatic effects (Weyer et al., 2007; Zhao et
488 al., 2010; Poitrasson et al., 2013), a more precise $\delta^{57}\text{Fe}$ estimate of this reservoir can only be
489 provided by a careful consideration of the petrology of these rocks, even though metasomatic
490 processes are less likely for the Moon (Wang et al., 2015). It has been shown above that
491 plagioclase leads to heavy bulk-rock Fe isotope compositions whereas olivine tends towards
492 isotopically light values in case of diffusion. Besides sample aliquot representativeness issues,
493 such kinetic effects in olivine may make the bulk rock $\delta^{57}\text{Fe}$ lighter (Collinet et al., 2017). In
494 addition, these rocks may also represent mixed lithologies (Ryder, 1982; James et al., 1991).
495 Plotting the bulk-rock $\delta^{57}\text{Fe}$ versus the modal content of the other major phases from these
496 samples showing less variable Fe isotope fractionation, i.e., pyroxenes, leads to a more
497 precise Fe isotope composition for highland rocks (Fig. 3). By using samples with >10 modal
498 % pyroxene, a better-constrained mean $\delta^{57}\text{Fe}$ of $0.094 \pm 0.035\text{‰}$ is obtained for lunar

499 highlands. This value essentially corresponds to the mean of the six Mg-suite norites for
500 which Fe isotope compositions are available (Supplementary Table), although three
501 anorthosites and one Mg-suite troctolite also fall on this mean value (Fig. 3).

502

503 **5.3 Implications for the Fe isotope composition of bulk Moon**

504

505 Overall, it appears that the $\delta^{57}\text{Fe}$ estimate of the lunar upper mantle sampled by mare
506 basalts ($0.142 \pm 0.026\text{‰}$) is indistinguishable from the value obtained from highland rocks
507 ($0.094 \pm 0.035\text{‰}$; Fig. 3) that likely sample a larger portion of the lunar mantle. If partial
508 melting of the lunar mantle imparted no measurable Fe isotope fractionation (Liu et al., 2010;
509 Sossi and Moynier, 2017), it is likely that the highland $\delta^{57}\text{Fe}$ value of $0.094 \pm 0.035\text{‰}$ is a
510 relevant estimate of the silicate portion of the Moon, considering the mass balance of these
511 reservoirs.

512 Schoenberg and von Blanckenburg (2006) and Elardo and Shahar (2017) have
513 hypothesized that Fe isotope fractionation between silicate portions of terrestrial planets and
514 their metallic cores could occur. In contrast, the investigation of Fe isotope compositions in
515 various meteorite classes led to the conclusion that this mechanism is unlikely for planetary
516 bodies (Poitrasson et al., 2005), an inference also supported by subsequent experimental
517 investigations (Roskosz et al., 2006; Poitrasson et al., 2009; Hin et al., 2012). This conclusion
518 was challenged using the three–isotope experimental approach (Shahar et al., 2015), although
519 four out of the five more recent experimental results of Elardo et al. (2019) showed no
520 statistically significant Fe isotope fractionation between metal and silicate. In practice, this
521 three–isotope methodology involves, at high temperature, a first thorough chemical and
522 isotopic mixing between the liquid metallic alloy and the silicic melt followed by “un-mixing”
523 along a secondary fractionation line according to Shahar et al. (2017, see their Fig. 2B). As a

524 result, the remainder of the system evolution until isotopic equilibrium is very similar to time-
525 series experiments conducted without spike in which losses are monitored by mass balance.
526 Besides time series, the experiments of Poitrasson et al. (2009) were reversed, and the lack of
527 Fe isotope fractionation between metal and silicate at equilibrium under planetary core
528 formation conditions was also concluded in studies using a completely different experimental
529 set ups (Roskosz et al., 2006; Hin et al., 2012; and see also results of Elardo et al., 2019), as
530 well as in studies using meteorite samples (Poitrasson et al., 2005; Chernonozhkin et al.,
531 2016, 2017; Jordan et al., 2019). Further, this three-isotope experimental methodology could
532 also be affected by possible kinetic biases (Bourdon et al., 2018), so results obtained by this
533 method should be interpreted with caution.

534 On a more theoretical side based on NRIXS measurements of high-pressure mineral
535 phases, Polyakov (2009) proposed that a very high pressure-induced phase change in the
536 lower mantle, at pressures above ~ 100 GPa, may generate Fe isotope differences between the
537 silicate Earth and metallic core. This hypothesis does not apply to the lunar core-mantle
538 differentiation, though, given the too low pressures occurring in the lunar interior. The origin
539 of the lunar material in the aftermath of a Moon-forming giant impact is debated (see review
540 by Dauphas et al., 2014b), with models involving various proportions of the impactor material
541 and the proto-Earth mantle. However, the Moon forming material is unlikely to be inherited
542 from the silicate portion of the Earth from a giant impact occurring at a point when the Earth
543 was already big enough to reach 100 GPa since only a very small portion of the deep Earth
544 mantle would show this heavy Fe isotope signature in the framework of Polyakov (2009)
545 theory. Moreover, subsequent studies using similar NRIXS approaches did not support
546 Polyakov (2009) inferences since they have concluded that metal-silicate at high pressure and
547 high temperature conditions should result in undetectably small Fe isotope fractionation
548 (Dauphas et al., 2014a; Liu et al., 2017; Yang et al., 2019). Therefore, the estimate of Fe

549 isotope composition of the lunar silicate mantle also involves its small metallic core and it is
550 thus valid for the bulk Moon (Fig. 2). Collectively, at the current level of knowledge, the bulk
551 lunar $\delta^{57}\text{Fe}$ composition should be close to $0.094 \pm 0.035\%$, which is indistinguishable from
552 the Earth's value of $0.10 \pm 0.03\%$ (Fig. 2).

553 This lunar estimate agrees well with the recent value proposed by Sossi and Moynier
554 (2017), though on the basis of a more limited set of lunar samples (five Mg-suite rocks
555 consisting mostly of norites) and using different lines of reasoning. It is significantly heavier
556 than the other recent estimate of Wang et al. (2015) that was based on a sole sample only
557 (dunite 72415); that particular sample has been shown to yield rather heterogeneous $\delta^{57}\text{Fe}$
558 values depending on the sample allocation (Fig. 2) and it was based on a corrected isotopic Fe
559 composition using isotopic diffusion parameters in olivine that have been revised since (Oeser
560 et al., 2015).

561

562 **5.4 Implications for the formation of the Moon**

563

564 Given the previously described experimental and theoretical disagreements noted in the
565 literature as to whether the mantle–core differentiation did generate isotopically distinct
566 silicate and metallic reservoirs in the interior of the Earth, the bulk lunar Fe isotopic
567 composition can constitute a good test of this idea. If correct, we should expect a silicate
568 Earth with a heavier Fe isotope composition than that of the silicate Moon since the high
569 pressures required for the phase transition to impart additional Fe isotope fractionation were
570 not reached in the lunar interior. Realizing that no observation supports a Moon isotopically
571 lighter than the silicate fraction of the Earth, Polyakov (2009) and Rustad and Yin (2009)
572 concluded that a Moon-forming giant impact is required to enable the Moon to acquire the
573 heavy Fe isotope composition of the Earth through a homogenization process such as that

574 proposed by Pahlevan and Stevenson (2007). Such a scenario implies that a large fraction of
575 the Moon-forming material came from the proto-Earth mantle, which is not easy to achieve
576 even using high resolution numerical simulations (Canup et al., 2013). Furthermore, and as
577 discussed above, another constraint to this scenario is that the giant impact should have
578 occurred sufficiently late in the proto-Earth accretion history to achieve a mantle-core
579 boundary pressure well beyond ~100 GPa pressure at which the Fe isotope metal–silicate
580 fractionation process proposed by Polyakov (2009) can operate. However, the current Earth’s
581 mantle–core boundary is only ~32 GPa higher than this limit, so the proportion of mantle
582 having the phase change and associated isotopic effect proposed by Polyakov (2009) is
583 limited. Therefore, the Earth should have nearly reached its current size and enough time
584 should be allowed to lead the deep mantle to impart its Fe isotope composition to the
585 shallower portions by convection before the impact. However, it appears that terrestrial
586 mantle homogenization was not achieved ~1 Ga after Earth’s formation (Bennett et al., 2007;
587 Touboul et al., 2012; Debaille et al., 2013), so well after the putative Moon-forming giant
588 impact timeframe. Furthermore, the Moon forming material should essentially come from the
589 proto-Earth to make this scenario tenable, which seems unlikely (Canup et al., 2013; Dauphas
590 et al., 2014b). Hence, our best estimate for the Moon $\delta^{57}\text{Fe}$ value, which is indistinguishable
591 from that of the Earth (Fig. 2), therefore also provides a constraint against terrestrial mantle–
592 core Fe isotope fractionation.

593 However, whereas meteorite and experimental studies conclude the absence of Fe
594 isotope fractionation during mantle–core differentiation of planetary bodies (Poitrasson et al.,
595 2005; Roskosz et al., 2006; Poitrasson et al., 2009; Hin et al., 2012; Chernozkhin et al.,
596 2016, 2017), some recent experimental studies propose an opposite sense of fractionation
597 during mantle–core differentiation, that is, with a metallic portion becoming isotopically
598 heavier (Shahar et al., 2015; Elardo and Shahar, 2017; Elardo et al., 2019). Such a sense of Fe

599 isotope fractionation would yield planetary mantles isotopically lighter than chondrites. This
600 finds neither evidence from the lunar samples analyzed so far apart from the extremely
601 heterogeneous volcanic glasses (see above), nor is this supported by the latest planetary $\delta^{57}\text{Fe}$
602 estimates (see Wang et al., 2012; Sossi et al., 2016; Dauphas et al., 2017).

603 A simpler scenario can explain the heavy Fe isotope composition of the Earth, Moon
604 and angrite parent body through the increased volatility of light Fe isotopes during the
605 accretion of the protoplanetary disk (Sossi et al., 2016) and/or during accretionary impacts
606 (see Poitrasson et al., 2004). Sossi et al. (2016) proposed an effect linked to differential
607 condensation of solids in the protoplanetary accretion disk on the basis of a positive
608 correlation between $\delta^{57}\text{Fe}$ and Fe/Mn estimates of planetary bodies (Fig. 4a), except
609 chondrites. However, correlations between elemental ratios of contrasted volatilities (Rb/Sr or
610 Mn/Na) and $\delta^{57}\text{Fe}$ would rather suggest two different histories for the Earth, the Moon and the
611 angrite parent body on one side and Mars, Vesta and the chondrite (CI) parent body on the
612 other (Fig. 4b and c). Since there are no reasons to consider that Mars, Vesta and the
613 chondrite parent body chemistries were also unaffected by the effect of differential solid
614 condensation of the protoplanetary accretion disk, the dichotomy observed in Figs. 4b and c
615 suggests that Fe isotopes record different accretion mechanisms. The lack of Fe isotope
616 variation for Mars and Vesta relative to the chondrite (CI) parent body would imply
617 accretionary processes through runaway growth, whereas the Earth, Moon and angrite parent
618 body would be additionally affected by high-energy impacts towards the end of their accretion
619 history (Poitrasson et al., 2004; Wang et al., 2012). This would produce planetary bodies
620 enriched in heavy Fe isotopes through the loss of light Fe isotopes that do not necessarily
621 require percent-level Fe loss, as computed by Poitrasson et al., (2004), potentially leading to
622 measurable Fe isotope variations. This is in contrast to the effect of differential condensation
623 in the protoplanetary accretion disk that would primarily generate changes in elemental

624 abundances, potentially accompanied by Fe isotope variations (Sossi et al., 2016). According
625 to the dynamic and thermodynamic calculation of Dauphas et al. (2015), such a loss of light
626 isotopes to space in the aftermath of interplanetary impacts should be difficult for small parent
627 bodies of the size of the angrite parent body. However, more recent calculations involving the
628 track motion of Jupiter generating gas drag from recently impacted bodies make this
629 hypothesis feasible (Hin et al., 2017), although the calculations were conducted down to
630 bodies only having twice the size of the angrite parent body (<500 km). More observational
631 constraints are thus required to refine and reconcile these models.

632

633 **5.5 Evaluation of the model with other stable isotope systems**

634

635 There has been a growing body of mass-dependent stable isotope planetary studies in
636 the recent years that should be compared to the Fe isotope systematics to produce, as far as
637 possible, a scenario taking into account all available observations. Humayun and Clayton
638 (1995) failed to find K isotope fractionation among planetary bodies at the then-achievable
639 levels of precision of $\pm\sim 0.5\%$ at the 95% confidence level. Two decades later and using
640 advanced plasma source mass spectrometry techniques, Wang and Jacobsen (2016)
641 determined that lunar rocks are higher by $\sim 0.4\%$ in $\delta^{41}\text{K}$ relative to terrestrial samples and
642 chondrites. They interpreted this new observation as tracking the effect of a high-energy, high
643 angular momentum giant impact in a thick gas atmosphere surrounding the impacted proto-
644 Earth (Lock et al., 2018) rather than a low-energy disk equilibration model (Pahlevan and
645 Stevenson, 2007).

646 The stable isotope compositions of volatile elements Ga (half-mass condensation
647 temperature T_c of 968K, Lodders, 2003), Rb ($T_c = 800\text{K}$, Lodders, 2003) and Zn ($T_c = 726\text{K}$;
648 Lodders, 2003) also yielded isotopically heavier values consistent with a giant impact Moon-

649 forming scenario, associated with volatile loss (Paniello et al., 2012; Kato et al., 2015; Kato et
650 Moynier, 2017; Pringle and Moynier, 2017). However, as the database grows, the lunar
651 rocks appear to be extremely heterogeneous, notably anorthosites, yielding for example a
652 $\delta^{66}\text{Zn}$ range of more than 15‰ (Paniello et al., 2012; Kato et al., 2015). By comparing the
653 stable isotope composition of the variably volatile elements K, Rb and Zn, Pringle and
654 Moynier (2017) noted that there is no clear systematics between the planetary isotope
655 differences and the geochemical properties of these elements. This makes a detailed
656 discussion, besides the general idea of a volatility effect explaining the high $\delta^{41}\text{K}$, $\delta^{71}\text{Ga}$,
657 $\delta^{87}\text{Rb}$ and $\delta^{66}\text{Zn}$ for some lunar rocks relative to other planetary samples rather difficult.
658 Clearly, more work is needed to understand the igneous systematics of these stable isotope
659 systems, as already shown with the comparatively more studied Fe isotope systematics (see
660 above).

661 There is no consensus yet as to whether the majority of terrestrial bodies have a
662 chondritic $\delta^{26}\text{Mg}$ signature (see recent review by Teng, 2017, and see also Sedaghatpour and
663 Jacobsen, 2019), or if the Earth is isotopically heavier (Wiechert and Halliday, 2007; Hin et
664 al., 2017). This partly results from analytical difficulties to determine accurate $\delta^{26}\text{Mg}$ values
665 of silicate rock samples. Furthermore, lunar samples appear to yield heterogeneous $\delta^{26}\text{Mg}$
666 values, with high-Ti basalts tending towards lighter isotopic compositions according to
667 Sedaghatpour et al. (2013) and Sedaghatpour and Jacobsen (2019) whereas Wiechert and
668 Halliday (2007) found the opposite. Given these controversies, it is still difficult at this point
669 to use Mg isotope compositions to discuss planet formation and differentiation processes.

670 Silicon was another element that initially generated debates for analytical reasons
671 (Georg et al., 2007; Fitoussi et al., 2009). Further, magma differentiation or the nature of
672 protoliths may affect $\delta^{30}\text{Si}$ values of igneous rocks (Savage et al., 2014), including on the
673 Moon (Poitrasson and Zambardi, 2015), although no difference between low-Ti and high-Ti

674 mare basalts was observed (Armytage et al., 2012; Fitoussi and Bourdon, 2012; Zambardi et
675 al., 2013). However, most authors now agree on the relative $\delta^{30}\text{Si}$ differences between
676 meteorite types. They also concur that the Earth and the Moon are isotopically
677 indistinguishable, with $\delta^{30}\text{Si}$ close to -0.29‰ relative to NBS-28 reference material). These
678 two bodies are also isotopically heavier than Mars, Vesta and chondrites, but lighter than
679 angrites (see recent review in Poitrasson, 2017).

680 Lithium is an element seemingly not easy to use for interplanetary comparisons as it
681 may potentially show strong $\delta^7\text{Li}$ variations at the intra-mineral scale caused by thermal
682 diffusion or fluid circulations (see recent reviews in Tomascak et al., 2016 and Penniston-
683 Dorland et al., 2017). Yet resolved $\delta^7\text{Li}$ variations were observed for low-Ti versus high-Ti
684 mare basalts (Magna et al., 2006; Seitz et al., 2006; Day et al., 2016). Low-Ti basalts, the
685 Earth's mantle (Jeffcoate et al., 2007; Magna et al., 2008; Tomascak et al., 2008; Marschall et
686 al., 2017), Mars (Magna et al., 2015) and Vesta (Magna et al., 2014) all carry broadly similar
687 $\delta^7\text{Li}$ signatures at ~3–4‰.

688 Pilot studies of mass-dependent isotopic fractionations of $\delta^{87}\text{Sr}$ (Moynier et al., 2010)
689 and $\delta^{44}\text{Ca}$ (Simon and DePaolo, 2010) do not seem to reveal significant planetary differences
690 either. This could be observed besides large stable isotope variations of chondritic samples
691 (Simon and DePaolo, 2010; Charlier et al., 2012) and an effect of differentiation for igneous
692 terrestrial rocks for $\delta^{87}\text{Sr}$ (Charlier et al., 2012). This effect of igneous differentiation was
693 also observed for mass-dependent $\delta^{49}\text{Ti}$ and $\delta^{53}\text{Cr}$ compositions on Earth, along with a
694 dichotomy between high- and low-Ti lunar basalts (Bonnand et al., 2016a; Millet et al., 2016).
695 Yet, the authors of these studies found similar Earth-Moon stable isotope compositions. More
696 recently, Sossi et al. (2018) produced more lunar sample $\delta^{53}\text{Cr}$ values that led to an even more
697 scattered data set. After data filtering, they found an isotopically lighter Cr signature of the
698 Moon relative to the Earth, potentially reflecting volatile loss of oxygenated Cr species from

699 the Moon towards the end of the lunar accretion history, at the lunar magma ocean stage.
700 Chondrites and achondrites $\delta^{53}\text{Cr}$ are heterogeneous, possibly as a result of magmatic
701 differentiation for the latter (Bonnand et al., 2016b). Nevertheless, they seem to share the
702 $\delta^{53}\text{Cr}$ signature of the Earth overall (Schoenberg et al., 2016).

703 To summarize, only iron and silicon have so far been found to display a mass-dependent
704 enrichment towards heavy isotope composition of the Earth–Moon system relative to other
705 planetary bodies. Importantly, and in contrast to the other elements considered, Fe and Si are
706 likely the most abundant elements of the Earth’s core, besides Ni (e.g., Allègre et al., 2001;
707 McDonough, 2014), even though estimates for silicon remain more uncertain (e.g., Hirose et
708 al., 2013; Zambardi et al., 2013; Dauphas et al., 2015). As discussed above, metal–silicate
709 partitioning during mantle core–differentiation is unlikely to be the major cause to explain the
710 observed planetary Fe isotope compositions. Hence, it would be preferable, until proof of the
711 contrary is provided, if all those isotopic observations were explained by a single process that
712 some authors (Poitrasson et al., 2004; Zambardi et al., 2013) have proposed to interpret the
713 estimated Fe and Si isotopic composition of planets: the partial planetary melting and
714 vaporization associated with the Moon-forming giant impact. Experimental work has shown
715 that the vaporization rate of a metal species from liquid metal is much larger compared to that
716 of an oxide from a silicic melt (Wang et al., 1994). Therefore, at a given temperature of an
717 interplanetary impact-induced vaporization, elemental Fe and Si evaporation from a metallic
718 melt will be much more efficient than evaporation of respective oxides from the coexisting
719 silicic melt, and thus more likely to leave a stable isotope imprint through the loss of lighter
720 Fe and Si isotopes in space (Poitrasson et al., 2004; Zambardi et al., 2013). Numerical
721 simulation of a Moon-forming giant impact tend to exclude models yielding a too Fe-rich
722 outer disk to take into account the estimated lower bulk Fe content of the Moon relative to the
723 Earth (Canup, 2004; Cuk and Stewart, 2012; Reufer et al., 2012; Canup et al., 2013).

724 However, as mentioned above, the amount of Fe in the lunar-forming disk does not need to be
725 high to account for the observed mass-dependent Fe and Si isotope systematics since previous
726 quantitative estimates showed that less than 1% of iron and silicon loss from the Earth–Moon
727 system into space is required in this context to explain their observed heavy isotopic
728 compositions relative to other planetary bodies and chondrites (Poitrasson et al., 2004;
729 Zambardi et al., 2013).

730

731

6. Conclusions

732

733 The new Fe isotope data for various lunar rocks clearly show isotopically distinct
734 reservoirs. This is apparent from data for low-Ti and high-Ti mare basalts that have means
735 significantly different to a degree of confidence well beyond 99%. Partial melting in the lunar
736 mantle and subsequent magmatic evolution of these mafic melts probably did not induce Fe
737 isotope fractionation. Rather, this sharp difference in Fe isotope composition is likely due to
738 lunar mantle sources having different mineralogical compositions, with heavy Fe isotope
739 composition of high-Ti basalts likely reflecting the occurrence of ilmenite. The highland
740 rocks, that include ferroan anorthosites and Mg-suite rocks, also reveal a much larger isotopic
741 scatter than previously found, of about 1.2‰. The finding of large $\delta^{57}\text{Fe}$ differences among
742 different CAPTEM aliquot allocations of the same samples suggest that the common 0.1–1 g
743 sample size allocations is insufficient to produce a powder representative of these coarse-
744 grained rocks for Fe isotope measurements. It seems that feldspars tend towards heavy $\delta^{57}\text{Fe}$
745 whereas olivines tend towards light $\delta^{57}\text{Fe}$ values, possibly as a result of diffusive processes
746 for the latter. Excluding these effects with highland rocks having more than 10% pyroxene
747 modal content leads to a more precise highland $\delta^{57}\text{Fe}$ of $0.094 \pm 0.035\%$. This value, which is
748 based on six Mg-suite rocks but that is also within uncertainty reflected by three anorthosites

749 and one troctolite, is indistinguishable from the mean upper lunar mantle value defined using
750 the Fe isotope systematics of mare basalts. It likely represents the bulk Moon $\delta^{57}\text{Fe}$, which
751 also agrees within uncertainties with previous estimates for the bulk Earth.

752 Combined with literature data, this Earth-like Fe isotope composition of the Moon,
753 heavier by $\sim 0.1\%$ relative to chondrite parent bodies, Mars and Vesta, can be best explained
754 as fingerprinting the Moon-forming giant impact. This process alone provides the most
755 straightforward scenario to explain the observed isotopic pattern among planets, without
756 necessarily requiring a high-pressure, high-temperature metal-silicate stable isotope
757 fractionation event.

758

759

760 **Acknowledgements** – This study was made possible through three separate allocations of
761 lunar samples to CRN, FP and TM by CAPTEM. Carole Boucayrand, Jonathan Prunier and
762 Manuel Henry are thanked for maintaining the clean lab in excellent condition, as well as
763 Rémi Freydier and Jérôme Chmeleff for their efforts to have the Neptune MC-ICP-MS up
764 running. This manuscript was substantially revised and expanded following detailed
765 comments from Steve Elardo, two anonymous referees and GCA AE Munir Humayun. This
766 work was funded by a grant from the Programme National de Planétologie (PNP) of CNRS-
767 INSU to FP. CRN was supported by NASA grant NASA-NNX15AH76G.

768

769

References

770

771 Allègre, C.J., Manhès, G. and Lewin, E. (2001) Chemical composition of the Earth and the
772 volatility control on planetary genetics. *Earth Planet. Sci. Lett.* 185, 49-69.

773 Armytage, R.M.G., Georg, R.B., Williams, H.M. and Halliday, A.N. (2012) Silicon isotopes
774 in lunar rocks: Implications for the Moon's formation and the early history of the Earth.
775 *Geochim. Cosmochim. Acta* 77, 504-514.

776 Beard, B.L. and Johnson, C.M. (2004) Inter-mineral Fe isotope variations in mantle-derived
777 rocks and implications for the Fe geochemical cycle. *Geochim. Cosmochim. Acta* 68,
778 4727-4743.

779 Beard, B.L. and Johnson, C.M. (2006) Comment on "Heavy iron isotope composition of
780 granites determined by high resolution MC-ICP-MS" by F. Poitrasson and R. Freydier,
781 *Chemical Geology*, volume 222, pages 132-147. *Chem. Geol.* 235, 201-204.

782 Beard, B.L. and Johnson, C.M. (2007) Comment on "Iron isotope fractionation during
783 planetary differentiation" by S. Weyer et al., *Earth Planet. Sci. Lett.* V240, pages 251-264.
784 *Earth Planet. Sci. Lett.* 256, 633-637.

785 Beard, B.L., Taylor, L.A., Scherer, E.E., Johnson, C.M. and Snyder, G.A. (1998) The source
786 region and melting mineralogy of high-titanium and low-titanium lunar basalts deduced
787 from Lu-Hf isotope data. *Geochim. Cosmochim. Acta* 62, 525-544.

788 Bennett, V.C., Brandon, A.D. and Nutman, A.P. (2007) Coupled Nd-142-Nd-143 isotopic
789 evidence for Hadean mantle dynamics. *Science* 318, 1907-1910.

790 Blanchard, M., Poitrasson, F., Méheut, M., Lazzeri, M., Mauri, F. and Balan, E. (2009) Iron
791 isotope fractionation between pyrite (FeS₂), hematite (Fe₂O₃) and siderite (FeCO₃): A first-
792 principles density functional theory study. *Geochim. Cosmochim. Acta* 73, 6565-6578.

793 Blanchard, M., Poitrasson, F., Méheut, M., Lazzeri, M., Mauri, F. and Balan, E. (2012)
794 Comment on "New data on equilibrium iron isotope fractionation among sulfides:
795 Constraints on the mechanisms of sulfide formation in hydrothermal and igneous systems"
796 by V.B. Polyakov and D.M. Saultanov. *Geochim. Cosmochim. Acta* 87, 356-359.

797 Bonnard, P., Parkinson, I.J., Anand, M., 2016a. Mass dependent fractionation of stable
798 chromium isotopes in mare basalts: Implications for the formation and the differentiation
799 of the Moon. *Geochimica Et Cosmochimica Acta*, 175: 208-221.

800 Bonnard, P., Williams, H.M., Parkinson, I.J., Wood, B.J., Halliday, A.N., 2016b. Stable
801 chromium isotopic composition of meteorites and metal-silicate experiments: Implications
802 for fractionation during core formation. *Earth and Planetary Science Letters*, 435: 14-21.

803 Bourdon, B., Roskosz, M. and Hin, R.C. (2018) Isotope tracers of core formation. *Earth-Sci.*
804 *Rev.* 181, 61-81.

805 Bourdon, B., Tipper, E.T., Fitoussi, C. and Stracke, A. (2010) Chondritic Mg isotope
806 composition of the Earth. *Geochim. Cosmochim. Acta* 74, 5069-5083.

807 Canup, R.M., 2004. Simulations of a late lunar-forming impact. *Icarus*, 168(2): 433-456.

808 Canup, R.M., Barr, A.C., Crawford, D.A., 2013. Lunar-forming impacts: High-resolution
809 SPH and AMR-CTH simulations. *Icarus*, 222(1): 200-219.

810 Chakrabarti, R. and Jacobsen, S.B. (2010) The isotopic composition of magnesium in the
811 inner Solar System. *Earth Planet. Sci. Lett.* 293, 349-358.

812 Charlier, B.L.A., Nowell, G.M., Parkinson, I.J., Kelley, S.P., Pearson, D.G. and Burton, K.W.
813 (2012) High temperature strontium stable isotope behaviour in the early solar system and
814 planetary bodies. *Earth Planet. Sci. Lett.* 329, 31-40.

815 Chernozhkin, S.M., Goderis, S., Costas-Rodriguez, M., Claeys, P. and Vanhaecke, F.
816 (2016) Effect of parent body evolution on equilibrium and kinetic isotope fractionation: a
817 combined Ni and Fe isotope study of iron and stony-iron meteorites. *Geochim.*
818 *Cosmochim. Acta* 186, 168-188.

819 Chernozhkin, S.M., Weyrauch, M., Goderis, S., Oeser, M., McKibbin, S.J., Horn, I., Hecht,
820 L., Weyer, S., Claeys, P. and Vanhaecke, F. (2017) Thermal equilibration of iron meteorite

821 and pallasite parent bodies recorded at the mineral scale by Fe and Ni isotope systematics.
822 *Geochim. Cosmochim. Acta* 217, 95-111.

823 Clayton, R.N., Hurd, J.M. and Mayeda, T.K. (1971) Oxygen isotopic compositions of Apollo
824 15, 16 and 17 samples, and their bearing on lunar origin and petrogenesis. *Proceedings of*
825 *the Fourth Lunar and Planetary Science Conference* 4, 1417-1420.

826 Clayton, R.N. and Mayeda, T.K. (1983) Oxygen isotopes in eucrites, shergottites, nakhlites,
827 and chassignites. *Earth Planet. Sci. Lett.* 62, 1-6.

828 Collinet, M., Charlier, B., Namur, O., Oeser, M., Medard, E. and Weyer, S. (2017)
829 Crystallization history of enriched shergottites from Fe and Mg isotope fractionation in
830 olivine megacrysts. *Geochim. Cosmochim. Acta* 207, 277-297.

831 Consolmagno, G.J. and Drake, M.J. (1977) Composition and evolution of the eucrite parent
832 body: Evidence from rare earth elements. *Geochim. Cosmochim. Acta* 41, 1271-1282.

833 Craddock, P.R. and Dauphas, N. (2011) Iron isotope compositions of reference material,
834 geostandards and chondrites. *Geostandards and Geoanalytical Research* 35, 101-123.

835 Craddock, P.R., Dauphas, N. and Clayton, R.N. (2010) Mineralogical control on iron isotopic
836 fractionation during lunar differentiation and magmatism, *LPSC XXXXI*, Houston, p.
837 1230.pdf.

838 Craddock, P.R., Warren, J.M. and Dauphas, N. (2013) Abyssal peridotites reveal the near-
839 chondritic Fe isotopic composition of the Earth. *Earth Planet. Sci. Lett.* 365, 63-76.

840 Cuk, M., Stewart, S.T., 2012. Making the Moon from a Fast-Spinning Earth: A Giant Impact
841 Followed by Resonant Despinning. *Science*, 338(6110): 1047-1052.

842 Dauphas, N., Craddock, P.R., Asimow, P.D., Bennett, V.C., Nutman, A.P. and Ohnenstetter,
843 D. (2009) Iron isotopes may reveal the redox conditions of mantle melting from Archean
844 to Present. *Earth Planet. Sci. Lett.* 288, 255-267.

845 Dauphas, N., John, S.G. and Rouxel, O. (2017) Iron Isotope Systematics, in: Teng, F.Z.,
846 Watkins, J., Dauphas, N. (Eds.), Non-Traditional Stable Isotopes. Mineralogical Soc Amer
847 & Geochemical Soc, Chantilly, pp. 415-510.

848 Dauphas, N., Poitrasson, F., Burkhardt, C., Kobayashi, H. and Kurosawa, K. (2015) Planetary
849 and meteoritic Mg/Si and delta Si-30 variations inherited from solar nebula chemistry.
850 Earth Planet. Sci. Lett. 427, 236-248.

851 Dauphas, N., Burkhardt, C., Warren, P.H. and Teng, F.Z. (2014b) Geochemical arguments for
852 an Earth-like Moon-forming impactor. Philosophical Transactions of the Royal Society A-
853 Mathematical, Physical & Engineering Science 372, 20130244.

854 Dauphas, N., Roskosz, M., Alp, E.E., Neuville, D.R., Hu, M.Y., Sio, C.K., Tissot, F.L.H.,
855 Zhao, J., Tissandiere, L., Medard, E. and Cordier, C. (2014a) Magma redox and structural
856 controls on iron isotope variations in Earth's mantle and crust. Earth Planet. Sci. Lett. 398,
857 127-140.

858 Day, J.M.D., Qiu, L., Ash, R.D., McDonough, W.F., Teng, F.Z., Rudnick, R.L. and Taylor,
859 L.A. (2016) Evidence for high-temperature fractionation of lithium isotopes during
860 differentiation of the Moon. Meteoritics & Planetary Science 51, 1046-1062.

861 Debaille, V., O'Neill, C., Brandon, A.D., Haenecour, P., Yin, Q.Z., Mattielli, N. and Treiman,
862 A.H. (2013) Stagnant-lid tectonics in early Earth revealed by Nd-142 variations in late
863 Archean rocks. Earth Planet. Sci. Lett. 373, 83-92.

864 Dymek, R.F., Albee, A.L. and Chodos, A.A. (1975) Comparative petrology of lunar cumulate
865 rocks of possible primary origin: Dunite 72415, troctolite 76535, norite 78235 and
866 anorthosite 62237, Lunar and Planetary Science Conference, 6th. LPI, Houston, pp. 301-
867 341.

868 Elardo, S.M. and Shahar, A. (2017) Non-chondritic iron isotope ratios in planetary mantles as
869 a result of core formation. Nat. Geosci. 10, 317-321.

870 Elardo, S.M., Shahar, A., Mock, T.D. and Sio, C.K. (2019) The effect of core composition on
871 iron isotope fractionation between planetary cores and mantles. *Earth Planet. Sci. Lett.*
872 513, 124-134.

873 Elkins-Tanton, L.T., Burgess, S. and Yin, Q.Z. (2011) The lunar magma ocean: Reconciling
874 the solidification process with lunar petrology and geochronology. *Earth Planet. Sci. Lett.*
875 304, 326-336.

876 Fitoussi, C., Bourdon, B., Kleine, T., Oberli, F. and Reynolds, B.C. (2009) Si isotope
877 systematics of meteorites and terrestrial peridotites: implications for Mg/Si fractionation in
878 the solar nebula and for Si in the Earth's core. *Earth Planet. Sci. Lett.* 287, 77-85.

879 Foden, J., Sossi, P.A. and Wawryk, C.M. (2015) Fe isotopes and the contrasting petrogenesis
880 of A-, I- and S-type granite. *Lithos* 212, 32-44.

881 Georg, R.B., Halliday, A.N., Schauble, E.A. and Reynolds, B.C. (2007) Silicon in the Earth's
882 core. *Nature* 447, 1102-1106.

883 Giguere, T.A., Taylor, G.J., Hawke, B.R. and Lucey, P.G. (2000) The titanium contents of
884 lunar mare basalts. *Meteoritics & Planetary Science* 35, 193-200.

885 Head, J.W. (1976) Lunar volcanism in space and time. *Reviews of Geophysics* 14, 265-300.

886 Heimann, A., Beard, B.L. and Johnson, C.M. (2008) The role of volatile exsolution and sub-
887 solidus fluid/rock interactions in producing high Fe-56/Fe-54 ratios in siliceous igneous
888 rocks. *Geochim. Cosmochim. Acta* 72, 4379-4396.

889 Hin, R.C., Coath, C.D., Carter, P.J., Nimmo, F., Lai, Y.J., von Strandmann, P., Willbold, M.,
890 Leinhardt, Z.M., Walter, M.J. and Elliott, T. (2017) Magnesium isotope evidence that
891 accretional vapour loss shapes planetary compositions. *Nature* 549, 511.

892 Hin, R.C., Schmidt, M.W. and Bourdon, B. (2012) Experimental evidence for the absence of
893 iron isotope fractionation between metal and silicate liquids at 1 GPa and 1250-1300°C
894 and its cosmochemical consequences. *Geochim. Cosmochim. Acta* 93, 164-181.

895 Hirose, K., Labrosse, S. and Hernlund, J. (2013) Composition and State of the Core. Annual
896 Review of Earth and Planetary Sciences 41, 657-691.

897 Humayun, M. and Clayton, R.N. (1995) Potassium isotope cosmochemistry: Genetic
898 implications of volatile element depletion. *Geochim. Cosmochim. Acta* 59, 2131-2148.

899 James, O.B., Lindstrom, M.M. and McGee, J.J. (1991) Lunar ferroan anorthosite-60025 -
900 petrology and chemistry of mafic lithologies. *Proceedings of Lunar and Planetary Science*
901 21, 63-87.

902 Jeffcoate, A.B., Elliott, T., Kasemann, S.A., Ionov, D., Cooper, K. and Brooker, R. (2007) Li
903 isotope fractionation in peridotites and mafic melts. *Geochim. Cosmochim. Acta* 71, 202-
904 218.

905 Jerde, E.A., Snyder, G.A., Taylor, L.A., Liu, Y.G. and Schmitt, R.A. (1994) The origin and
906 evolution of lunar High-Ti basalts - periodic melting of a single-source at Mare
907 Tranquillitatis. *Geochim. Cosmochim. Acta* 58, 515-527.

908 Jordan, M.K., Tang, H.L., Kohl, I.E. and Young, E.D. (2019) Iron isotope constraints on
909 planetesimal core formation in the early solar system. *Geochim. Cosmochim. Acta* 246,
910 461-477.

911 Kato, C., Moynier, F., Valdes, M.C., Dhaliwal, J.K. and Day, J.M.D. (2015) Extensive
912 volatile loss during formation and differentiation of the Moon. *Nat. Commun.* 6, 4.

913 Kato, C. and Moynier, F. (2017) Gallium isotopic evidence for extensive volatile loss from
914 the Moon during its formation. *Sci. Adv.* 3, 5.

915 Liu, J., Dauphas, N., Roskosz, M., Hu, M.Y., Yang, H., Bi, W.L., Zhao, J.Y., Alp, E.E., Hu,
916 J.Y. and Lin, J.F. (2017) Iron isotopic fractionation between silicate mantle and metallic
917 core at high pressure. *Nat. Commun.* 8, 6.

918 Liu, Y., Spicuzza, M.J., Craddock, P.R., Day, J.M.D., Valley, J.W., Dauphas, N. and Taylor,
919 L.A. (2010) Oxygen and iron isotope constraints on near-surface fractionation effects and

920 the composition of lunar mare basalt source regions. *Geochim. Cosmochim. Acta* 74,
921 6249-6262.

922 Lodders, K., 2003. Solar system abundances and condensation temperatures of the elements.
923 *Astrophysical Journal*, 591(2): 1220-1247.

924 Lock, S.J., Stewart, S.T., Petaev, M.I., Leinhardt, Z., Mace, M.T., Jacobsen, S.B., Cuk, M.,
925 2018. The Origin of the Moon Within a Terrestrial Synestia. *Journal of Geophysical*
926 *Research-Planets*, 123(4): 910-951.

927 Longhi, J. (1992) Experimental Petrology and Petrogenesis of Mare Volcanics. *Geochim.*
928 *Cosmochim. Acta* 56, 2235-2251.

929 Magna, T., Wiechert, U. and Halliday, A.N. (2006) New constraints on the lithium isotope
930 compositions of the Moon and terrestrial planets. *Earth Planet. Sci. Lett.* 243, 336-353.

931 Magna, T., Ionov, D.A., Oberli, F. and Wiechert, U. (2008) Links between mantle
932 metasomatism and lithium isotopes: Evidence from glass-bearing and cryptically
933 metasomatized xenoliths from Mongolia. *Earth Planet. Sci. Lett.* 276, 214-222.

934 Magna, T., Simcikova, M. and Moynier, F. (2014) Lithium systematics in howardite-eucrite-
935 diogenite meteorites: Implications for crust-mantle evolution of planetary embryos.
936 *Geochim. Cosmochim. Acta* 125, 131-145.

937 Magna, T., Day, J.M.D., Mezger, K., Fehr, M.A., Dohmen, R., Aoudjehane, H.C. and Agee,
938 C.B. (2015) Lithium isotope constraints on crust-mantle interactions and surface processes
939 on Mars. *Geochim. Cosmochim. Acta* 162, 46-65.

940 Marschall, H.R., Wanless, V.D., Shimizu, N., von Strandmann, P., Elliott, T. and Monteleone,
941 B.D. (2017) The boron and lithium isotopic composition of mid-ocean ridge basalts and
942 the mantle. *Geochim. Cosmochim. Acta* 207, 102-138.

943 McDonough, W.F. (2014) Compositional model for the Earth's core, in: Carlson, R.W. (Ed.),
944 *The mantle and core*, 2nd ed. Elsevier, Amsterdam, pp. 559-576.

945 McSween Jr, H.Y., Taylor, L.A. and Stolper, E.M. (1979) Allan Hills 77005: A new meteorite
946 type found in Antarctica. *Science* 204, 1201-1203.

947 Meyer, C. (2011) Lunar sample compendium. NASA, Houston, p.
948 <http://curator.jsc.nasa.gov/lunar/compendium.cfm>.

949 Miller, J.C. and Miller, J.N. (1993) *Statistics for analytical chemistry*, 3rd ed. Ellis Horwood,
950 New York.

951 Millet, M.A., Dauphas, N., Greber, N.D., Burton, K.W., Dale, C.W., Debret, B., Macpherson,
952 C.G., Nowell, G.M., Williams, H.M., 2016. Titanium stable isotope investigation of
953 magmatic processes on the Earth and Moon. *Earth and Planetary Science Letters*, 449:
954 197-205.

955 Molini-Velsko, C., Mayeda, T.K. and Clayton, R.N. (1986) isotopic composition of silicon in
956 meteorites. *Geochim. Cosmochim. Acta* 50, 2719-2726.

957 Moynier, F., Agranier, A., Hezel, D.C. and Bouvier, A. (2010) Sr stable isotope composition
958 of Earth, the Moon, Mars, Vesta and meteorites. *Earth Planet. Sci. Lett.* 300, 359-366.

959 Moynier, F., Albarede, F. and Herzog, G.F. (2006) Isotopic composition of zinc, copper, and
960 iron in lunar samples. *Geochim. Cosmochim. Acta* 70, 6103-6117.

961 Nakamura, Y. (1983) Seismic velocity structure of the lunar mantle. *J. Geophys. Res.* 88.

962 Neal, C.R. (2001) Interior of the Moon: The presence of garnet in the primitive deep lunar
963 mantle. *J. Geophys. Res.-Planets* 106, 27865-27885.

964 Neal, C.R. and Taylor, L.A. (1992) Petrogenesis of Mare Basalts - a Record of Lunar
965 Volcanism. *Geochim. Cosmochim. Acta* 56, 2177-2211.

966 Oeser, M., Dohmen, R., Horn, I., Schuth, S. and Weyer, S. (2015) Processes and time scales
967 of magmatic evolution as revealed by Fe-Mg chemical and isotopic zoning in natural
968 olivines. *Geochim. Cosmochim. Acta* 154, 130-150.

969 Pahlevan, K. and Stevenson, D.J. (2007) Equilibration in the aftermath of the lunar-forming
970 giant impact. *Earth Planet. Sci. Lett.* 262, 438-449.

971 Papike, J.J., Ryder, G. and Shearer, C.K. (1998) Lunar samples, in: Papike, J.J. (Ed.),
972 *Planetary Materials*. Mineralogical Society of America, Washington, pp. 5-1:5-234.

973 Paniello, R.C., Day, J.M.D. and Moynier, F. (2012) Zinc isotopic evidence for the origin of
974 the Moon. *Nature* 490, 376-380.

975 Penniston-Dorland, S., Liu, X.M. and Rudnick, R.L. (2017) Lithium Isotope Geochemistry,
976 in: Teng, F.Z., Watkins, J., Dauphas, N. (Eds.), *Non-Traditional Stable Isotopes*.
977 *Mineralogical Soc Amer & Geochemical Soc, Chantilly*, pp. 165-217.

978 Platzner, I.T. (1997) *Modern isotope ratio mass spectrometry*. John Wiley & sons, Chichester,
979 514 p.

980 Poitrasson, F. (2006) On the iron isotope homogeneity level of the continental crust. *Chem.*
981 *Geol.* 235, 195-200.

982 Poitrasson, F. (2007) Does planetary differentiation really fractionate iron isotopes? *Earth*
983 *Planet. Sci. Lett.* 256, 484-492.

984 Poitrasson, F. (2009) Probes of the ancient and the inaccessible. *Science* 323, 882-883.

985 Poitrasson, F. (2017) Silicon isotope geochemistry, in: Teng, F.Z., Watkins, J.M., Dauphas,
986 N. (Ed.), *Non-traditional stable isotopes*. Mineralogical Society of America, Washington,
987 D.C., pp. 289-344.

988 Poitrasson, F., Delpech, G. and Grégoire, M. (2013) On the iron isotope heterogeneity of
989 lithospheric mantle xenoliths: implications for mantle metasomatism, the origin of basalts
990 and the iron isotope composition of the Earth. *Contrib. Mineral. Petrol.* 165, 1243-1258.

991 Poitrasson, F. and Freydier, R. (2005) Heavy iron isotope composition of granites determined
992 by high resolution MC-ICP-MS. *Chem. Geol.* 222, 132-147.

- 993 Poitrasson, F., Halliday, A.N., Lee, D.C., Levasseur, S. and Teutsch, N. (2004) Iron isotope
994 differences between Earth, Moon, Mars and Vesta as possible records of contrasted
995 accretion mechanisms. *Earth Planet. Sci. Lett.* 223, 253-266.
- 996 Poitrasson, F., Levasseur, S. and Teutsch, N. (2005) Significance of iron isotope mineral
997 fractionation in pallasites and iron meteorites for the core-mantle differentiation of
998 terrestrial planets. *Earth Planet. Sci. Lett.* 234, 151-164.
- 999 Poitrasson, F., Roskosz, M. and Corgne, A. (2009) No iron isotope fractionation between
1000 molten alloys and silicate melt to 2000°C and 7.7 GPa: Experimental evidence and
1001 implications for planetary differentiation and accretion. *Earth Planet. Sci. Lett.* 278, 376-
1002 385.
- 1003 Poitrasson, F. and Zambardi, T. (2015) An Earth-Moon silicon isotope model to track silicic
1004 magma origins. *Geochim. Cosmochim. Acta* 167, 301-312.
- 1005 Polyakov, V.B. (2009) Equilibrium iron isotope fractionation at core-mantle boundary
1006 conditions. *Science* 323, 912-914.
- 1007 Polyakov, V.B. and Mineev, S.D. (2000) The use of Mössbauer spectroscopy in stable isotope
1008 geochemistry. *Geochim. Cosmochim. Acta* 64, 849-865.
- 1009 Polyakov, V.B., Osadchii, E.G., Chareev, D.A., Chumakov, A.I. and Sergeev, I.A. (2013) Fe
1010 beta-factors for sulfides from NRIXS synchrotron experiments, 2013 Goldschmidt
1011 Conference. *Mineralogical Magazine*, Prague, p. 1985.
- 1012 Potts, P.J. (1987) *A handbook of silicate rock analysis*. Blackie Academic and Professional,
1013 London, 622 p.
- 1014 Pringle, E.A., Moynier, F. (2017). Rubidium isotopic composition of the Earth, meteorites,
1015 and the Moon: Evidence for the origin of volatile loss during planetary accretion. *Earth and*
1016 *Planetary Science Letters*, 473: 62-70.

1017 Prissel, K.B., Krawczynski, M.J., Nie, N.X., Dauphas, N., Couvy, H., Hu, M.Y., Alp, E.E.
1018 and Roskosz, M. (2018) Experimentally determined effects of olivine crystallization and
1019 melt titanium content on iron isotopic fractionation in planetary basalts. *Geochim.*
1020 *Cosmochim. Acta* 238, 580-598.

1021 Reufer, A., Meier, M.M.M., Benz, W., Wieler, R. (2012). A hit-and-run giant impact
1022 scenario. *Icarus*, 221(1): 296-299.

1023 Richter, F.M., Chaussidon, M., Mendybaev, R.A. and Taylor, L.A. (2016) Magnesium
1024 isotopic zoning of an olivine grain from lunar microgabbro 15555: Constraints on
1025 crystallization and cooling, LPSC XXXXVII, Houston, p. 1146.pdf.

1026 Roskosz, M., Luais, B., Watson, H.C., Toplis, M.J., Alexander, C.M.O. and Mysen, B.O.
1027 (2006) Experimental quantification of the fractionation of Fe isotopes during metal
1028 segregation from a silicate melt. *Earth Planet. Sci. Lett.* 248, 851-867.

1029 Rustad, J.R. and Yin, Q.Z. (2009) Iron isotope fractionation in the Earth's lower mantle. *Nat.*
1030 *Geosci.* 2, 514-518.

1031 Ryder, G. (1982) Lunar anorthosite 60025, the petrogenesis of lunar anorthosites, and the
1032 composition of the Moon. *Geochim. Cosmochim. Acta* 46, 1591-1601.

1033 Ryder, G. (1985) Catalog of Apollo 15 rocks. Part 2. 15306-15468. NASA, Houston, pp. 339-
1034 777.

1035 Ryder, G. and Schuraytz, B.C. (2001) Chemical variation of the large Apollo 15 olivine-
1036 normative mare basalt rock samples. *J. Geophys. Res.-Planets* 106, 1435-1451.

1037 Ryder, G. and Steele, A. (1988) Chemical dispersion among Apollo 15 olivine-normative
1038 mare basalts, Lunar and Planetary Science Conference, 18th. LPI, Houston, pp. 273-282.

1039 Sato, M. (1976) Oxygen fugacity and other thermochemical parameters of Apollo 17 high-Ti
1040 basalts and their implications on the reduction mechanism. *Proceedings of the Seventh*
1041 *Lunar and Planetary Science Conference* 7, 1323-1344.

1042 Sato, M., Hickling, N.L. and McLane, J.E. (1973) Oxygen fugacity values of Apollo 12, 14,
1043 and 15 lunar samples and reduced state of lunar magmas. Proceedings of the Fourth Lunar
1044 and Planetary Science Conference 4, 1061-1079.

1045 Saunier, G., Poitrasson, F., Moine, B.N., Grégoire, M. and Seddiki, A. (2010) Effect of hot
1046 desert weathering on the bulk-iron isotope composition of L6 and H5 ordinary chondrites.
1047 Meteorit. Planet. Sci. 45, 195-209.

1048 Savage, P.S., Armytage, R.M.G., Georg, R.B., Halliday, A.N., 2014. High temperature silicon
1049 isotope geochemistry. Lithos, 190-191: 500-519.

1050 Savage, P.S., Georg, R.B., Armytage, R.M.G., Williams, H.M. and Halliday, A.N. (2010)
1051 Silicon isotope homogeneity in the mantle. Earth Planet. Sci. Lett. 295, 139-146.

1052 Schauble, E.A. (2004) Applying stable isotope fractionation theory to new systems,
1053 Geochemistry of Non-Traditional Stable Isotopes, pp. 65-111.

1054 Schoenberg, R. and von Blanckenburg, F. (2006) Modes of planetary-scale Fe isotope
1055 fractionation. Earth Planet. Sci. Lett. 252, 342-359.

1056 Schoenberg, R., Merdian, A., Holmden, C., Kleinhanns, I.C., Hassler, K., Wille, M. and
1057 Reitter, E. (2016) The stable Cr isotopic compositions of chondrites and silicate planetary
1058 reservoirs. Geochim. Cosmochim. Acta 183, 14-30.

1059 Schuessler, J., Schoenberg, R. and Sigmarsson, O. (2009) Iron and lithium isotope
1060 systematics of the Hekla volcano, Iceland – Evidence for Fe isotope fractionation during
1061 magma differentiation. Chem. Geol. 258, 78-91.

1062 Sedaghatpour, F. and Jacobsen, S.B. (2019) Magnesium stable isotopes support the lunar
1063 magma ocean cumulate remelting model for mare basalts. Proc. Natl. Acad. Sci. U. S. A.
1064 116, 73-78.

1065 Sedaghatpour, F., Teng, F.Z., Liu, Y., Sears, D.W.G., Taylor, L.A., 2013. Magnesium
1066 isotopic composition of the Moon. Geochimica et Cosmochimica Acta, 120: 1-16.

1067 Seitz, H.M., Brey, G.P., Weyer, S., Durali, S., Ott, U., Munker, C., Mezger, K., 2006. Lithium
1068 isotope compositions of Martian and lunar reservoirs. *Earth and Planetary Science Letters*,
1069 245(1-2): 6-18.

1070 Shahar, A., Elardo, S.M. and Macris, C.A. (2017) Equilibrium Fractionation of Non-
1071 traditional Stable Isotopes: an Experimental Perspective, in: Teng, F.Z., Watkins, J.,
1072 Dauphas, N. (Eds.), *Non-Traditional Stable Isotopes*. Mineralogical Soc Amer &
1073 Geochemical Soc, Chantilly, vol. 82, pp. 65-83.

1074 Shahar, A., Hillgren, V.J., Horan, M.F., Mesa-Garcia, J., Kaufman, L.A. and Mock, T.D.
1075 (2015) Sulfur-controlled iron isotope fractionation experiments of core formation in
1076 planetary bodies. *Geochim. Cosmochim. Acta* 150, 253-264.

1077 Shearer, C.K., Hess, P.C., Wieczorek, M.A., Pritchard, M.E., Parmentier, E.M., Borg, L.E.,
1078 Longhi, J., Elkins-Tanton, L.T., Neal, C.R., Antonenko, I., Canup, R.M., Halliday, A.N.,
1079 Grove, T.L., Hager, B.H., Lee, D.C. and Wiechert, U. (2006) Thermal and magmatic
1080 evolution of the Moon, *New Views of the Moon*. MSA, pp. 365-518.

1081 Simon, J.I. and DePaolo, D.J. (2010) Stable calcium isotopic composition of meteorites and
1082 rocky planets. *Earth Planet. Sci. Lett.* 289, 457-466.

1083 Sio, C.K.I., Dauphas, N., Teng, F.Z., Chaussidon, M., Helz, R.T. and Roskosz, M. (2013)
1084 Discerning crystal growth from diffusion profiles in zoned olivine by in situ Mg-Fe
1085 isotopic analyses. *Geochim. Cosmochim. Acta* 123, 302-321.

1086 Snyder, G.A., Taylor, L.A. and Neal, C.R. (1992) A Chemical-Model for Generating the
1087 Sources of Mare Basalts - Combined Equilibrium and Fractional Crystallization of the
1088 Lunar Magmasphere. *Geochim. Cosmochim. Acta* 56, 3809-3823.

1089 Sossi, P.A. and Moynier, F. (2017) Chemical and isotopic kinship of iron in the Earth and
1090 Moon deduced from the lunar Mg-Suite. *Earth Planet. Sci. Lett.* 471, 125-135.

1091 Sossi, P.A., Nebel, O., Anand, M. and Poitrasson, F. (2016) On the iron isotope composition
1092 of Mars and volatile depletion in the terrestrial planets. *Earth Planet. Sci. Lett.* 449, 360-
1093 371.

1094 Spicuzza, M.J., Day, J.M.D., Taylor, L.A. and Valley, J.W. (2007) Oxygen isotope constraints
1095 on the origin and differentiation of the Moon. *Earth Planet. Sci. Lett.* 253, 254-265.

1096 Taylor, L.A., Patchen, A., Mayne, R.G. and Taylor, D.H. (2004) The most reduced rock from
1097 the moon, Apollo 14 basalt 14053: Its unique features and their origin. *Am. Mineral.* 89,
1098 1617-1624.

1099 Telus, M., Dauphas, N., Moynier, F., Tissot, F.L.H., Teng, F.Z., Nabelek, P.I., Craddock, P.R.
1100 and Groat, L.A. (2012) Iron, zinc, magnesium and uranium isotopic fractionation during
1101 continental crust differentiation: The tale from migmatites, granitoids, and pegmatites.
1102 *Geochim. Cosmochim. Acta* 97, 247-265.

1103 Teng, F.Z., 2017. Magnesium Isotope Geochemistry. In: Teng, F.Z., Watkins, J., Dauphas, N.
1104 (Eds.), *Non-Traditional Stable Isotopes. Reviews in Mineralogy & Geochemistry.*
1105 *Mineralogical Soc Amer & Geochemical Soc, Chantilly*, pp. 219-287.

1106 Teng, F.Z., Dauphas, N. and Helz, R.T. (2008) Iron isotope fractionation during magmatic
1107 differentiation in Kilauea Iki Lava Lake. *Science* 320, 1620-1622.

1108 Teng, F.Z., Li, W.Y., Ke, S., Marty, B., Dauphas, N., Huang, S.C., Wu, F.Y. and Pourmand,
1109 A. (2010) Magnesium isotopic composition of the Earth and chondrites. *Geochim.*
1110 *Cosmochim. Acta* 74, 4150-4166.

1111 Tomascak, P.B., Langmuir, C.H., le Roux, P.J. and Shirey, S.B. (2008) Lithium isotopes in
1112 global mid-ocean ridge basalts. *Geochim. Cosmochim. Acta* 72, 1626-1637.

1113 Tomascak, P.B., Magna, T. and Dohmen, R. (2016) *Advances in Lithium isotope*
1114 *geochemistry.* Springer Verlag, 195 p.

- 1115 Torcivia, M.A. and Neal, C.R. (2017) Ferroan Anorthosite 60025: Magma ocean product -
1116 and more!, LPSC XXXXVIII, Houston, p. 1480.pdf.
- 1117 Torcivia, M.A. and Neal, C.R. (2018) Ferroan Anorthosite 60025: A lunar breccia, LPSC
1118 XXXXIX, Houston, p. 1331.pdf.
- 1119 Touboul, M., Puchtel, I.S. and Walker, R.J. (2012) W-182 Evidence for Long-Term
1120 Preservation of Early Mantle Differentiation Products. *Science* 335, 1065-1069.
- 1121 Wang, K. and Jacobsen, S.B. (2016) Potassium isotopic evidence for a high-energy giant
1122 impact origin of the Moon. *Nature* 538, 487.
- 1123 Wang, K., Jacobsen, S.B., Sedaghatpour, F., Chen, H. and Korotev, R.L. (2015) The earliest
1124 Lunar Magma Ocean differentiation recorded in Fe isotopes. *Earth Planet. Sci. Lett.* 430,
1125 202-208.
- 1126 Wang, K., Moynier, F., Dauphas, N., Barrat, J.A., Craddock, P. and Sio, C.K. (2012) Iron
1127 isotope fractionation in planetary crusts. *Geochim. Cosmochim. Acta* 89, 31-45.
- 1128 Warren, P.H. (1993) A concise compilation of petrologic information on possibly nonmare
1129 Moon rocks. *Am. Mineral.* 78, 360-376.
- 1130 Weyer, S., Anbar, A.D., Brey, G.P., Munker, C., Mezger, K. and Woodland, A.B. (2005) Iron
1131 isotope fractionation during planetary differentiation. *Earth Planet. Sci. Lett.* 240, 251-264.
- 1132 Weyer, S., Anbar, A.D., Brey, G.P., Munker, C., Mezger, K. and Woodland, A.B. (2007) Fe-
1133 isotope fractionation during partial melting on Earth and the current view on the Fe-isotope
1134 budgets of the planets - (reply to the comment of F. Poitrasson and to the comment of B.L.
1135 Beard and C.M. Johnson on "Iron isotope fractionation during planetary differentiation" by
1136 S. Weyer, A.D. Anbar, G.P. Brey, C. Munker, K. Mezger and A.B. Woodland). *Earth
1137 Planet. Sci. Lett.* 256, 638-646.
- 1138 Weyer, S. and Ionov, D.A. (2007) Partial melting and melt percolation in the mantle: The
1139 message from Fe isotopes. *Earth Planet. Sci. Lett.* 259, 119-133.

1140 Wiechert, U. and Halliday, A.N. (2007) Non-chondritic magnesium and the origins of the
1141 inner terrestrial planets. *Earth Planet. Sci. Lett.* 256, 360-371.

1142 Wiczorek, M.A., Jolliff, B.L., Khan, A., Pritchard, M.E., Weiss, B.P., Williams, J.G., Hood,
1143 L.L., Righter, K., Neal, C.R., Shearer, C.K., McCallum, I.S., Tompkins, S., Hawke, B.R.,
1144 Peterson, C., Gillis, J.J. and Bussey, B. (2006) The constitution and structure of the lunar
1145 interior, *New Views of the Moon*. MSA, pp. 221- 364.

1146 Wiesli, R.A., Beard, B.L., Taylor, L.A. and Johnson, C.M. (2003) Space weathering processes
1147 on airless bodies: Fe isotope fractionation in the lunar regolith. *Earth Planet. Sci. Lett.* 216,
1148 457-465.

1149 Williams, H.M., Peslier, A.H., McCammon, C., Halliday, A.N., Levasseur, S., Teutsch, N.
1150 and Burg, J.P. (2005) Systematic iron isotope fractionation variations in mantle rocks and
1151 minerals: The effect of partial melting and oxygen fugacity. *Earth Planet. Sci. Lett.* 235,
1152 435-452.

1153 Williams, H.M., Nielsen, S.G., Renac, C., Griffin, W.L., O'Reilly, S.Y., McCammon, C.A.,
1154 Pearson, N., Viljoen, F., Alt, J.C. and Halliday, A.N. (2009) Fractionation of oxygen and
1155 iron isotopes by partial melting processes: Implications for the interpretation of stable
1156 isotope signatures in mafic rocks. *Earth Planet. Sci. Lett.* 283, 156-166.

1157 Williams, H.M. and Bizimis, M. (2014) Iron isotope tracing of mantle heterogeneity within
1158 the source regions of oceanic basalts. *Earth Planet. Sci. Lett.* 404, 396-407.

1159 Yang, H., Lin, J.F., Hu, M.Y., Roskosz, M., Bi, W.L., Zhao, J.Y., Alp, E.E., Liu, J., Liu, J.C.,
1160 Wentzowitch, R.M., Okuchi, T. and Dauphas, N. (2019) Iron isotopic fractionation in
1161 mineral phases from Earth's lower mantle: Did terrestrial magma ocean crystallization
1162 fractionate iron isotopes? *Earth Planet. Sci. Lett.* 506, 113-122.

1163 Zambardi, T., Poitrasson, F., Corgne, A., Meheut, M., Quitte, G. and Anand, M. (2013)
1164 Silicon isotope variations in the inner solar system: Implications for planetary formation,
1165 differentiation and composition. *Geochim. Cosmochim. Acta* 121, 67-83.

1166 Zhao, X.M., Zhang, H.F., Zhu, X.K., Tang, S.H. and Tang, Y.J. (2010) Iron isotope variations
1167 in spinel peridotite xenoliths from North China Craton: implications for mantle
1168 metasomatism. *Contrib. Mineral. Petrol.* 160, 1-14.

1169 Ziegler, K., Young, E.D., Schauble, E.A. and Wasson, J.T. (2010) Metal-silicate silicon
1170 isotope fractionation in enstatite meteorites and constraints on Earth's core formation. *Earth
1171 Planet. Sci. Lett.* 295, 487-496.

1172

1173 **Figure captions:**

1174

1175 Fig. 1: Initial planetary iron isotope composition ($\delta^{57}\text{Fe}$) estimates for the Earth and Moon
1176 relative to IRMM-14 compared to chondrite and achondrite meteorite groups (Poitrasson,
1177 2007). The arrows depict some more recent revisions towards putatively lighter compositions
1178 for the Earth and Moon. See text for references and discussion.

1179

1180 Fig. 2: Iron isotope composition of bulk lunar rocks expressed in $\delta^{57}\text{Fe}$ relative to IRMM-14.
1181 The group means and 2 standard error uncertainties are reported as continuous and dashed
1182 lines/gray zones, respectively. The Earth reference value ($\delta^{57}\text{Fe} = 0.10 \pm 0.03\%$; from
1183 Poitrasson et al., 2004; 2013) is shown for comparison. Note that highland rocks have been
1184 split into anorthosites and Mg-suite rocks. Samples having extreme values or variable Fe
1185 isotope compositions on different NASA CAPTEM aliquots are labeled, besides KREEP
1186 basalt 15386. Data are from Table 1 and Supplementary Table. Iron isotope composition
1187 estimates for the Lunar Upper Mantle ($0.142 \pm 0.026\%$) and Bulk Moon ($0.094 \pm 0.035\%$) from

1188 this work are reported at the bottom. Note that previous estimates of the Bulk Moon $\delta^{57}\text{Fe}$
1189 values ranged from -0.1 to +0.2%, depending on the authors (see text and Fig. 1).

1190

1191 Fig. 3: Iron isotope composition of bulk highland lunar rocks as a function of their pyroxene
1192 modal content. At low pyroxene modal contents the Fe isotope values are scattered, possibly
1193 due to the predominance of olivine affected by diffusive effects leading to low Fe isotope
1194 values or increasing plagioclase abundance having a heavy isotope composition. At higher
1195 pyroxene modal content, though, a homogeneous Fe isotope composition emerges at
1196 $0.094\pm 0.035\%$ (2SE) for these highland rocks. Data are from Table 1, Supplementary Table
1197 and the Lunar Sample Compendium (Meyer, 2011).

1198

1199 Fig. 4: Relations between iron isotope composition estimates of planetary bodies against their
1200 Fe/Mn (a), Rb/Sr (b) and Mn/Na (c) estimates. APB stands for Angrite Parent Body; Note that
1201 the elemental ratio estimates are for CI chondrites. See Supplementary Table for data sources.

1202

Table 1: New iron isotope composition of bulk lunar samples from this study, along with previously published data on the same samples

	Rock type	Rock mass powdered (g)	$\delta^{57}\text{Fe}$ (‰)	2SE ^k	$\delta^{56}\text{Fe}$ (‰)	2SE ^k	n
Low-Ti basalts							
12009,130	Olivine vitrophyre basalt	0.856	0.101	0.031	0.045	0.020	6
12011,29	Pigeonite basalt	1.003	0.097	0.081	0.066	0.056	6
12031,37	Pigeonite basalt	0.824	0.154	0.071	0.098	0.066	6
12038,244	Feldspathic basalt	0.874	0.131	0.056	0.079	0.027	6
12045,30 ^a	Ilmenite basalt	1.032	0.136	0.094	0.082	0.062	6
12045,13 ^b		~1	0.138	0.078	0.092	0.052	3
12054,6	Ilmenite basalt	0.740	0.135	0.078	0.081	0.054	6
14053,237	Group C Al-rich basalt	0.634	0.070	0.024	0.038	0.023	6
14053,263 ^a		1.003	0.043	0.023	0.039	0.020	6
14053 ^c		~0.05	0.130	0.030	0.100	0.030	4
15555,988 ^a	Olivine-normative basalt	1.097	0.086	0.064	0.056	0.041	6
15555,115 ^b		~1	0.208	0.058	0.139	0.038	9
15555 ^d		~0.1	0.044	0.026	0.029	0.017	5
15555,955 ^e		~0.05-0.1	0.104	0.050	0.073	0.029	1
15555,139 ^f		0.0053	0.10	0.02	0.05	0.04	7
15555 ^c		~0.05	0.130	0.050	0.090	0.030	2
15556,198	Olivine-normative basalt	0.601	0.117	0.071	0.061	0.046	6
Mean low-Ti basalts (this study)ⁱ			0.113	0.023			9
Mean low-Ti basalts^j			0.127	0.012			27
High-Ti basalts							
10003,178	Low-K Group B2 basalt	0.856	0.320	0.071	0.213	0.047	6
10003 ^c		~0.05	0.200	0.040	0.130	0.040	2
10044,638	Low-K Group B1 basalt	0.827	0.354	0.118	0.235	0.072	6
10049,101 ^a	High-K Group A basalt	1.124	0.167	0.118	0.114	0.073	6
10057,268	High-K Group A basalt	0.599	0.189	0.028	0.158	0.038	6
10057 ^c		~0.05	0.210	0.060	0.140	0.050	2
10058,250	Low-K Group B1 basalt	0.852	0.290	0.040	0.198	0.030	9
10092,14	Low-K Group B3 basalt	0.699	0.327	0.039	0.212	0.031	6
70135,93	Type A basalt	1.048	0.238	0.061	0.146	0.045	9
70135 ^c		~0.05	0.220	0.060	0.150	0.050	3
70315,30	Type B1 basalt	0.991	0.325	0.050	0.196	0.034	6
74235,62	Type B2 basalt	0.595	0.253	0.086	0.166	0.053	6
74245,34	Type C basalt	0.604	0.213	0.079	0.107	0.059	6
74275,48	Type C basalt	0.820	0.273	0.081	0.177	0.040	6
74275,240 ^g		0.251	0.270	0.025	0.220	0.025	3
78598,6	Type A basalt	0.622	0.324	0.039	0.235	0.037	6
Mean high-Ti basalts (this study)ⁱ			0.273	0.039			12
Mean high-Ti basalts^j			0.274	0.020			25
KREEP							
15386	KREEP basalt	0.544	0.183	0.067	0.112	0.039	6
15386 ^b		~1	0.230	0.033	0.154	0.022	3
15386 ^d		~0.1	0.210	0.080	0.140	0.053	3
Highland rocks							
15415,190 ^a	Ferroan anorthosite	0.998	0.496	0.057	0.347	0.113	6
15455,306 ^a	Mg-suite Norite (CAN clast)	1.061	0.070	0.017	0.024	0.025	6
15455 ^c		~0.05	0.050	0.010	0.030	0.010	5

60015,785	Cataclastic ferroan anorthosite	0.160	0.054	0.038			6
60025,874 ^h	Ferroan anorthosite	0.167	-0.393	0.050	-0.276	0.037	12
60025 ^b		~1	0.225	0.063	0.150	0.042	3
62255,191	Ferroan anorthosite	0.139	0.265	0.119	0.181	0.088	3
62255,134 ^b		~1	0.176	0.062	0.118	0.042	3
62275,21	Ferroan anorthosite	0.144	0.272	0.026	0.064	0.042	3
67955,94	Mg-suite noritic anorthosite	0.166	0.156	0.049	0.060	0.114	6
77215,258 ^a	Mg-suite noritic	1.043	0.045	0.051	0.019	0.029	6
77215 ^b		~1	0.128	0.024	0.085	0.016	5
72415,82 ^h	Mg-suite dunite	0.127	-0.730	0.062	-0.446	0.085	12
72415 ^f		0.0011	-0.50	0.03	-0.35	0.02	11
72415 ^c		~0.05	-0.600	0.050	-0.400	0.040	2
76335,63 ^a	Mg-suite troctolite	1.012	-0.007	0.062	-0.050	0.122	4
Mean highland rocks (this study)ⁱ			0.023	0.235			10
Mean highland rocks^j			0.078	0.124			15
Impact melts and breccia							
14310	KREEP Basaltic impact melt	2.027	0.125	0.130	0.086	0.069	6
14310 ^d		~0.1	0.153	0.039	0.102	0.026	3
Mean impact melts and breccia^j			0.093	0.055			5
Mean Moon			0.166	0.032			73

^a New dissolution from a powder prepared in Toulouse. ^b Poitrasson et al. (2004), ^c Sossi and Moynier (2017), ^d Weyer et al. (2005), ^e Liu et al. (2010), ^f Wang et al. (2015) and ^g Wiesli et al. (2003). ^h The results presented were obtained from two separate sample aliquot dissolution and Fe purification to duplicate completely the measurements. ⁱ When several powder aliquots have been analyzed, the mean value of the sample was used for the calculation. ^j See the supplementary table for the extensive compilation used to compute this mean and uncertainty. When several values are available for a given rock, the mean of all these determination was used in the calculation to avoid overweighting samples with multiple determinations. ^k The iron isotope composition and two standard error (2SE) uncertainties quoted are calculated from the number of analyses indicated (n) and using the Student's t-correcting factors (Platzner, 1997).

Figure 1

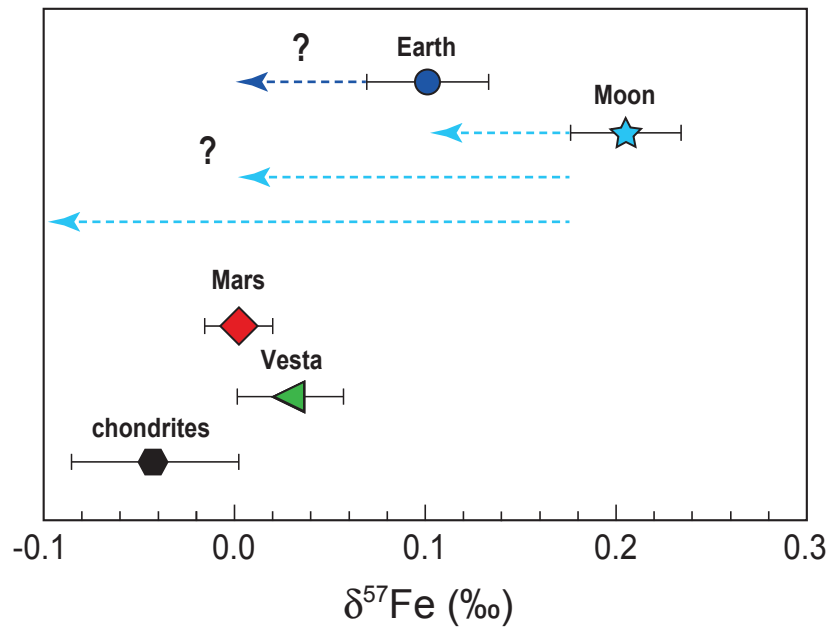


Fig. 1

Figure 2

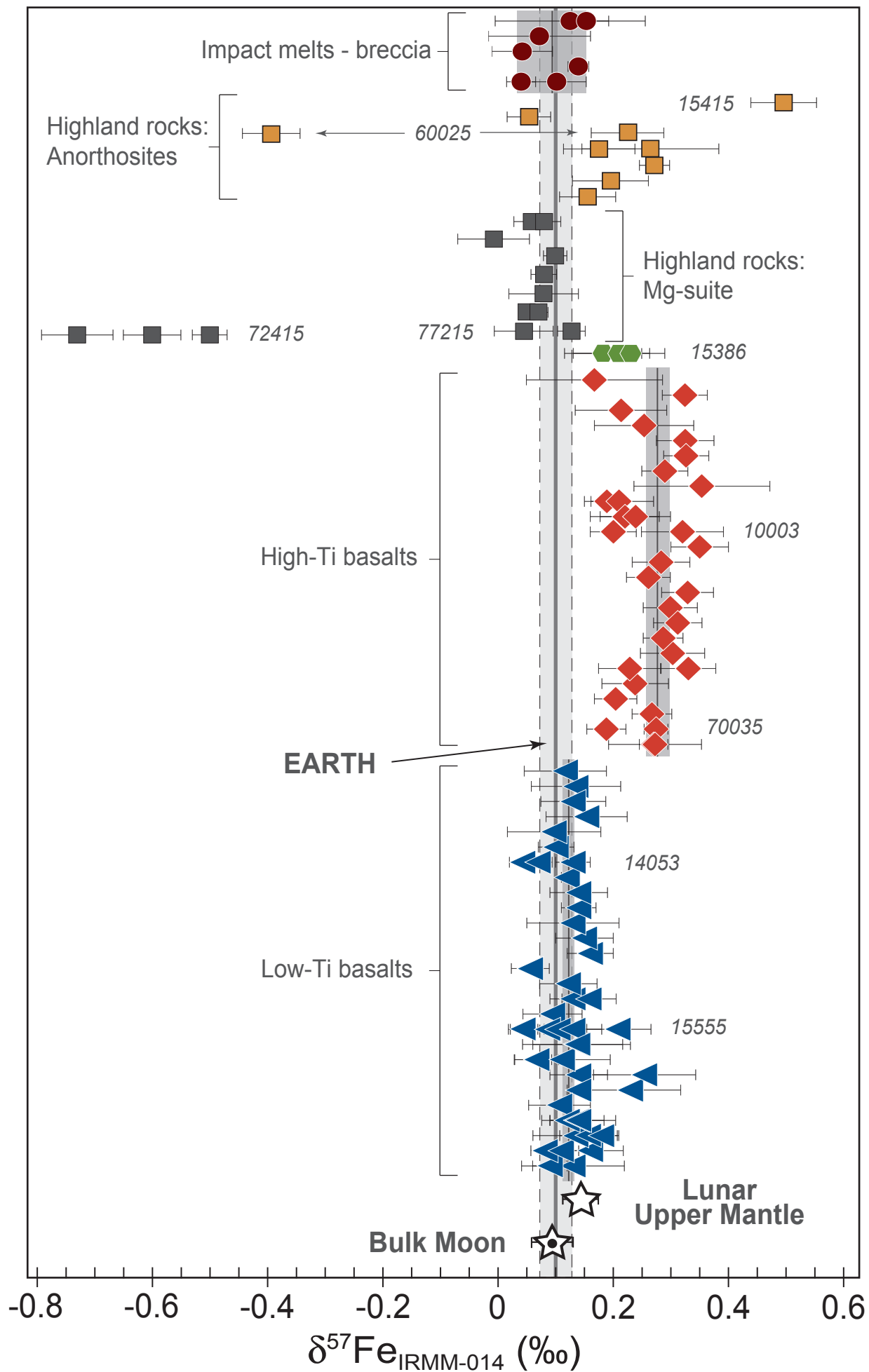


Fig. 2

Figure 3

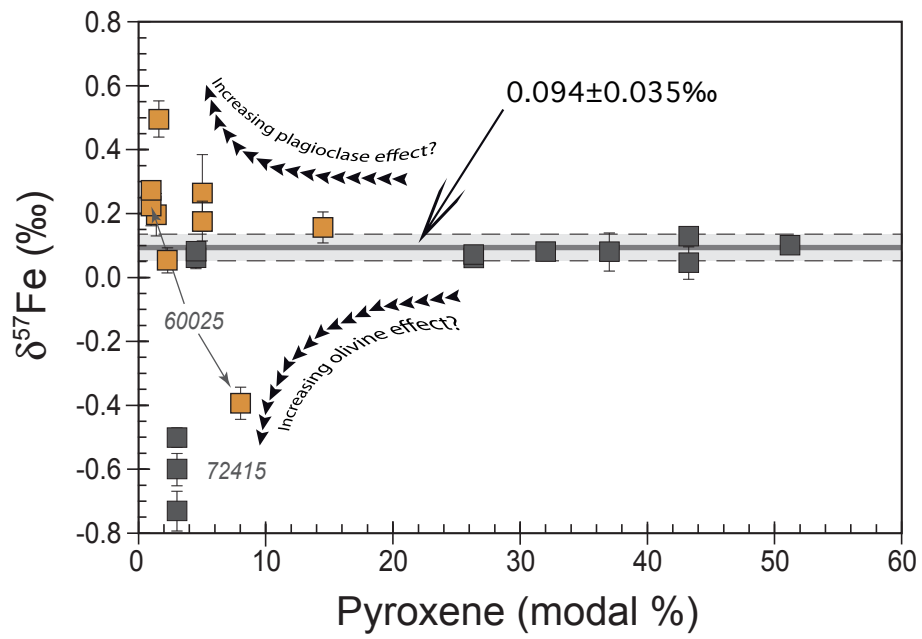


Fig. 3

Figure 4

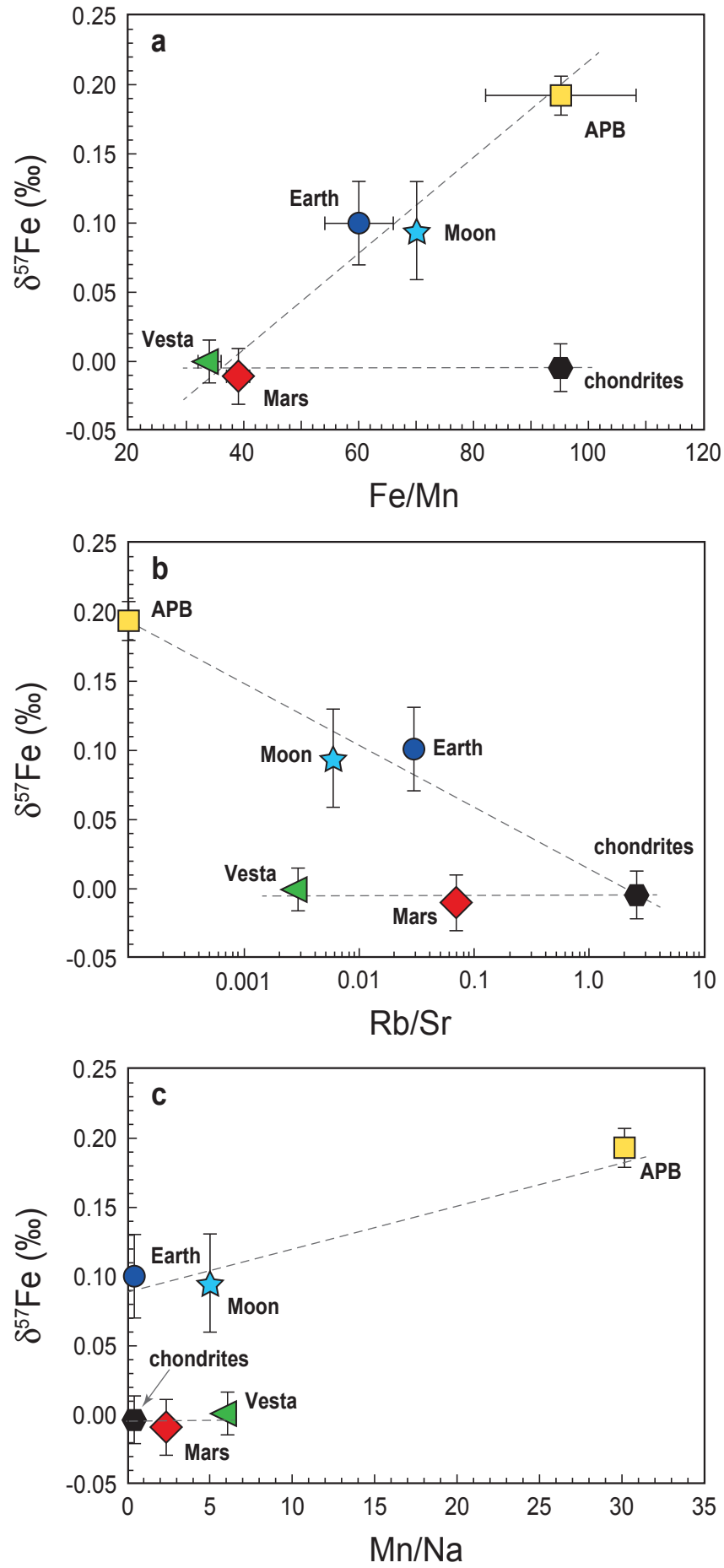


Fig. 4

Electronic Annex

[Click here to download Electronic Annex: Supplementary Table.xlsx](#)