



HAL
open science

Static chiral Willis continuum mechanics for three-dimensional chiral mechanical metamaterials

Muamer Kadic, Andre Diatta, Tobias Frenzel, Sebastien Guenneau, Martin Wegener

► To cite this version:

Muamer Kadic, Andre Diatta, Tobias Frenzel, Sebastien Guenneau, Martin Wegener. Static chiral Willis continuum mechanics for three-dimensional chiral mechanical metamaterials. *Physical Review B*, 2019, 99 (21), <10.1103/PhysRevB.99.214101>. <hal-02399024>

HAL Id: hal-02399024

<https://hal.science/hal-02399024v1>

Submitted on 18 Dec 2019

HAL is a multi-disciplinary open access archive for the deposit and dissemination of scientific research documents, whether they are published or not. The documents may come from teaching and research institutions in France or abroad, or from public or private research centers.

L'archive ouverte pluridisciplinaire **HAL**, est destinée au dépôt et à la diffusion de documents scientifiques de niveau recherche, publiés ou non, émanant des établissements d'enseignement et de recherche français ou étrangers, des laboratoires publics ou privés.



HAL Authorization

Static chiral Willis continuum mechanics for three-dimensional chiral mechanical metamaterials

Muamer Kadic,^{1,2,*} André Diatta,² Tobias Frenzel,³ Sebastien Guenneau,⁴ and Martin Wegener^{2,3}

¹*Institut FEMTO-ST, UMR 6174, CNRS, Université de Bourgogne Franche-Comté, 25000 Besançon, France*

²*Institute of Nanotechnology, Karlsruhe Institute of Technology (KIT), 76128 Karlsruhe, Germany*

³*Institute of Applied Physics, Karlsruhe Institute of Technology (KIT), 76128 Karlsruhe, Germany*

⁴*Aix Marseille Univ, CNRS, Centrale Marseille, Institut Fresnel, 13013 Marseille, France*



(Received 21 December 2018; revised manuscript received 25 April 2019; published 4 June 2019)

Recent static experiments on twist effects in chiral three-dimensional mechanical metamaterials have been discussed in the context of micropolar Eringen continuum mechanics, which is a generalization of linear Cauchy elasticity. For cubic symmetry, Eringen elasticity comprises nine additional parameters with respect to linear Cauchy elasticity, of which three directly influence chiral effects. Here, we discuss the behavior of the static case of an alternative generalization of linear Cauchy elasticity, the Willis equations. We show that in the homogeneous static cubic case, only one additional parameter with respect to linear Cauchy elasticity results, which directly influences chiral effects. We show that the static Willis equations qualitatively describe the experimentally observed chiral twist effects, too. We connect the behavior to a characteristic length scale.

DOI: [10.1103/PhysRevB.99.214101](https://doi.org/10.1103/PhysRevB.99.214101)

I. INTRODUCTION

In one dimension, the scalar spring constant in Hooke's law connects forces and displacements. As a generalization towards three-dimensional continuum mechanics [1], the rank-4 linear Cauchy elasticity tensor \mathbf{C} connects the rank-2 stress tensor $\boldsymbol{\sigma}$ and the rank-2 strain tensor $\boldsymbol{\epsilon}$. In general, linear Cauchy elasticity comprises up to 21 independent nonzero parameters describing possible linear deformations of elastic bodies in three dimensions [2–6]. For cubic crystals, which are characterized by four threefold rotational axes, only three parameters remain [3].

However, linear Cauchy elasticity essentially only grasps the displacements $\mathbf{u}(\mathbf{r})$ of infinitesimally small volume elements (of “points,” associated with position vectors \mathbf{r}) within a fictitious continuum. Linear Cauchy elasticity therefore misses certain degrees of freedom in artificial three-dimensional periodic microlattices or metamaterials, for which the unit cell has a finite extent rather than being approximately pointlike such as atoms in an ordinary crystal of macroscopic size [7,8]. Such missed degrees of freedom have recently become particularly obvious in chiral three-dimensionally periodic mechanical metamaterial structures [see Fig. 1(a)] for which linear Cauchy elasticity fails to describe any effect of chirality, whereas prominent twist effects have been observed experimentally in the static case [7]. In contrast, micropolar Eringen elasticity [see Fig. 1(b)] has been able to describe these experimental findings [7] as well as others for achiral media [8]. Cosserat elasticity [9] can be seen as a special case of Eringen micropolar elasticity.

Cosserat elasticity and micropolar Eringen elasticity [9,10], micromorphic Eringen elasticity [9,11], strain-gradient theories [12–14], and yet more advanced approaches [15]

are not the only possible generalizations of linear Cauchy elasticity though. It is therefore interesting and relevant to ask which generalizations other than Eringen's can describe the effects of chirality observed in recent experiments [7].

In this paper, in Sec. II, we start with the static version of a generalization of linear Cauchy elasticity following Willis [16,17]. Aiming at describing recent experiments [7], we focus on the case of three-dimensional homogeneous cubic crystals without centrosymmetry, in which case the terms beyond linear Cauchy elasticity can be parameterized by a single scalar parameter. In Sec. III, we discuss numerical solutions. We find that the resulting behavior qualitatively describes the push-to-twist conversion effects observed in recent experiments [see Fig. 1(c)] and that it can be connected to a characteristic length scale. We conclude in Sec. IV.

II. GENERALIZED STATIC LINEAR CAUCHY ELASTICITY

In the static case, all forces must balance. For simplicity, we omit external forces in all formulas throughout this paper. Hence, the divergence of the stress tensor $\boldsymbol{\sigma} = \mathbf{C} : \boldsymbol{\epsilon}$ is zero, $\nabla \cdot \boldsymbol{\sigma} = \mathbf{0}$. The colon symbol $:$ denotes a double contraction; the dot \cdot denotes a contraction between two tensors. Linear Cauchy elasticity reduces to the compact equation

$$\nabla \cdot (\mathbf{C} : \boldsymbol{\epsilon}) = \mathbf{0}, \quad (1)$$

where \mathbf{C} is the rank-4 elasticity tensor, with components C_{ijkl} ($i, j, k, l = 1, 2, 3$) in Cartesian coordinates and SI units of Pa, and $\boldsymbol{\epsilon}$ is the dimensionless symmetric rank-2 strain tensor with components $\epsilon_{ij} = \epsilon_{ji}$ [2]. The strain tensor can be connected to the gradient of the displacement vector field $\mathbf{u} = \mathbf{u}(\mathbf{r})$ with components u_i ($i = 1, 2, 3$) via [2]

$$\boldsymbol{\epsilon} = \frac{1}{2}[\nabla \mathbf{u} + (\nabla \mathbf{u})^T], \quad (2)$$

*muamer.kadic@gmail.com

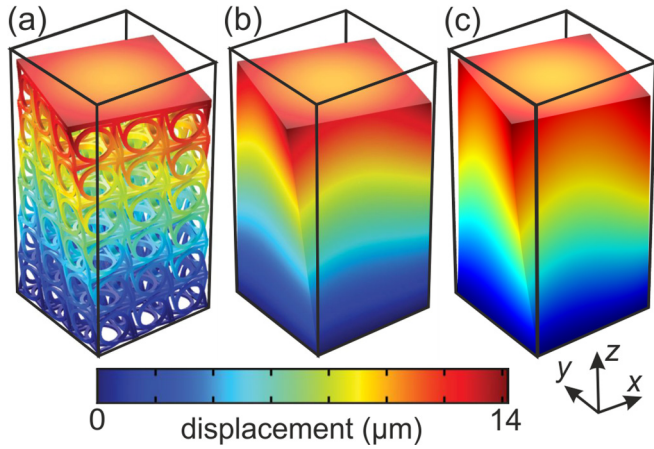


FIG. 1. Cuboid beams with volume $L \times L \times 2L$, with side length $L = 500 \mu\text{m}$, are subject to uniaxial loading along the negative z direction. In linear Cauchy elasticity, the beam compresses and can expand or contract laterally, depending on its Poisson ratio (not depicted). However, a twist is forbidden in linear Cauchy elasticity, even if the underlying crystal symmetry would allow for a twist. (a) Finite-element calculation for a chiral metamaterial microstructure exhibiting a twist behavior [7]. (b) Same as (a), but calculated using chiral micropolar Eringen elasticity [7]. (a) and (b) are taken with permission from [7]. (c) Numerical calculations based on generalized linear Cauchy elasticity following Willis. For all three panels, the effects are calculated within the linear elastic regime and are magnified tenfold for clarity. The modulus of the displacement vector field is superimposed on a false-color scale. Parameters in (c) are $C_{11} = 32.8 \text{ MPa}$, $C_{12} = -6.1 \text{ MPa}$, $C_{44} = 19.4 \text{ MPa}$ (in Voigt notation), and $\alpha = 3 \text{ GPa/m}$.

where the superscript T refers to the transposed quantity. The linear Cauchy elasticity tensor obeys the minor symmetries ($C_{ijkl} = C_{jikl} = C_{ijlk}$) and the major symmetries ($C_{ijkl} = C_{klij}$) [2]. As a result, the strain tensor ϵ in (1) can equivalently be replaced by the gradient of the displacement vector ∇u , i.e.,

$$\nabla \cdot (\mathbf{C} : \nabla \mathbf{u}) = \mathbf{0}. \quad (3)$$

Linear Cauchy elasticity does not describe effects of chirality at all [9]. This fact can immediately be seen by recalling that all even-rank tensors (such as the rank-2 stress tensor, the rank-4 elasticity stress tensor, and the rank-2 strain tensor) are invariant under space inversion operations, $\mathbf{r} \rightarrow -\mathbf{r}$ [9]. Thus, (3) does not change under space inversion, which brings one from a left-handed to a right-handed medium (or vice versa).

Here, we consider Willis elasticity [16,17] as a candidate for describing chiral effects. Willis elasticity has been around for many years [16,17]. The Willis continuum-mechanics equations have mostly been used in the context of dynamic effects (or elastic waves) [16–28]. We will use them in the static regime. We mention in passing that Milton, Briane, and Willis have proven mathematically in 2006 that the Willis equations are form invariant under general curvilinear spatial coordinate transformations [29,30]. However, their discussion concerning the form invariance of linear Cauchy elasticity has raised some controversy in the literature [31–33]. Completely independent of this controversy, linear Willis elasticity

remains an interesting generalization of linear Cauchy elasticity. In the static limit, i.e., for angular frequency $\omega = 0$ and finite static mass density ρ , Willis elasticity reduces [30] to

$$\nabla \cdot (\mathbf{C} : \nabla \mathbf{u} + \mathbf{S} \cdot \mathbf{u}) - \mathbf{D} : \nabla \mathbf{u} = \mathbf{0}, \quad (4)$$

where $\mathbf{C} = \mathbf{C}(\mathbf{r})$ and the two additional rank-3 tensors $\mathbf{S} = \mathbf{S}(\mathbf{r})$ and $\mathbf{D} = \mathbf{D}(\mathbf{r})$ generally depend on the spatial position \mathbf{r} .

In the case of a *homogeneous material or homogenized structure* with $\nabla S_{ijk} = \nabla D_{ijk} = \mathbf{0}$, which is the focus of interest in this paper, Eq. (4) reduces to

$$\nabla \cdot (\mathbf{C} : \nabla \mathbf{u} + \mathbf{W} \cdot \mathbf{u}) = \mathbf{0}, \quad (5)$$

with the rank-3 tensor \mathbf{W} defined by

$$\mathbf{W} = \mathbf{S} - \mathbf{D}^T, \quad (6)$$

where the components of the “transposed” tensor are given by

$$D_{ijk}^T = D_{jik}. \quad (7)$$

Broken centrosymmetry is a necessary requirement for chirality [3,7,9]. If we nevertheless consider an *isotropic medium or a cubic crystal with centrosymmetry*, it follows that $\mathbf{W} \equiv \mathbf{0}$, just like for any homogeneous rank-3 tensor [3]. $\mathbf{W} \equiv \mathbf{0}$ also holds true for an *isotropic medium without centrosymmetry*.

For a *cubic crystal without centrosymmetry*, we find that the tensor \mathbf{W} , such as any rank-3 tensor [3], reduces to the rank-3 Levi-Civita tensor ϵ (with components $\epsilon_{123} = \epsilon_{231} = \epsilon_{312} = -\epsilon_{132} = -\epsilon_{213} = -\epsilon_{321} = 1$, all other components are zero) times a scalar factor α , i.e.,

$$\mathbf{W} = \alpha \epsilon. \quad (8)$$

Here, α has SI units of Pa/m. This allows us to rewrite Willis elasticity (5) to

$$\nabla \cdot (\mathbf{C} : \nabla \mathbf{u}) - \alpha \nabla \times \mathbf{u} = \mathbf{0}. \quad (9)$$

It is instructive to investigate the behavior of (9) under a space-inversion operation, $\mathbf{r} \rightarrow -\mathbf{r}$. As argued below (3), $\mathbf{C} : \nabla \mathbf{u} = \mathbf{C} : \epsilon$ does not change sign, but the ∇ in front does. In the second term in (9), both ∇ and \mathbf{u} do change sign, and hence the exterior product does not change sign. Therefore, the relative sign of the first and second term in (9) changes when performing a space inversion. Thus, (9) is different for a left- and a right-handed medium, respectively. This behavior is a necessary condition for a continuum formulation to be able to describe the effects of chirality in mechanics. Clearly, if the single parameter beyond linear Cauchy elasticity is zero, $\alpha = 0$, Eq. (9) reduces to linear Cauchy elasticity (3). As usual [1,3], for cubic symmetry (with or without a center of inversion), the linear Cauchy elasticity tensor \mathbf{C} contains three independent nonzero scalar parameters [3].

We will use (9) for the numerical calculations presented in Sec. III. To be unambiguous and clear for experimentalists, we therefore write Eq. (9) out into its three components and explicitly write out all involved sums, leading to

$$\sum_{i,k,l=1}^3 \left[\frac{\partial}{\partial x_i} \left(C_{ilk} \frac{\partial u_l}{\partial x_k} \right) \right] - \alpha \left(\frac{\partial u_3}{\partial x_2} - \frac{\partial u_2}{\partial x_3} \right) = 0, \quad (10)$$

$$\sum_{i,k,l=1}^3 \left[\frac{\partial}{\partial x_i} \left(C_{i2kl} \frac{\partial u_l}{\partial x_k} \right) \right] - \alpha \left(\frac{\partial u_1}{\partial x_3} - \frac{\partial u_3}{\partial x_1} \right) = 0, \quad (11)$$

and

$$\sum_{i,k,l=1}^3 \left[\frac{\partial}{\partial x_i} \left(C_{i3kl} \frac{\partial u_l}{\partial x_k} \right) \right] - \alpha \left(\frac{\partial u_2}{\partial x_1} - \frac{\partial u_1}{\partial x_2} \right) = 0. \quad (12)$$

III. NUMERICAL CALCULATIONS

In what follows, we illustrate the generalized static homogeneous equation (9) for a cubic three-dimensional chiral medium by example numerical calculations. To allow for a direct comparison with micropolar Eringen elasticity, we reproduce previous continuum results [7] and results of meta-material microstructure calculations [7] at selected points for convenience of the reader. To ease this comparison, we also choose similar parameters as much as possible.

A. Numerical approach

In our numerical calculations, we consider cuboid-shaped samples with volume $L \times L \times 2L$. We apply uniaxial loading by a rigid stamp along the negative z direction with sliding boundary conditions at the top, i.e., at the top surface we have a prescribed and fixed nonzero z component of the displacement vector, $u_z \neq 0$. The components u_x and u_y can change freely. The axial strain results from $\epsilon = \epsilon_{33} = -u_z/L$. The uniaxial pressure P exerted at the top is given by $P = \mathbf{n} \cdot (\mathbf{C} : \nabla \mathbf{u} - \alpha \nabla \times \mathbf{u})$, where \mathbf{n} is the normal vector pointing into the negative z direction. On the four sides, we use open boundary conditions, i.e., $\mathbf{n} \cdot (\mathbf{C} : \nabla \mathbf{u} - \alpha \nabla \times \mathbf{u}) = 0$, with the respective normal vectors \mathbf{n} of the four side facets. On the bottom of the cuboid, we use fixed boundary conditions with $\mathbf{u} = (0, 0, 0)^T$, describing that the sample cuboid is clamped to a substrate. We have used the same conceptual boundary conditions in our previous work on static Eringen elasticity [7].

We solve Eq. (9) by using a finite-element approach via the partial-differential equation (PDE) module of the commercial software package COMSOL MULTIPHYSICS. Herein, the homogeneous sample cuboid is typically discretized into 10^4 tetrahedra, corresponding to about 5×10^4 degrees of freedom. Finer discretization has led to negligible changes with respect to the results outlined in the following.

In Sec. III B, we will discuss the behavior of the twist angle and the axial strain of the cuboid sample under uniaxial loading. The axial strain is defined as the z component of the displacement vector at the top surface [which is the same for all positions $(x, y, 2L)^T$], divided by the sample length $2L$, i.e., by $u_z(x, y, 2L)/(2L)$.

The twist angle is defined via the displacement of the equivalent four corners at the top of the sample cuboid in the xy plane, which are at positions $(\pm L/2, \pm L/2, 2L)^T$ before loading, with respect to the sample center at $(0, 0, 2L)^T$. For pure twists without further deformations, this definition grasps the entire sample behavior. If deformations that are more complex occur in addition, the twist angle resulting from our definition should be seen as merely a parameter representing part of the overall behavior.

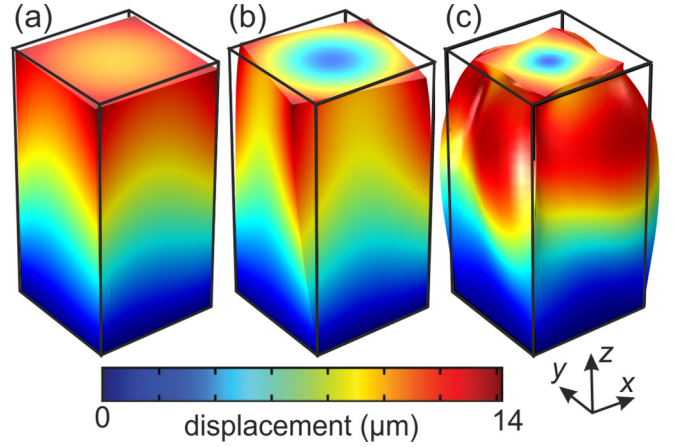


FIG. 2. (a) Same as Fig. 1(c) with parameter $\alpha = 3$ GPa/m and all other parameters fixed as in Fig. 1(c). (b) $\alpha \rightarrow 3.3 \alpha$. (c) $\alpha \rightarrow 33 \alpha$. From such raw data, the twist angle at the top per axial strain can be deduced and plotted vs α (see Fig. 3). All deformations are magnified twofold for clarity.

B. Results and discussion

Figure 1 shows the modulus of the displacement vector field (on a false-color scale) for uniaxial loading along the negative z axis of a cuboid-shaped sample with volume $L \times L \times 2L$. All results shown are within the linear elastic regime, i.e., for axial strains $< 1\%$. We choose $L = 500 \mu\text{m}$ (see $N = 1$ in [7]), $C_{11} = C_{22} = C_{33}$ (in standard Voigt notation [9]), $C_{12} = C_{13} = C_{21} = C_{23} = C_{31} = C_{32}$, $C_{44} = C_{55} = C_{66}$ (all other elements of the elasticity tensor are zero), and $\alpha = 3$ GPa/m. The latter value has been chosen to match the experiments (and hence also the results of the microstructure calculations and those of Eringen continuum elasticity; cf. [7]).

The results of Willis generalized linear Cauchy elasticity in Fig. 1(c) are compared with those of micropolar Eringen elasticity [7] in Fig. 1(b) and finite-element metamaterial microstructure calculations [7] in Fig. 1(a). For the details underlying Figs. 1(a) and 1(b), we refer the reader to the extensive discussion in [7] and the corresponding supporting online material. Obviously, Willis generalized linear Cauchy elasticity, micropolar Eringen elasticity, and the finite-element microstructure calculations exhibit the same qualitative behavior. When replacing $\alpha \rightarrow -\alpha$, the direction of the twist changes from clockwise to counterclockwise in Figs. 1(b) and 1(c) (not depicted), corresponding to the behavior of the mirror image of the three-dimensional (3D) microstructure shown in Fig. 1(a).

In Fig. 2(a), the parameters are the same as in Fig. 1(c), except that we consider the three choices (a) $\alpha = 3$ GPa/m, (b) $\alpha \rightarrow 3.3 \alpha$, and (c) $\alpha \rightarrow 33 \alpha$. In Fig. 2(b), the twist effect is simply larger than that in Fig. 2(a). In Fig. 2(c), however, unusual additional substructures appear in the displacement field.

Figure 3 emphasizes essentially the same aspect as Fig. 2; however, we do not depict displacement fields of a sample but rather plot the calculated twist/strain (defined in Sec. III A) versus the parameter α for fixed sample side length L . For small values of α , the twist/strain increases monotonously.

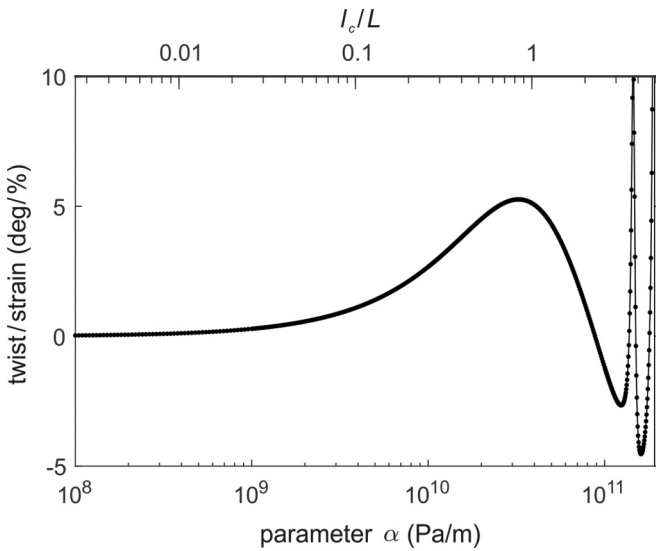


FIG. 3. Twist/strain vs parameter α (lower horizontal scale) as deduced from raw data such as the ones shown in Fig. 2. The dots are calculated; the curve is a guide to the eye. Parameters are as in Fig. 1(c). The upper horizontal scale shows the characteristic length l_c normalized to the sample side length L , $\frac{l_c}{L} = \frac{\beta/C_{44}}{L} = \alpha \frac{L}{C_{44}}$, according to (15). Here, C_{44} is an element of the elasticity tensor in Voigt notation, namely, the shear modulus C_{2323} .

However, for larger values of α , we find an unusual non-monotonous resonancelike behavior (compare [19]), which is connected to the behavior shown in Fig. 2(c).

This behavior versus the parameter α for fixed sample side length L is connected to the behavior versus L for fixed α . Following Refs. [7,9], the effects beyond static linear Cauchy elasticity should *decrease* with increasing L . More specifically, the twist/strain should decrease proportionally to the surface-to-volume ratio, i.e., decrease $\propto 1/L$. What one gets from (9) versus L for fixed α is the polar opposite of this behavior. This can be seen as follows: If we replace the spatial components $x_i \rightarrow \zeta x_i$ in (9), with some dimensionless scaling factor ζ , the ratio of the second and first terms in (9) increases by a factor ζ . This means that the effects beyond linear Cauchy elasticity would increase with increasing sample side length L if α was constant. We conclude that α must *not* be considered as a constant material parameter, but rather as an effective continuum-model parameter. We can equivalently say that the tensor \mathbf{W} can be constant and nonzero for a (very) large homogeneous material, but it is zero in the limit of an infinitely large homogeneous material.

To arrive at a meaningful material parameter β , we make the ansatz

$$\alpha = \frac{\beta}{L^2}. \quad (13)$$

The parameter β has SI units of Pa m. Thus, the ratio

$$l_c = \frac{\beta}{C} \quad (14)$$

has units of a length. Here, C is a nonzero element of the elasticity tensor \mathbf{C} or a combination of elements. As the twist effect mainly changes the shape of the specimen but not its volume, we choose the shear modulus $C = C_{44} = C_{2323}$. The

length l_c is obviously zero in the Cauchy limit of $\alpha = \beta = 0$. Therefore, it is tempting to interpret l_c as a characteristic length scale in the same spirit as characteristic length scales in micropolar Eringen elasticity [9]. There, one gets several different characteristic length scales, all of which are zero in the Cauchy limit.

To test this ansatz for the characteristic length scale, we depict as the upper horizontal scale in Fig. 3 the normalized characteristic length l_c/L , which follows from

$$\frac{l_c}{L} = \frac{\beta/C_{44}}{L} = \alpha \frac{L}{C_{44}}. \quad (15)$$

We find that nonmonotonous behavior in Fig. 3 occurs when l_c becomes comparable to or even exceeds the sample side length L . Likewise, the characteristic length $l_c = 1275 \mu\text{m}$ in Fig. 2(c) is also larger than the sample side length of $L = 500 \mu\text{m}$, whereas l_c is smaller by factor of 33 and 10, respectively, in Figs. 3(a) and 3(b).

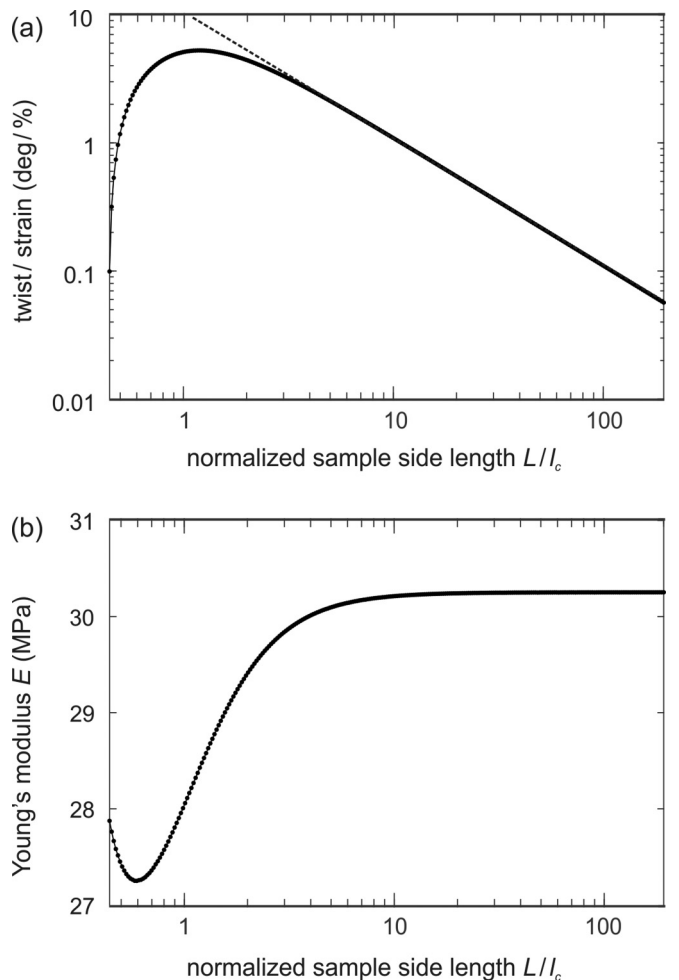


FIG. 4. (a) Twist/strain vs sample side length L normalized by the characteristic length l_c on a double-logarithmic scale. The dependence on the parameter β is implicitly contained in this normalization. The dashed straight line has a slope of -1 , corresponding to the expected asymptotic scaling of the twist angle $\propto 1/L$ for fixed parameter β . (b) Same as in (a), but for the effective Young's modulus E on a semilogarithmic scale. All other parameters are as in Fig. 1(c). The dots are calculated; the curves are guides to the eye.

Finally, we study the dependence of the behavior on the sample side length L for fixed parameter β and fixed elements of the linear Cauchy elasticity tensor \mathbf{C} (hence, fixed l_c) in Fig. 4. In Fig. 4(a), we plot the twist/strain versus sample side length L on a double-logarithmic scale and in Fig. 4(b) the effective Young's modulus E versus L on a semilogarithmic scale. The twist/strain in Fig. 4(a) decreases inversely proportional to L in the limit $L \gg l_c$ (compare dashed straight line). The Young's modulus in Fig. 4(b) initially increases until it reaches a constant level for large values of L . Thereby, linear Cauchy elasticity, for which the twist is zero and the Young's modulus is independent on sample side length, is recovered in the large-sample limit of $L \rightarrow \infty$ in Figs. 4(a) and 4(b)—as it should.

This overall behavior is qualitatively closely similar to the one which we have recently found in numerical calculations on chiral micropolar Eringen elasticity [9] as well as in our experiments on chiral three-dimensional metamaterials [7], all of which have been performed under static conditions. However, the quantitative agreement with experiments is worse for Willis elasticity than for Eringen elasticity. For example, the effective Young's modulus E versus sample side length L increased by about a factor of ten in [7] before it reached a constant value, whereas it only increases by about 10% before it reaches a constant value in Fig. 4(b). Moreover, the displacement field for the three-dimensional microstructure in Fig. 1(a), which agrees quantitatively with Eringen elasticity in Fig. 1(b), shows a somewhat more pronounced minimum in the middle of the sample top facet for Willis elasticity in Fig. 1(c).

IV. CONCLUSION

In conclusion, we have considered the static version of a generalized form of linear Cauchy elasticity, the Willis equations, for the case of three-dimensional homogeneous

chiral noncentrosymmetric cubic media, which have been the subject of recently published experimental and numerical work on mechanical metamaterials. We have found that this form of generalized static linear Cauchy elasticity grasps the quintessential qualitative features of recent experiments and of chiral micropolar Eringen elasticity; however, with just a single additional parameter. Under the same conditions, Eringen elasticity comprises nine additional parameters with respect to linear Cauchy elasticity, three of which directly influence chiral effects.

Such nonuniqueness of effective medium models is common for advanced continuum descriptions of materials in mechanics [34], but also in electromagnetism and optics. It will be interesting to see in the future inasmuch as Willis elasticity is able to describe more advanced static experiments or aspects of dynamic wave propagation in experiments on three-dimensional chiral mechanical metamaterials, and whether or not distinct qualitative differences with respect to micropolar Eringen elasticity arise.

ACKNOWLEDGMENTS

We thank Graeme W. Milton, Jensen Li, and Christian Kern (KIT) for stimulating discussions. We acknowledge funding by the Deutsche Forschungsgemeinschaft (DFG, German Research Foundation) under Germany's Excellence Strategy via the Excellence Cluster 3D Matter Made to Order (EXC-2082 390761711), by the Carl Zeiss Foundation through the "Carl-Zeiss-Focus@HEiKA", by the Helmholtz program "Science and Technology of Nanosystems" (STN), and by the associated KIT project "Virtual Materials Design" (VIRT-MAT). M.K. acknowledges support by the EIPHI Graduate School (Contract No. ANR-17-EURE-0002) and the French Investissements d'Avenir program, project ISITE-BFC (Contract No. ANR-15-IDEX-03).

-
- [1] B. Banerjee, *An Introduction to Metamaterials and Waves in Composites* (Taylor and Francis, UK, 2011).
 - [2] A. Sommerfeld, *Mechanics of Deformable Bodies*, Lectures on Theoretical Physics (Academic, Cambridge, MA, 1950).
 - [3] A. Authier, *International Tables for Crystallography Volume D: Physical Properties of Crystals* (Springer, Dordrecht, 2003).
 - [4] G. W. Milton, *The Theory of Composites* (Cambridge University Press, Cambridge, 2002).
 - [5] G. W. Milton, M. Milgrom, A. Welters, M. Cassier, and O. Mattei, *Extending the Theory of Composites to Other Areas of Science* (Bookbaby, United States, 2016).
 - [6] V. Laude, *Phononic Crystals: Artificial Crystals for Sonic, Acoustic, and Elastic Waves*, De Gruyter Studies in Mathematical Physics (De Gruyter, Berlin, 2015).
 - [7] T. Frenzel, M. Kadic, and M. Wegener, *Science* **358**, 1072 (2017).
 - [8] Z. Rueger and R. S. Lakes, *Phys. Rev. Lett.* **120**, 065501 (2018).
 - [9] A. Eringen, *Elastodynamics* (Academic, Cambridge, MA, 1974), Vol. 2.
 - [10] D. Bigoni and W. J. Drugan, *J. Appl. Mech.* **74**, 741 (2007).
 - [11] R. A. Toupin, *Arch. Ration. Mech. Anal.* **17**, 85 (1964).
 - [12] P. Gudmundson, *J. Mech. Phys. Solids* **52**, 1379 (2004).
 - [13] G. Futhazar, L. Le Marrec, and L. Rakotomanana-Ravelonarivo, *Arch. Appl. Mech.* **84**, 1339 (2014).
 - [14] L. Le Marrec and L. R. Rakotomanana, A continuous model for the wave scattering by a bounded defective domain, in *Mathematical Modelling in Solid Mechanics*, edited by F. dell'Isola, M. Sofonea, and D. Steigmann (Springer, Singapore, 2017), pp. 107–122.
 - [15] P. Seppecher, J.-J. Alibert, and F. Dell'Isola, *J. Phys.: Conf. Ser.* **319**, 13 (2011).
 - [16] J. R. Willis, *Wave Motion* **3**, 1 (1981).
 - [17] J. R. Willis, Elasticity theory of composites, in *Mechanics of Solids*, edited by H. G. Hopkins and M. J. Sewell, The Rodney Hill 60th anniversary (Pergamon Press, Oxford, 1982), pp. 653–686.

- [18] G. W. Milton, M. Briane, and J. R. Willis, *New J. Phys.* **8**, 248 (2006).
- [19] G. W. Milton and J. R. Willis, *Proc. R. Soc. London A* **463**, 855 (2007).
- [20] J. R. Willis, *Mech. Mater.* **41**, 385 (2009).
- [21] J. R. Willis, *Proc. R. Soc. London A* **467**, 1865 (2011).
- [22] S. Nemat-Nasser, J. R. Willis, A. Srivastava, and A. V. Amirkhizi, *Phys. Rev. B* **83**, 104103 (2011).
- [23] H. Nassar, Q.-C. He, and N. Auffray, *J. Mech. Phys. Solids* **77**, 158 (2015).
- [24] Z. Xiang and R. Yao, *J. Mech. Phys. Solids* **87**, 1 (2016).
- [25] M. B. Muhlestein, C. F. Sieck, A. Alù, and M. R. Haberman, *Proc. Math. Phys. Eng. Sci.* **472**, 20160604 (2016).
- [26] M. B. Muhlestein, C. F. Sieck, P. S. Wilson, and M. R. Haberman, *Nat. Commun.* **8**, 15625 (2017).
- [27] L. Quan, Y. Ra'di, D. L. Sounas, and A. Alù, *Phys. Rev. Lett.* **120**, 254301 (2018).
- [28] Y. Liu, Z. Liang, J. Zhu, L. Xia, O. Mondain-Monval, T. Brunet, A. Alù, and J. Li, *Phys. Rev. X* **9**, 011040 (2019).
- [29] J. R. Willis, *Adv. Appl. Mech.* **21**, 1 (1981).
- [30] A. N. Norris and A. L. Shuvalov, *Wave Motion* **48**, 525 (2011).
- [31] D. J. Steigmann, *Z. Angew. Math. Phys.* **58**, 121 (2007).
- [32] A. Yavari and A. Ozakin, *Z. Angew. Math. Phys.* **59**, 1081 (2008).
- [33] A. Yavari and A. Golgoon, *Arch. Rational Mech. Anal.*, 1 (2019).
- [34] S. Forest, *Theor. Appl. Mech.* **28**, 113 (2002).