



Hyperfine excitation of N_2H^+ by H_2 : towards a revision of N_2H^+ abundance in cold molecular clouds

François Lique, Fabien Daniel, Laurent Pagani, Nicole Feautrier

► To cite this version:

François Lique, Fabien Daniel, Laurent Pagani, Nicole Feautrier. Hyperfine excitation of N_2H^+ by H_2 : towards a revision of N_2H^+ abundance in cold molecular clouds. Monthly Notices of the Royal Astronomical Society, 2015, 446 (2), pp.1245-1251. 10.1093/mnras/stu2188 . hal-02397873

HAL Id: hal-02397873

<https://hal.science/hal-02397873>

Submitted on 25 Jan 2024

HAL is a multi-disciplinary open access archive for the deposit and dissemination of scientific research documents, whether they are published or not. The documents may come from teaching and research institutions in France or abroad, or from public or private research centers.

L'archive ouverte pluridisciplinaire **HAL**, est destinée au dépôt et à la diffusion de documents scientifiques de niveau recherche, publiés ou non, émanant des établissements d'enseignement et de recherche français ou étrangers, des laboratoires publics ou privés.

Hyperfine excitation of N_2H^+ by H_2 : Toward a revision of N_2H^+ abundance in cold molecular clouds

François Lique^{1,2*}, Fabien Daniel³, Laurent Pagani² and Nicole Feautrier²

¹LOMC - UMR 6294, CNRS-Université du Havre, 25 rue Philippe Lebon, BP 1123, 76 063 Le Havre cedex, France

²LERMA and UMR 8112, CNRS- Observatoire de Paris-Meudon, 5 Place Jules Janssen, 92195 Meudon Cedex, France

³IPAG, Observatoire de Grenoble, Université Joseph Fourier, CNRS UMR5571, B.P. 53, 38041 Grenoble Cedex 09, France

18 October 2021

ABSTRACT

The modelling of emission spectra of molecules seen in interstellar clouds requires the knowledge of collisional rate coefficients. Among the commonly observed species, N_2H^+ is of particular interest since it was shown to be a good probe of the physical conditions of cold molecular clouds. Thus, we have calculated hyperfine-structure resolved excitation rate coefficients of $\text{N}_2\text{H}^+(\text{X}^1\Sigma^+)$ by $\text{H}_2(j=0)$, the most abundant collisional partner in the cold interstellar medium. The calculations are based on a new potential energy surface, obtained from highly correlated *ab initio* calculations. State-to-state rate coefficients between the first hyperfine levels were calculated, for temperatures ranging from 5 K to 70 K. By comparison with previously published N_2H^+ -He rate coefficients, we found significant differences which cannot be reproduced by a simple scaling relationship. As a first application, we also performed radiative transfer calculations, for physical conditions typical of cold molecular clouds. We found that the simulated line intensities significantly increase when using the new H_2 rate coefficients, by comparison with the predictions based on the He rate coefficients. In particular, we revisited the modelling of the N_2H^+ emission in the LDN 183 core, using the new collisional data, and found that all three of the density, gas kinetic temperature and N_2H^+ abundance had to be revised.

Key words: ISM: abundances – ISM: individual objects: LDN 183 – ISM: molecules – molecular data – molecular processes – scattering – radiative transfer

1 INTRODUCTION

The study of interstellar clouds requires to model the emission of various molecular species, either neutrals, ions, or radicals. Such studies can aim at determining the molecular abundances, which put constraints on our understanding of the molecular formation chemistry. Additionally, various molecules can be used as probes of the physical conditions of the clouds (temperature, density, kinematics), and thus shed some light on the dynamical evolution of the cores and their capability to form stars. No single species is observable from the surface of the clouds to their deeply buried, dense and cold cores. As an exemple, while HF traces the outskirts (Indriolo et al. 2013), CO originates from the bulk of the envelope but starts to be depleted at densities typically above $\sim 3 \times 10^4 \text{ cm}^{-3}$ (Lemme et al. 1995; Willacy et al. 1998; see Pagani et al. 2012 for a summary). Dense cores, and especially prestellar cores (density above $1 \times 10^5 \text{ cm}^{-3}$, Keto & Caselli 2008), suffer from strong depletion

of most tracers (CO , CS , SO , etc., e.g., Pagani et al. 2005) and it has been found that only a handful of species survive in the gas phase. Among them, nitrogen-carrying molecules are the best known (NH_3 , N_2H^+ , and possibly CN , Lee et al. 2001; Tafalla et al. 2002; Pagani et al. 2007; Hily-Blant et al. 2008). In particular, they have the advantage to be generally confined to the cores. Among these species, N_2H^+ is an interesting tool to investigate cold cores (Pagani et al. 2007). In a first place, this is due to its high dipole moment ($\mu = 3.4 \pm 0.2$ debye, Havenith et al. 1990). Hence, contrary to the 23 GHz inversion lines of NH_3 , its $J = 1 - 0$ line critical density is high ($\geq 1 \times 10^5 \text{ cm}^{-3}$, about 2 orders of magnitude higher) which makes this molecule a better tool than NH_3 to evaluate the excitation conditions in prestellar cores. Additionally, its hyperfine structure strongly helps to discriminate between opacity effects and excitation temperature effects which puts strong constraints in the determination of the physical conditions. Finally, its deuterated isotopologue was also shown to be valuable in quantifying the chemical age of the cores (Pagani et al. 2009; Pagani et al. 2013). However, to fully use the capabilities of N_2H^+

* E-mail: francois.lique@univ-lehavre.fr

as a tracer of the cloud conditions, collisional data with H_2 are needed.

The determination of collisional rate coefficients for $\text{N}_2\text{H}^+(\text{X}^1\Sigma^+)$ with the most abundant interstellar species has been the subject of various dedicated studies in the past decades. The first realistic $\text{N}_2\text{H}^+-\text{He}$ rate coefficients have been provided almost forty years ago by Green (1975b). Subsequently, Daniel et al. (2004, 2005) have computed a new $\text{N}_2\text{H}^+-\text{He}$ potential energy surface (PES) from highly correlated *ab initio* calculations, and derived the corresponding rotational excitation rate coefficients. By comparison with the former calculations, it was found that the differences span the range from a few percent to 100%. The cross sections and rate coefficients between hyperfine levels were then obtained using a recoupling technique.

However, in these two studies, the collisional partner was the He atom and recent results (Lique et al. 2008; Walker et al. 2014) have pointed out that rate coefficients for collisions with $\text{H}_2(j=0)$, the most abundant collisional partner in the ISM, are generally different from those for collisions with He. This is even more true in the case of molecular ions. Indeed, the difference of polarisabilities between H_2 and He has consequences in the long-range expansions of the corresponding PESs, which results in very different collisional data. Taking into account the importance of having accurate rate coefficients for the $\text{N}_2\text{H}^+-\text{H}_2$ collisional system, we have decided to compute the first $\text{N}_2\text{H}^+-\text{H}_2$ collisional data. Such calculations are very challenging from a chemical physics point of view. Indeed, even if endothermic and inefficient at typical interstellar temperature, the $\text{N}_2\text{H}^+-\text{H}_2$ system is a reactive system. The computation of a PES for the $\text{N}_2\text{H}^+-\text{H}_2$ complex is then a difficult task that has been recently overcome by Spielfiedel et al. (in preparation). The endothermicity of the $\text{N}_2\text{H}^+ + \text{H}_2 \rightarrow \text{N}_2 + \text{H}_3^+$ reaction being greater than 5000 cm^{-1} , purely inelastic calculations can be safely performed for collisional energies below 500 cm^{-1} . Hence, using this new accurate PES, we have computed state-to-state rate coefficients between the first N_2H^+ hyperfine levels and for temperatures ranging from 5 K to 70 K.

The paper is organized as follows: Section 2 describes the *ab initio* calculation of the PES and provides a brief description of both theory and calculations. In Sect. 3 we present and discuss our results. Section 4 is devoted to first astrophysical applications and the conclusions of this work are drawn in Section 5.

2 METHODOLOGY

2.1 Potential energy surface

In our scattering calculations, we employed the recently computed $\text{N}_2\text{H}^+-\text{H}_2$ PES of Spielfiedel et al. (in preparation). In what follows, we briefly remind the features of the $\text{N}_2\text{H}^+-\text{H}_2$ PES and we refer the reader to Spielfiedel et al. (in preparation) for more details.

The *ab initio* calculations were performed using the Jacobi coordinate system. In such a system, the vector \vec{R} connects the N_2H^+ and H_2 mass centres. The rotation of the N_2H^+ and H_2 molecules is defined by the θ and θ' angles, respectively, and ϕ is the dihedral angle. The four dimension

(4D) $\text{N}_2\text{H}^+-\text{H}_2$ PES was calculated in the supermolecular approach, based on the single and double excitation coupled cluster method (CCSD) (Hampel et al. 1992), with perturbative contributions of connected triple excitations computed as defined by Watts et al. (1993) [CCSD(T)]. The calculations were performed using the augmented correlation-consistent triple zeta (aug-cc-pVTZ) basis set (Dunning 1989). Both molecules were treated as rigid rotors and we fixed the internuclear distances of H_2 and N_2H^+ at their averaged and experimental equilibrium values, respectively: $r_{\text{HH}} = 1.448 a_0$ and $r_{\text{NN}} = 2.065 a_0$ and $r_{\text{NH}} = 1.955 a_0$ for N_2H^+ (Owrutsky et al. 1986).

An analytical representation of the PES, noted $V(R, \theta, \theta', \phi)$, was obtained by expanding the interaction energies over angular functions, for distances along the R coordinate, using the following expression (Green 1975a):

$$V(R, \theta, \theta', \phi) = \sum_{l_1, l_2, l} v_{l_1, l_2, l}(R) A_{l_1, l_2, l}(\theta, \theta', \phi) \quad (1)$$

where $A_{l_1, l_2, l}(\theta, \theta', \phi)$ is formed from coupled spherical functions associated with the rotational angular momenta of N_2H^+ and H_2 (see Spielfiedel et al., in preparation). The equilibrium structure was found for a T-shape configuration with the H atom of N_2H^+ pointing towards the centre of mass of H_2 . The corresponding distance between the centres of mass is $5.8 a_0$ and the well depth is -2530.86 cm^{-1} .

Taking into account the large well depth of the PES and the relatively small rotational constant of the N_2H^+ molecule, we could anticipate that scattering calculations that would consider the rotational structure of both molecules would be prohibitive in terms of memory and CPU time. Then, in order to simplify the calculations, we reduced the 4D PES to a 2D PES (see Spielfiedel et al., in preparation), using an adiabatic approximation (Zeng et al. 2011). In such PES, the rotation of the H_2 molecule is neglected. The resulting PES was fitted by means of the procedure described by Werner et al. (1989) for the $\text{CN}-\text{He}$ system. Note that the 2D PES is specifically tailored for the rotational excitation of N_2H^+ by $\text{H}_2(j=0)$ and cannot be used to simulate $\text{H}_2(j>0)$ collisions.

Despite of this approximation, the accuracy of the scattering calculations is expected to be relatively good, as already demonstrated by Scribano et al. (2012) in the case of $\text{H}_2\text{O}-\text{H}_2$ collisions. To ascertain the error introduced by the use of the 2D adiabatically reduced dimensional PES, we compare, in Fig. 1, two partial cross sections obtained at a fixed total angular momentum $J=0$. The first cross section is based on the full 4D PES and includes the coupling with the $j=2, 4$ and 6 levels of H_2 , which are needed to fully converge the cross sections. The second cross sections are obtained from the 2D adiabatically reduced dimensional PES and in this case, the calculations were performed just including the $j=0$ state of H_2 . In both cases, we just considered the rotational structure of N_2H^+ and did not include the hyperfine structure. As it can be seen, the agreement between the two sets of data is extremely good, with differences of less than 5–10% between the two sets. The main differences are the presence of resonances in the calculations based on the 4D PES, that are not present or well reproduced when using the 2D PES. However, resonances have been shown to influence only moderately the magnitude of

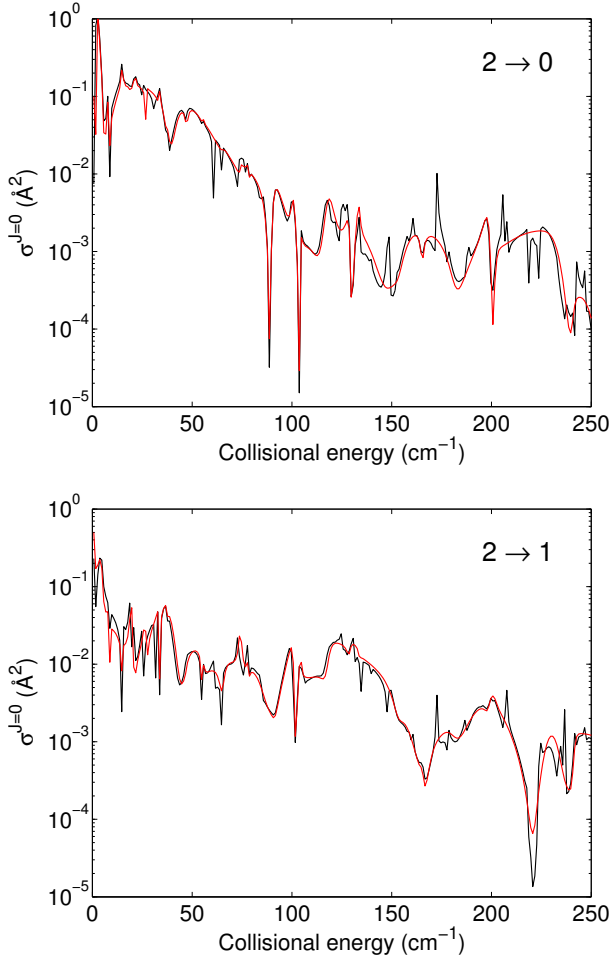


Figure 1. Partial cross sections (for total angular momentum $J = 0$) for the N_2H^+ molecule in collision with para- H_2 ($j = 0$) as a function of the collision energy ($1 \text{ cm}^{-1} = 1.4 \text{ K}$) obtained from (i) 2D adiabatically reduced dimensional PES (red lines) (ii) full 4D PES and including coupling with $j = 2, 4$ and 6 levels of H_2 (black lines).

the rate coefficients and consequently, we believe that an accurate description of the scattering of N_2H^+ with para- H_2 can be obtained by the simplified treatment described above.

2.2 Scattering Calculations

The main goal of this work is to determine hyperfine resolved integral cross sections and rate coefficients of $^{14}N^{14}NH^+$ molecules induced by collisions with H_2 ($j = 0$). Since the rotational structure of H_2 is neglected, the problem, in terms of scattering calculations, is equivalent to the collisional excitation of N_2H^+ by a structureless atom.

Since the nitrogen atoms possess a non-zero nuclear spin ($I = 1$), the N_2H^+ rotational energy levels are split in hyperfine levels which are characterized by the quantum numbers j , F_1 and F . Here, F_1 results from the coupling of \vec{j} with \vec{I}_1 ($\vec{F}_1 = \vec{j} + \vec{I}_1$, I_1 being the nuclear spin of the first nitrogen atom) and F results from the coupling of \vec{F}_1 with \vec{I}_2 ($\vec{F} = \vec{F}_1 + \vec{I}_2$, I_2 being the nuclear spin of the sec-

ond nitrogen atom). However, the hyperfine splitting of the N_2H^+ levels is very small. Hence, by assuming that the hyperfine levels are degenerate, it is possible to considerably simplify the hyperfine scattering problem. Then, the integral cross sections corresponding to transitions between hyperfine levels of the N_2H^+ molecule can be obtained from scattering nuclear spin free S-matrices using a recoupling method (Alexander & Dagdigan 1985; Daniel et al. 2004).

We used Arthurs & Dalgarno (1960) description of the inelastic scattering between an atom and a linear molecule in order to obtain the close-coupling (CC) scattering matrix $S^J(jl; j'l')$, between rotational levels of N_2H^+ . We emphasize that in the calculation of the $S^J(jl; j'l')$ elements, the N_2H^+ hyperfine structure is not taken into account. Inelastic cross sections between the hyperfine levels, from level j, F_1, F to level j', F'_1, F , are subsequently obtained through (Daniel et al. 2004) :

$$\begin{aligned} \sigma_{jF_1F \rightarrow j'F'_1F'} &= \frac{\pi}{k_{jF_1F}^2} (2F_1 + 1)(2F'_1 + 1) \\ &\times (2F' + 1) \sum_K \left\{ \begin{matrix} F_1 & F'_1 & K \\ F & F & I_2 \end{matrix} \right\}^2 \\ &\times \left\{ \begin{matrix} j & j' & K \\ F_1 & F_1 & I_1 \end{matrix} \right\}^2 P^K(j \rightarrow j') \quad (2) \end{aligned}$$

The $P^K(j \rightarrow j')$ are the opacity tensors defined by :

$$P^K(j \rightarrow j') = \frac{1}{2K + 1} \sum_{l'l'} |T^K(jl; j'l')|^2 \quad (3)$$

The reduced T-matrix elements (where $T = 1 - S$) are defined by Alexander & Dagdigan (1983):

$$\begin{aligned} T^K(jl; j'l') &= (-1)^{-j-l'} (2K + 1) \sum_J (-1)^J (2J + 1) \\ &\times \left\{ \begin{matrix} l' & j' & J \\ j & l & K \end{matrix} \right\} T^J(jl; j'l') \quad (4) \end{aligned}$$

2.3 Computational details

The nuclear-spin-free $S^J(jl; j'l')$ matrix elements were calculated using the MOLSCAT program (Hutson & Green 1994). All calculations were made using the rigid rotor approximation. The $^{14}N^{14}NH^+$ energy levels were computed using the rotational constants of Sastry et al. (1981). Calculations were carried out for total energies up to 500 cm^{-1} . Parameters of the integrator were tested and adjusted to ensure a typical precision to within 0.05 Å^2 for the inelastic cross sections and to within 1 Å^2 for the elastic cross sections. For example, at total energies of 100 and 500 cm^{-1} , total angular momentum J up to 68 and 94 were taken into account in the scattering calculations, respectively. At each energy, channels with j up to 28 were included in the rotational basis to converge the calculations for all the transitions including N_2H^+ levels up to $j = 7$. Using the recoupling technique and the stored $S^J(jl; j'l')$ matrix elements, the opacity tensors (Eq. 3) and the hyperfine-state-resolved cross sections (Eq. 2) were obtained for all hyperfine levels up to $j = 7$.

From the calculated cross sections, one can obtain the

corresponding thermal rate coefficients at temperature T by an average over the collision energy (E_c):

$$k_{\alpha \rightarrow \beta}(T) = \left(\frac{8}{\pi \mu k_B^3 T^3} \right)^{\frac{1}{2}} \times \int_0^\infty \sigma_{\alpha \rightarrow \beta} E_c e^{-\frac{E_c}{k_B T}} dE_c \quad (5)$$

where $\sigma_{\alpha \rightarrow \beta}$ is the cross section from initial level α to final level β , μ is the reduced mass of the system and k_B is Boltzmann's constant.

3 RESULTS

3.1 Hyperfine rate coefficients

Using the computational scheme described above, we have obtained inelastic cross sections for transitions between the first 64 hyperfine levels of N_2H^+ . With calculations performed up to a total energy of 500 cm^{-1} , we can determine the corresponding rate coefficients for temperatures up to 70 K. The complete set of (de-)excitation rate coefficients with $j, j' \leq 7$ will be made available through the LAMDA (Schöier et al. 2005) and BASECOL (Dubernet, M.-L. et al. 2013) databases.

Figure 2 presents the temperature variation of the $\text{N}_2\text{H}^+ - \text{H}_2(j=0)$ rate coefficients for selected $j = 2, F_1, F \rightarrow j' = 1, F'_1, F'$ and $j = 3, F_1, F \rightarrow j' = 2, F'_1, F'$ transitions. First, one can note that the rate coefficients are weakly dependent of the temperature. This weak temperature dependance of the rate coefficients could have been anticipated, on the basis of Langevin theory for ion-neutral interactions. One can also note the relatively large magnitude of the rate coefficients ($k(T) > 10^{-10} \text{ cm}^3 \text{ mol}^{-1} \text{ s}^{-1}$ for the dominant transitions). Usually, rate coefficients for neutral molecules such as for the isoelectronic CO molecule are of the order of magnitude of $k(T) \simeq 10^{-11} \text{ cm}^3 \text{ mol}^{-1} \text{ s}^{-1}$. The high magnitude of the rate coefficients can be related to the large well depth of the PES. This well depth is almost an order of magnitude larger than in the case of neutral molecules interacting with H_2 . Such effect has been already observed for the HCO^+ cation (Yazidi et al. 2014) or for the CN^- anion (Kłos & Lique 2011) but is absent when using He as a model for H_2 . Hence, considering specifically H_2 will be of crucial importance for interstellar ions by comparison to neutral species.

In the current case, the determination of the hyperfine propensity rules is more complex than for the case of only one nuclear spin, where the usual $\Delta j = \Delta F$ propensity is observed (Ben Abdallah et al. 2012; Kalugina et al. 2012; Faure & Lique 2012; Dumouchel et al. 2012). In fact, as explained in Daniel et al. (2004), because of the behaviour of the Wigner-6j coefficients in Eq. 2, we expect that the largest rate coefficients will satisfy (i) if $\Delta F_1 = \Delta j$ then $\Delta F = \Delta F_1$, (ii) if $\Delta F_1 = \Delta j \pm 1$ then $\Delta F = \Delta F_1 \pm 1$. Such propensity rules were indeed found to describe, on the average, the two nuclear spins case and for the of $\text{N}_2\text{H}^+ - \text{He}$ system (Daniel et al. 2004). However, the only well defined propensity rule is $\Delta F = \Delta F_1 = \Delta j$ confirming that hyperfine rate coefficients cannot be accurately estimated

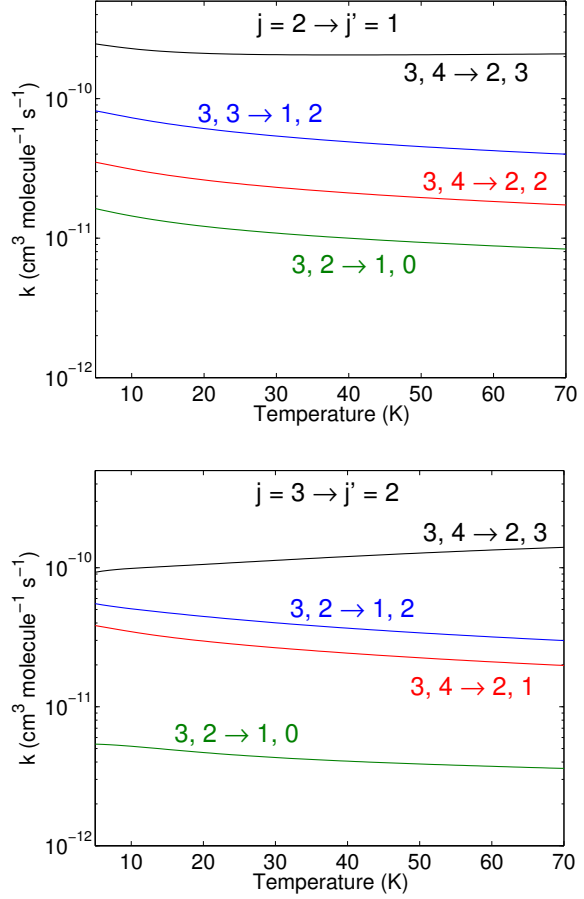


Figure 2. Temperature variation of the hyperfine resolved $\text{N}_2\text{H}^+ - \text{H}_2(j=0)$ rate coefficients for $j = 2, F_1, F \rightarrow j' = 1, F'_1, F'$ and $j = 3, F_1, F \rightarrow j' = 2, F'_1, F'$ transitions.

from fine structure rate coefficients using for example the M_j randomizing limit (Alexander 1985) approach.

Finally, Figure 3 presents the temperature variation in $\text{N}_2\text{H}^+ - \text{H}_2(j=0)$ rate coefficients for the “quasi-elastic” $j = 2, F_1, F \rightarrow j' = 2, F_1, F'$ transitions. One can notice that the order of magnitude of these “quasi-elastic” rate coefficients is similar to the pure inelastic rate coefficients. Additionally, for transitions inside a rotational level j , it is difficult to extract a clear propensity rule.

3.2 Comparison with He rate coefficients

It is interesting to compare the present rate coefficients with those calculated for $\text{N}_2\text{H}^+ - \text{He}$ collisions (Daniel et al. 2005). Indeed, collisions with He are often used to model collisions with para- $\text{H}_2(j=0)$ and it is generally assumed that rate coefficients with para- $\text{H}_2(j=0)$ should be larger than He rate coefficients, owing to the smaller collisional reduced mass, and that the scaling factor should be ~ 1.4 (Schöier et al. 2005). We have compared in Table 1, on a small sample, the $\text{N}_2\text{H}^+ - \text{H}_2(j=0)$ and $\text{N}_2\text{H}^+ - \text{He}$ rate coefficients at 10, 30 and 50 K. As one can see, significant differences exist between the present and the previous results. The present data differ by up to a factor of ~ 3 from the previous re-

Table 1. Selective comparison between hyperfine rate coefficients at 10, 30 and 50 K, for collisions of N_2H^+ with para- $H_2(j = 0)$ (this work) and those of D05 (Daniel et al. 2005) for collisions of N_2H^+ with He. The rates are in units of $10^{-10} \text{ cm}^3 \text{ mol}^{-1} \text{ s}^{-1}$.

$j, F_1, F \rightarrow j', F'_1, F'$	10K		30K		50K	
	This work	D05	This work	D05	This work	D05
1, 1, 1 \rightarrow 0, 1, 0	0.906	0.384	0.730	0.325	0.693	0.307
1, 2, 2 \rightarrow 0, 1, 2	0.679	0.288	0.548	0.243	0.520	0.231
1, 2, 3 \rightarrow 0, 1, 2	2.716	1.153	2.191	0.975	2.081	0.923
2, 1, 0 \rightarrow 0, 1, 2	1.442	0.626	1.109	0.436	0.936	0.354
2, 1, 0 \rightarrow 1, 2, 1	0.039	0.016	0.039	0.016	0.042	0.018
3, 2, 3 \rightarrow 0, 1, 2	0.271	0.103	0.207	0.078	0.176	0.066
3, 2, 3 \rightarrow 1, 0, 1	0.411	0.173	0.340	0.145	0.311	0.133
3, 2, 3 \rightarrow 2, 1, 2	0.814	0.454	0.974	0.470	1.126	0.524
3, 2, 3 \rightarrow 2, 3, 4	0.456	0.154	0.357	0.120	0.304	0.105
4, 3, 2 \rightarrow 0, 1, 2	0.736	0.231	0.566	0.179	0.484	0.159
4, 3, 2 \rightarrow 2, 1, 0	0.190	0.070	0.182	0.075	0.175	0.077
4, 3, 2 \rightarrow 3, 2, 1	0.559	0.226	0.687	0.322	0.837	0.405
4, 3, 2 \rightarrow 3, 3, 3	0.556	0.198	0.479	0.182	0.418	0.167

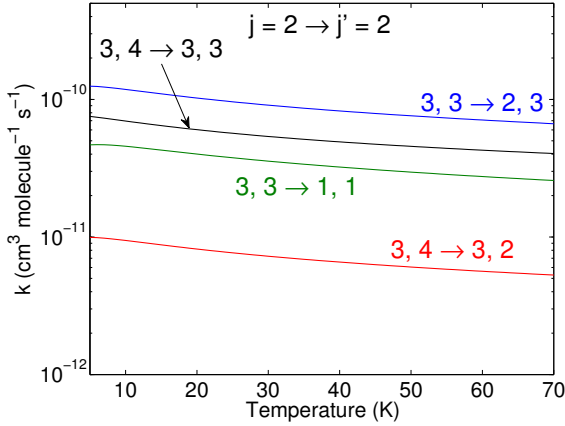


Figure 3. Temperature variation of the hyperfine resolved $N_2H^+-H_2(j = 0)$ rate coefficients for $j = 2, F_1, F \rightarrow j' = 2, F_1, F'$ transitions.

sults, the new results being systematically larger than the previous ones. Hence, the scaling factor is clearly different from 1.4 and the ratio varies with both the temperature and the transition considered.

Low collisional energies cross sections are very sensitive to the shape and depth of the PES well. It is then not surprising to see significant differences between the two collisional systems at low temperature. It could have been anticipated that scattering studies involving He as the perturber and as a representative of molecular H_2 are questionable in the case of molecular ions. As previously discussed, this is a consequence of the difference of polarizabilities with either H_2 or He.

4 ASTROPHYSICAL APPLICATIONS

4.1 Model

As stated in Sect. 3.2, the current H_2 rate coefficients differ significantly from the previously available rate coefficients from Daniel et al. (2005), that considered He as a collisional

partner. Since these rate coefficients were the only available data until now, they were used in many astrophysical studies. Most of the time, a scaling factor of 1.4 was used to emulate the H_2 rate coefficients. As discussed in the previous section, this factor leads to an underestimate of the actual values of the H_2 rate coefficients. More recently, Bizocchi et al. (2013) used a scaling relationship based on the HCO^+-H_2 and HCO^+-He rate coefficients. The correction applied thus ranged from factors of 1.4 and 3.2 depending on the transition considered, with a ratio of ~ 2.3 applied to the transitions with $\Delta j = 1$ and $j \leq 4$. Given the current results, this scaling procedure gives a better estimate of the H_2 rate coefficients than simply assuming a constant 1.4 value.

In order to highlight the impact of the new rate coefficients on the interpretation of the N_2H^+ observations, we performed a few radiative transfer calculations for physical parameters (i.e. gas density, temperature, ...) and N_2H^+ abundances typical of dark clouds conditions. These calculations are based on the numerical code described in Daniel & Cernicharo (2008): the radiative transfer is solved exactly and includes the line overlap between the hyperfine transitions. Additionally, the N_2H^+ energy structure and line frequencies are obtained from the spectroscopical constants of Caselli et al. (1995) and Pagani et al. (2009). The line strengths and Einstein coefficients are obtained from the CDMS database (Müller et al. 2005). In Fig. 4, we compare the line intensities, integrated over frequency, for the $j = 1 - 0$ and $3 - 2$ lines, and for radiative transfer calculations based either on the He or H_2 rate coefficients. For the purpose of the comparison, we made the choice to use the antenna temperature scale, noted T_A^* . In the figure, we give the ratio of the results based on the H_2 rate coefficients over the results obtained with the He ones, scaled by a factor 1.4. In order to perform the calculations, we assumed a static and homogeneous spherical cloud of diameter 3' at a distance of 100 pc. We fixed the gas temperature at $T = 10$ K and then varied the H_2 density in the range $10^4 < n(H_2) < 10^7 \text{ cm}^{-3}$, and the N_2H^+ abundance in the range $10^{-11} < \chi(N_2H^+) < 10^{-8}$.

From this figure, it appears that between the two sets of rate coefficients, the line intensities can show variations as large as a factor ~ 2 . As discussed in Sect. 3.2, this fac-

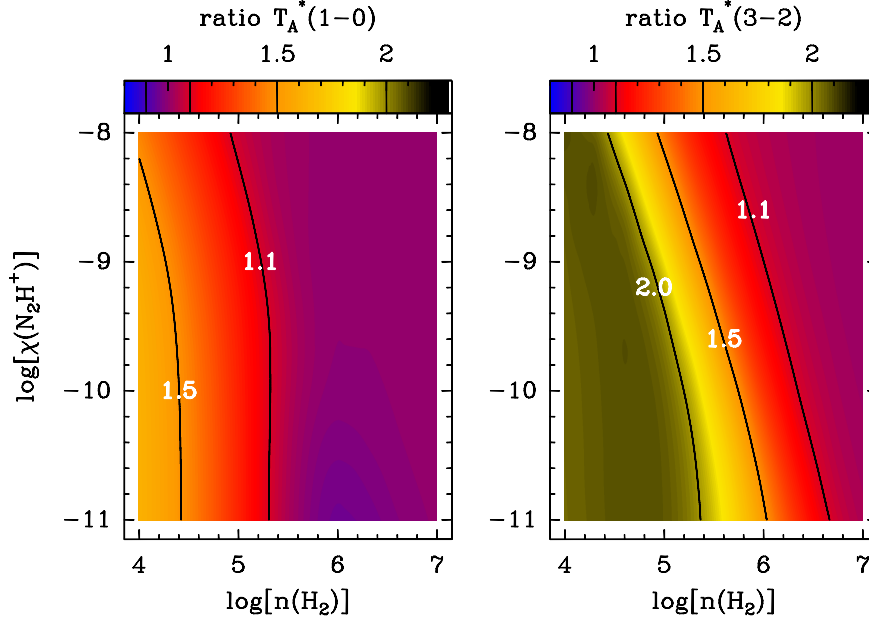


Figure 4. Ratio of the $j = 1 - 0$ (left panel) and $j = 3 - 2$ (right panel) integrated intensities obtained with the H_2 and He rate coefficients. These ratios are given for a uniform spherical cloud at $T = 10$ K and by varying both the H_2 density and N_2H^+ abundance.

tor is similar to the difference that is obtained on average between the two sets of rate coefficients. Note that the differences are the largest at low N_2H^+ column densities (i.e. low $n(\text{H}_2)$ and/or $\chi(\text{N}_2\text{H}^+)$), since for the highest values, both the $j = 1 - 0$ and $3 - 2$ lines tend to thermalize. As an example, considering the $j = 1 - 0$ line, we see in Fig. 4 that the integrated intensity ratio is ~ 1 for densities $n(\text{H}_2) \geq 2 \times 10^5 \text{ cm}^{-3}$. Finally, it can be seen in Fig. 4 that there is a differential effect introduced by the rate coefficients on the $j = 1 - 0$ and $3 - 2$ line intensities. Indeed, over the conditions spanned by the current grid of models, we can see that the effect is systematically larger for the $j = 3 - 2$ line by comparison to the $j = 1 - 0$ line. In practice, this differential effect implies that in any astrophysical application, switching from the He rate coefficients to the H_2 rate coefficients will require to modify the estimate of both the H_2 density and the N_2H^+ abundance, and not solely one of these parameters. In order to emphasize this point, we considered the $j = 1 - 0$ and $3 - 2$ line intensities obtained with the H_2 rate coefficients and for the parameters $n(\text{H}_2) = 2 \times 10^5 \text{ cm}^{-3}$ and $\chi(\text{N}_2\text{H}^+) = 1 \times 10^{-10}$. Subsequently, by using the He rate coefficients, we determined the value of $n(\text{H}_2)$ and $\chi(\text{N}_2\text{H}^+)$ which enable to obtain similar line intensities for these two radiative transitions. The value of the H_2 density and N_2H^+ abundance are determined by minimizing the quantity :

$$d = \sqrt{\left(\frac{T_{\text{He}}(1-0)}{T_{\text{H}_2}(1-0)} - 1\right)^2 + \left(\frac{T_{\text{He}}(3-2)}{T_{\text{H}_2}(3-2)} - 1\right)^2} \quad (6)$$

where T_{H_2} and T_{He} stands for the integrated intensities obtained respectively with the H_2 and scaled He rate coefficients. In Fig. 5, the value of the distance d is reported as a function of $n(\text{H}_2)$ and $\chi(\text{N}_2\text{H}^+)$. It appears that the $j = 1 - 0$ and $3 - 2$ line intensities obtained with the H_2 rate coefficients can be reproduced with the He rate coefficients

by varying both $n(\text{H}_2)$ and $\chi(\text{N}_2\text{H}^+)$ by factors of 2. Indeed, the minimum of d is obtained for $n(\text{H}_2) = 4 \times 10^5 \text{ cm}^{-3}$ and $\chi(\text{N}_2\text{H}^+) = 5 \times 10^{-11}$.

Hence, using the He rate coefficients will induce an overestimation of the H_2 density and an underestimation of the N_2H^+ abundance. Given the variations in magnitude of the rate coefficients between the two sets of rate coefficients, we can expect that a factor ~ 2 will be typical of the modifications induced by the new set of rates on $n(\text{H}_2)$ and $\chi(\text{N}_2\text{H}^+)$.

4.2 LDN 183

Since kinetic temperature has also an impact on the excitation conditions but has to be kept realistic, we revisited a well-known and modelled case, LDN 183, which was previously analysed with the hyperfine collisional rates computed with He (Pagani et al. 2007). The goal is to estimate the magnitude of the changes in a real case. We did not attempt to recompute the best possible fit to the data but only a plausible fit by eye to gauge the magnitude of the changes. With the former core properties as listed in Pagani et al. (2007), Table 2 (best model), all the modelled lines are stronger than observed with the new collision rates, as expected from the model runs described above. We tried to vary separately the kinetic temperature, the density profile and the N_2H^+ abundance and found no convincing solution, again confirming the results discussed above. A workable solution consisted in lowering the temperature in the core, replacing the 7 K constant value by a gradient from 6 to 7 K, lowering the density by 20% in the layers at temperature at 6.5 K or above and increasing the N_2H^+ abundance by a factor 2 in the central two layers. Globally, the N_2H^+ column density decreases by a factor 8% (inner core) to 20% for the outer core. The $\text{N}_2\text{H}^+ j = 1 - 0$ line being quite optically thick in LDN 183 (6 out of the 7 distinguishable hyperfine components have identical intensity towards the

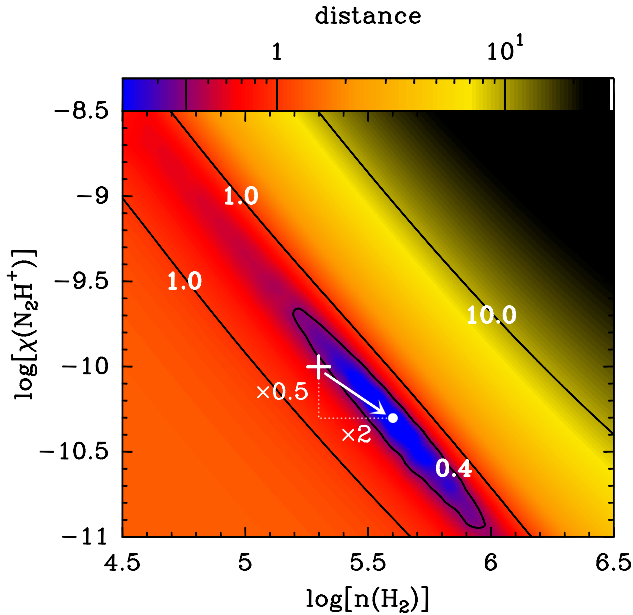


Figure 5. Comparison of the intensities predicted with the H_2 and He rate coefficients. The comparison is performed by mean of the distance d defined in the text. By considering a reference model computed with the H_2 rate coefficients and with $n(H_2) = 2.10^5 \text{ cm}^{-3}$ and $\chi(N_2H^+) = 10^{-10}$, we represent in this figure the optimum values for both $n(H_2)$ and $\chi(N_2H^+)$, i.e. the minimum of d , which enables to reproduce the reference model with the He rate coefficients.

central position, instead of the 3:5:7 ratio observed in optically thin cases), the sensitivity of the results to the new collisional coefficients is not as dramatic as one can expect in an optically thin case but the model is more accurate and the temperature is a new low record (a temperature of 5.5 K has been advocated in the case of LDN 1544 from NH_3 interferometric observations, Crapsi et al. 2007). This temperature variation impacts also the dust temperature estimate (dust and gas are thermally coupled at $n(H_2) = 1 \times 10^6 \text{ cm}^{-3}$) and consequently the dust properties.

5 CONCLUSION

We have used quantum scattering calculations to investigate rotational energy transfer for collisions between the N_2H^+ and para- $H_2(j=0)$ molecules. The calculations were based on a new 4D potential energy surface that is then transform into a 2D adiabatically reduced dimensional PES. Rate coefficients for transitions involving the lowest hyperfine levels of the N_2H^+ molecule were determined for temperatures ranging from 5 to 70 K. The $\Delta j = \Delta F_1 = \Delta F$ propensity rule is found for these hyperfine transitions.

The comparison of the new $N_2H^+-H_2$ rate coefficients with previously calculated N_2H^+-He rate coefficients shows that significant differences exist. In particular, the new H_2 rate coefficients are systematically larger than the rates with He, the scaling factor being around ~ 3 .

The consequences for astrophysical models were also evaluated. We have performed a new set of radiative transfer calculations for physical parameters and N_2H^+ abundances typical of dark cloud conditions. The line intensities of the

simulated spectra, obtained using the new rate coefficients, are significantly larger than the ones predicted from the He rate coefficients; the factor could be as large as a factor ~ 2 and in particular, it depends on the radiative transition. Additionally, a test on a real case (LDN 183) shows that the new rate coefficients will lead to reconsideration of the estimate of all the three: the H_2 density, the gas kinetic temperature and the N_2H^+ abundance in cold molecular clouds.

ACKNOWLEDGMENTS

We acknowledge Pierre Hily Blant and Alexandre Faure for fruitful discussions. This research was supported by the CNRS national program “Physique et Chimie du Milieu Interstellaire”. FL and FD also thank the Agence Nationale de la Recherche (ANR-HYDRIDES), contract ANR-12-BS05-0011-01 and the CPER Haute-Normandie/CNRT/Energie, Electronique, Matériaux.

REFERENCES

- Alexander M. H., 1985, Chem. Phys., 92, 337
- Alexander M. H., Dagdigian P. J., 1983, J. Chem. Phys., 79, 302
- Alexander M. H., Dagdigian P. J., 1985, J. Chem. Phys., 83, 2191
- Arthurs A. M., Dalgarno A., 1960, Proc. R. Soc. A, 256, 540
- Ben Abdallah D., Najjar F., Jaidane N., Dumouchel F., Lique F., 2012, mnras., 419, 2441
- Bizzocchi L., Caselli P., Leonardo E., Dore L., 2013, A&A, 555, A109
- Caselli P., Myers P. C., Thaddeus P., 1995, ApJL, 455, L77
- Crapsi A., Caselli P., Walmsley M., Tafalla M., 2007, A&A, 470, 221
- Daniel F., Cernicharo J., 2008, A&A, 488, 1237
- Daniel F., Dubernet M.-L., Meuwly M., 2004, J. Chem. Phys., 121, 4540
- Daniel F., Dubernet M.-L., Meuwly M., Cernicharo J., Paganini L., 2005, mnras., 363, 1083
- Dubernet, M.-L. et al., 2013, A&A, 553, A50
- Dumouchel F., Klos J., Toboła R., Bacmann A., Maret S., Hily-Blant P., Faure A., Lique F., 2012, J. Chem. Phys., 137, 114306
- Dunning T. H., 1989, J. Chem. Phys., 90, 1007
- Faure A., Lique F., 2012, mnras., 425, 740
- Green S., 1975a, J. Chem. Phys., 62, 2271
- Green S., 1975b, ApJ., 201, 366
- Hampel C., Peterson K. A., Werner H.-J., 1992, Chem. Phys. Lett., 190, 1
- Havenith M., Zwart E., Leo Meerts W., Ter Meulen J. J., 1990, J. Chem. Phys., 93, 8446
- Hily-Blant P., Walmsley M., Pineau Des Forêts G., Flower D., 2008, A&A, 480, L5
- Hutson J. M., Green S., 1994. MOLSCAT computer code, version 14 (1994), distributed by Collaborative Computational Project No. 6 of the Engineering and Physical Sciences Research Council (UK)
- Indriolo N., Neufeld D., Seifahrt A., Richter M. J., 2013, ApJ, 764, 188

- Kalugina Y., Lique F., Klos J., 2012, *mnras.*, 422, 812
- Keto E., Caselli P., 2008, *ApJ*, 683, 238
- Klos J., Lique F., 2011, *mnras.*, 418, 271
- Lee C. W., Myers P. C., Tafalla M., 2001, *ApJS*, 136, 703
- Lemme C., Walmsley M., Wilson T. L., Muters D., 1995, *A&A*, 302, 509
- Lique F., Toboła R., Klos J., Feautrier N., Spielfiedel A., Vincent L. F. M., Chałasiński G., Alexander M. H., 2008, *A&A*, 478, 567
- Müller H. S. P., Schlöder F., Stutzki J., Winnewisser G., 2005, *Journal of Molecular Structure*, 742, 215
- Owrutsky J. C., Guderman C. S., Martner C. C., Tack L. M., Rosenbaum N. H., Saykally R. J., 1986, *J. Chem. Phys.*, 84, 605
- Pagani L., Bacmann A., Cabrit S., Vastel C., 2007, *A&A*, 467, 179
- Pagani L., Bourgoïn A., Lique F., 2012, *A&A*, 548, L4
- Pagani L., Lesaffre P., Jorfi M., Honvault P., González-Lezana T., Faure A., 2013, *A&A*, 551, 38
- Pagani L., Pardo J. R., Apponi A. J., Bacmann A., Cabrit S., 2005, *A&A*, 429, 181
- Pagani L. et al., 2009, *A&A*, 494, 623
- Sastry K. V. L. N., Helminger P., Herbst E., De Lucia F. C., 1981, *Chemical Physics Letters*, 84, 286
- Schöier F. L., van der Tak F. F. S., van Dishoeck E. F., Black J. H., 2005, *A&A*, 432, 369
- Scribano Y., Faure A., Lauvergnat D., 2012, *J. Chem. Phys.*, 136, 094109
- Tafalla M., Myers P. C., Caselli P., Walmsley C. M., Comito C., 2002, *ApJ.*, 569, 815
- Walker K. M., Yang B. H., Stancil P. C., Balakrishnan N., Forrey R. C., 2014, *ArXiv e-prints*
- Watts J. D., Gauss J., Bartlett R. J., 1993, *J. Chem. Phys.*, 98, 8718
- Werner H.-J., Follmeg B., Alexander M. H., Lemoine D., 1989, *J. Chem. Phys.*, 91, 5425
- Willacy K., Langer W. D., Velusamy T., 1998, *ApJ*, 507, L171
- Yazidi O., Ben Abdallah D., Lique F., 2014, *mnras.*, 441, 664
- Zeng T., Li H., Le Roy R. J., Roy P.-N., 2011, *J. Chem. Phys.*, 135, 094304

This paper has been typeset from a \LaTeX file prepared by the author.