



HAL
open science

Tomonaga-Luttinger Liquid Spin Dynamics in the Quasi-One-Dimensional Ising-Like Antiferromagnet $\text{BaCo}_2\text{V}_2\text{O}_8$

Quentin Faure, Shintaro Takayoshi, Virginie Simonet, Beatrice Grenier,
Martin Månsson, Jonathan White, Gregory Tucker, Christian Rüegg, Pascal
Lejay, Thierry Giamarchi, et al.

► **To cite this version:**

Quentin Faure, Shintaro Takayoshi, Virginie Simonet, Beatrice Grenier, Martin Månsson, et al..
Tomonaga-Luttinger Liquid Spin Dynamics in the Quasi-One-Dimensional Ising-Like Antiferro-
magnet $\text{BaCo}_2\text{V}_2\text{O}_8$. *Physical Review Letters*, 2019, 123 (2), pp.027204. 10.1103/Phys-
RevLett.123.027204. hal-02394840

HAL Id: hal-02394840

<https://hal.science/hal-02394840>

Submitted on 24 Aug 2023

HAL is a multi-disciplinary open access archive for the deposit and dissemination of scientific research documents, whether they are published or not. The documents may come from teaching and research institutions in France or abroad, or from public or private research centers.

L'archive ouverte pluridisciplinaire **HAL**, est destinée au dépôt et à la diffusion de documents scientifiques de niveau recherche, publiés ou non, émanant des établissements d'enseignement et de recherche français ou étrangers, des laboratoires publics ou privés.

Tomonaga-Luttinger Liquid Spin Dynamics in the Quasi-One-Dimensional Ising-Like Antiferromagnet $\text{BaCo}_2\text{V}_2\text{O}_8$

Quentin Faure,^{1,2} Shintaro Takayoshi,^{3,4,*} Virginie Simonet,² Béatrice Grenier,^{1,†} Martin Månsson,^{5,6} Jonathan S. White,⁵ Gregory S. Tucker,^{5,7} Christian Rüegg,^{5,4,8} Pascal Lejay,² Thierry Giamarchi,⁴ and Sylvain Petit⁹

¹Université Grenoble Alpes, CEA, IRIG, MEM, MED, F-38000 Grenoble, France

²Université Grenoble Alpes, Institut NEEL, F-38042 Grenoble, France

³Max Planck Institute for the Physics of Complex Systems, Dresden D-01307, Germany

⁴Department of Quantum Matter Physics, University of Geneva, Geneva CH-1211, Switzerland

⁵Laboratory for Neutron Scattering and Imaging, Paul Scherrer Institute, Villigen PSI CH-5232, Switzerland

⁶Department of Applied Physics, KTH Royal Institute of Technology, Kista, Stockholm SE-10044, Sweden

⁷Laboratory for Quantum Magnetism, Institute of Physics, Ecole Polytechnique Fédérale de Lausanne (EPFL), Lausanne CH-1015, Switzerland

⁸Neutrons and Muons Research Division, Paul Scherrer Institute, Villigen PSI CH-1211, Switzerland

⁹Laboratoire Léon Brillouin, CEA, CNRS, Université Paris-Saclay, CEA-Saclay, Gif-sur-Yvette F-91191, France



(Received 6 March 2019; published 10 July 2019)

Combining inelastic neutron scattering and numerical simulations, we study the quasi-one-dimensional Ising anisotropic quantum antiferromagnet $\text{BaCo}_2\text{V}_2\text{O}_8$ in a longitudinal magnetic field. This material shows a quantum phase transition from a Néel ordered phase at zero field to a longitudinal incommensurate spin density wave at a critical magnetic field of 3.8 T. Concomitantly, the excitation gap almost closes and a fundamental reconfiguration of the spin dynamics occurs. These experimental results are well described by the universal Tomonaga-Luttinger liquid theory developed for interacting spinless fermions in one dimension. We especially observe the rise of mainly longitudinal excitations, a hallmark of the unconventional low-field regime in Ising-like quantum antiferromagnetic chains.

DOI: [10.1103/PhysRevLett.123.027204](https://doi.org/10.1103/PhysRevLett.123.027204)

Quantum magnets offer an extremely rich variety of phases ranging from the conventional long-range ordered ones, dubbed spin “solids,” to various kinds of spin “liquids.” In the latter, the excitations have often an unconventional nature such as a topological character or fractional quantum numbers. Among such systems, one-dimensional (1D) quantum magnets are especially interesting in that the topological excitations are the norm rather than the exception and because the interplay between exchange coupling and extremely strong quantum fluctuations due to the reduced dimensionality gives rise to profuse physical phenomena [1].

On the experimental front, the recent realization of quantum magnets with relatively weak magnetic exchange has paved a new avenue to an efficient manipulation of systems with realizable magnetic fields, enabling novel phases and phenomena to be probed experimentally. Plentiful examples of such successful investigations exist, e.g., scaling properties of Bose-Einstein condensation [2,3], quantitative tests of Tomonaga-Luttinger liquid (TLL) theory [4–6], scaling properties at quantum critical points [7,8], fractionalized excitations [9,10], topological phase transitions [11], and other exotic excitations [12–15]. The effect of an external magnetic field competing with the excitation gap associated with rung singlets [4] or with the

Haldane state [16], for instance, is especially interesting. Quite remarkably, all these transitions fall into the same universality class, the so-called Pokrovsky-Talapov commensurate-incommensurate (C-IC) phase transition [1,17], which is also pertinent to the Mott transition in itinerant electronic systems. Hence, there is considerable interest in experimental analyses of such phenomena, and investigations have been conducted in systems such as bosons in a periodic lattice [18,19], spin-1 chains [20], and spin-1/2 ladders [4,5]. However, in these realizations, magnetic excitations in the IC phase are dominated by spin-spin correlations transverse to the applied field, and a study of the opposite and more exotic case, where the longitudinal excitations are dominant, is still lacking.

In this Letter, we focus on this particular case. We investigate the Ising-like compound $\text{BaCo}_2\text{V}_2\text{O}_8$ under a magnetic field along the anisotropy axis by combining inelastic neutron scattering experiments and numerical simulations. We show that the quantum phase transition provoked by a longitudinal field of 3.8 T is indeed in the C-IC universality class through the analysis of spin-spin dynamical correlations. Furthermore, we demonstrate that most of the spectral weight in the IC phase consists of *longitudinal* excitations, which are a strong fingerprint of TLL dynamics with IC solitonic excitations.

$\text{BaCo}_2\text{V}_2\text{O}_8$ consists of screw chains of Co^{2+} ions running along the fourfold c axis of a body-centered tetragonal structure [Fig. 1(b)] [21]. Because of an anisotropic g tensor [22], the Co^{2+} magnetic moments are described effectively by weakly coupled spin-1/2 XXZ (Ising-like) chains [23]. The Hamiltonian includes intra- and interchain interactions $\mathcal{H} = \sum_{\mu} \mathcal{H}_{\text{intra},\mu} + \mathcal{H}_{\text{inter}}$, which write

$$\begin{aligned}
 \mathcal{H}_{\text{intra},\mu} = & J \sum_n (S_{n,\mu}^x S_{n+1,\mu}^x + S_{n,\mu}^y S_{n+1,\mu}^y + \Delta S_{n,\mu}^z S_{n+1,\mu}^z) \\
 & - g_{zz} \mu_B \mu_0 H \sum_n S_{n,\mu}^z,
 \end{aligned} \quad (1)$$

and $\mathcal{H}_{\text{inter}} = J' \sum_n \sum_{(\mu,\nu)} \mathbf{S}_{n,\mu} \cdot \mathbf{S}_{n,\nu}$. Here $\mathbf{S}_{n,\mu}$ is a spin-1/2 operator, n is the site index along the chain, μ and ν label different chains, $J(>0)$ is the antiferromagnetic (AFM) intrachain interaction, and Δ is the Ising anisotropy. $g_{zz} \mu_B \mu_0 H \sum_n S_{n,\mu}^z$ is the Zeeman term from the longitudinal field, with g_{zz} as the Landé factor and μ_B as the Bohr magneton. The a , b , and c crystallographic axes coincide with the spin x , y , and z axes, respectively. The interchain coupling is treated by mean-field theory (see Supplemental Material [24]). At $H = 0$ and $T \leq T_N$ ($T_N = 5.4$ K), $\text{BaCo}_2\text{V}_2\text{O}_8$ is in a gapped AFM phase and the magnetic moments point along the Ising c axis [Fig. 1(b)]. The elementary excitations are spinons, which are confined by the interchain coupling to form spinon bound states. They give rise to two series of discretized energy levels dispersing along the c axis (and only weakly in the perpendicular

directions), which have longitudinal ($\Delta S^z = 0$) and transverse ($\Delta S^z = \pm 1$) character with respect to the anisotropy axis [13]. The ground-state phase diagram of a single spin-1/2 XXZ chain under the application of a longitudinal magnetic field is shown in Fig. 1(a). In the Ising-like case ($\Delta > 1$), $H > H_c$ is required to enter the TLL phase and close the excitation gap. The TLL phase is characterized by spatial spin-spin correlations transverse $C^{xx}(r) \equiv \langle S_r^x S_0^x \rangle \propto r^{-1/(2K)}$ and longitudinal $C^{zz}(r) \equiv \langle S_r^z S_0^z \rangle - m_z^2 \propto r^{-2K}$ to the field direction, where m_z is the field-induced uniform magnetization per site. The decay of $C^{zz}(r)$ and $C^{xx}(r)$ is dictated by the TLL parameter K . The field dependence of K causes a crossover at H^* from a low-field regime [red-shaded area in Fig. 1(a)], where the physics is dominated by $C^{zz}(r)$ to a high-field regime [gray-shaded area in Fig. 1(a)] dominated by $C^{xx}(r)$. The dispersion of low-energy excitations is expected to become gapless at both C and IC wave vectors $q = \pi, 2\pi m_z$ for transverse excitations [captured by the space-time correlation $\langle S_r^x(t) S_0^x(0) \rangle$] and at $q = 0, \pi(1 - 2m_z)$ for longitudinal excitations [captured by $\langle S_r^z(t) S_0^z(0) \rangle$] [25–28]. For $\text{BaCo}_2\text{V}_2\text{O}_8$ ($\Delta = 1.9$), the quantum phase transition occurs at $\mu_0 H_c = 3.8$ T from the Néel phase to the longitudinal spin density wave (LSDW) with an IC wave vector, both ordered phases stabilized by weak interchain couplings. In the latter phase, the magnetic moments are parallel to the field (and Ising) direction, while their amplitude is spatially modulated [Fig. 1(c)] [24,29–31]. When the external field is further increased, the LSDW phase is replaced by a canted AFM order with staggered moments perpendicular to the c axis above $\mu_0 H^* \approx 9$ T [32,33], which corresponds to the crossover from the TLL longitudinal to transverse-dominant correlations, before the magnetization saturates at higher field (H_{sat}).

To probe the transition from the Néel to LSDW phase and their spin dynamics, we performed inelastic neutron scattering experiments at the cold-neutron triple axis spectrometer TASP (PSI, Switzerland). We used a horizontal cryomagnet, applying magnetic fields up to 6.8 T. Two $\text{BaCo}_2\text{V}_2\text{O}_8$ single crystals, grown by the floating zone method, were coaligned with an accuracy better than 1° . The magnetic field was applied along the c^* axis of the (a^*, c^*) scattering plane, hence along the magnetic moment direction. The data were measured at the base temperature of 150 mK with various fixed final wave vectors ranging from 1.06 to 1.3 \AA^{-1} (yielding an energy resolution from 70 to $150 \mu\text{eV}$). In $\text{BaCo}_2\text{V}_2\text{O}_8$, the crystallographic zone centers (ZCs) are at $\mathbf{Q} = (h, k, l)$ positions with $h + k + l = \text{even}$. The magnetic Bragg peaks of the Néel phase appear at the AFM points $\mathbf{Q} = (h + 1, k, l)$ corresponding to the $\mathbf{k}_{\text{AFM}} = (1, 0, 0)$ propagation vector [29]. The presence of four screw chains per unit cell folds the excitation branches and replication from the ZC positions is added to the usual contribution from AFM points.

Energy scans with constant Q have first been recorded for different magnetic fields at the AFM position $\mathbf{Q} = (2, 0, 1)$.

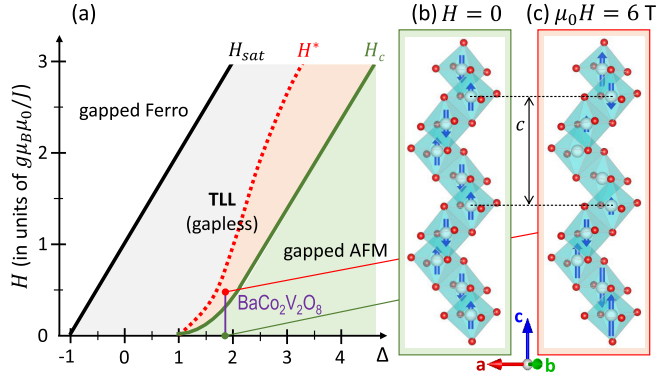


FIG. 1. (a) The ground-state phase diagram of the spin-1/2 XXZ chain under a longitudinal field with Hamiltonian (1). The Heisenberg case corresponds to $\Delta = 1$ and $\text{BaCo}_2\text{V}_2\text{O}_8$ to $\Delta = 1.9$. The gray-shaded area ($H^* < H < H_{\text{sat}}$) is dominated by transverse spin-spin correlations and the red-shaded area ($H_c < H < H^*$) by longitudinal correlations. (b),(c) Magnetic structure (blue arrows) of a single Co^{2+} screw chain of $\text{BaCo}_2\text{V}_2\text{O}_8$ (blue and red spheres are Co and O, respectively) at (b) $H = 0$ in the gapped Néel phase ($H < H_c$) and at (c) $\mu_0 H = 6$ T in the low-field regime of the TLL phase ($H_c < H < H^*$) with only the antiferromagnetic component shown. The amplitude of the magnetic moments in (c) is multiplied by 5 for clarity.

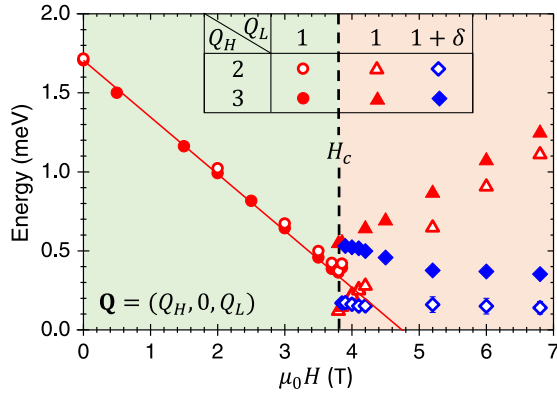


FIG. 2. Field dependence of low-energy magnetic excitations in $\text{BaCo}_2\text{V}_2\text{O}_8$ across the quantum phase transition occurring for $\mathbf{H} \parallel \mathbf{c}$. Open and closed symbols correspond, respectively, to antiferromagnetic and zone center positions, and their surrounding. Circles correspond to AFM $\mathbf{Q} = (2, 0, 1)$ and ZC $\mathbf{Q} = (3, 0, 1)$ positions. Triangles denote the same AFM and ZC positions in the LSDW phase. Diamonds correspond to the associated satellites $\mathbf{Q} = (2, 0, 1 + \delta)$ and $\mathbf{Q} = (3, 0, 1 + \delta)$. The critical field is indicated by the dashed black line.

At $H = 0$, the measured lowest energy peak corresponds to the doubly degenerate transverse excitation [13]. The field produces a Zeeman splitting that lifts this degeneracy [11,34], leading to the linear decrease of the lowest transverse mode up to the transition at H_c , as observed in Fig. 2 (red open circles). The same feature is seen at ZC wave vectors (red closed circles) due to the folding.

In the LSDW phase, the propagation vector becomes $\mathbf{k}_{\text{LSDW}} = (1, 0, \delta)$. The field dependence of the IC modulation δ has been determined from Q_L scans. In agreement with the TLL theory and previous report [29], we have found that it increases with the field as $\delta = 2\pi m_z$, i.e., the period for the spatial modulation of the magnetic moments becomes shorter (see Supplemental Material [24]). The transition at H_c into the LSDW phase also manifests as a change of magnetic excitation spectrum (from circles to triangles in Fig. 2). To obtain the overall behavior of spin dynamics in this LSDW phase, constant- Q_L energy scans have been collected along the c^* direction across the AFM point $\mathbf{Q} = (2, 0, 1)$ at $\mu_0 H = 4.2$ and 6 T. Figures 3(a) and 3(c) show the corresponding maps as a function of energy transfer and Q_L in reciprocal lattice units (r.l.u.). At 4.2 T, a strong excitation is observed, forming an arch bridging the IC positions $(2, 0, 1 \pm \delta)$ over the AFM center $(2, 0, 1)$. The dispersion has minima at the IC positions of the LSDW phase, which is a key signature of this field-induced TLL phase. The data show that the archlike dispersion expands from 4.2 to 6 T, while δ becomes about twice larger. The energy minimum at $(2, 0, 1 \pm \delta)$ remains equal to ≈ 0.1 meV, while the energy at the AFM point increases.

From the above-mentioned folding, replications are observed around the ZC position $\mathbf{Q} = (3, 0, 1)$. This is

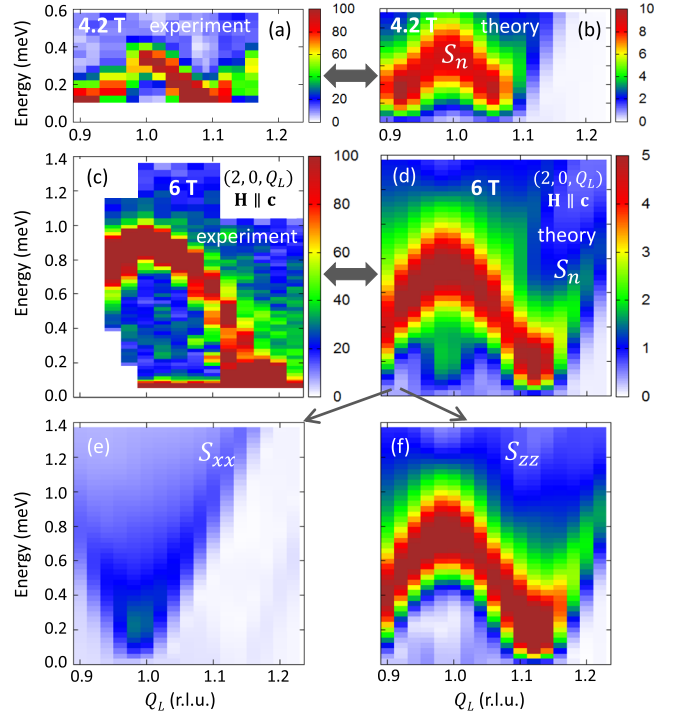


FIG. 3. Inelastic scattering intensity maps showing the intra-chain dispersion of the magnetic excitations around the AFM point $\mathbf{Q} = (2, 0, 1)$ in a longitudinal field of (a) 4.2 T and (c) 6 T, obtained experimentally from a series of constant- Q_L energy scans. They are compared with numerically calculated scattering cross sections S_n (Supplemental Material [24]) at (b) 4.2 T and (d) 6 T, which are the superposition of (e) transverse S_{xx} and (f) longitudinal S_{zz} dynamical structure factors.

illustrated in Figs. 4(a)–4(d) showing individual constant- Q_L energy scans through $\mathbf{Q} = (3, 0, Q_L)$ positions with Q_L ranging between 1 and 1.16 and energy up to 5 meV at 4.2 T. The map gathering such scans is displayed in Fig. 4(e) with an enlargement in Fig. 4(f). These results show that most of the intensity is concentrated in an archlike excitation with minimum energy of the dispersion ≈ 0.65 meV at $(3, 0, 1 + \delta)$, the satellite position of the LSDW phase. At 6 T, the intense arch feature expands similarly to the result around the AFM position (see Supplemental Material [24]). Weaker excitations are also visible around 0.4, 0.8, and 1.5 meV. Further away from the ZC position along Q_L , only a broad feature remains, possibly corresponding to a continuum of excitations [see Fig. 4(d) for $Q_L = 1.16 \approx 1 + 2\delta$]. Although the excitations in the AFM and ZC regions show strong similarities, the energy gap at the IC wave vector is significantly smaller at the AFM satellite than at the ZC one. This is also visible in Fig. 2, displaying the energy of the intense modes at the two IC positions $(2, 0, 1 + \delta)$ and $(3, 0, 1 + \delta)$. This is ascribed to the finite dispersion perpendicular to the chain direction caused by the interchain coupling and also observed in zero field [13].

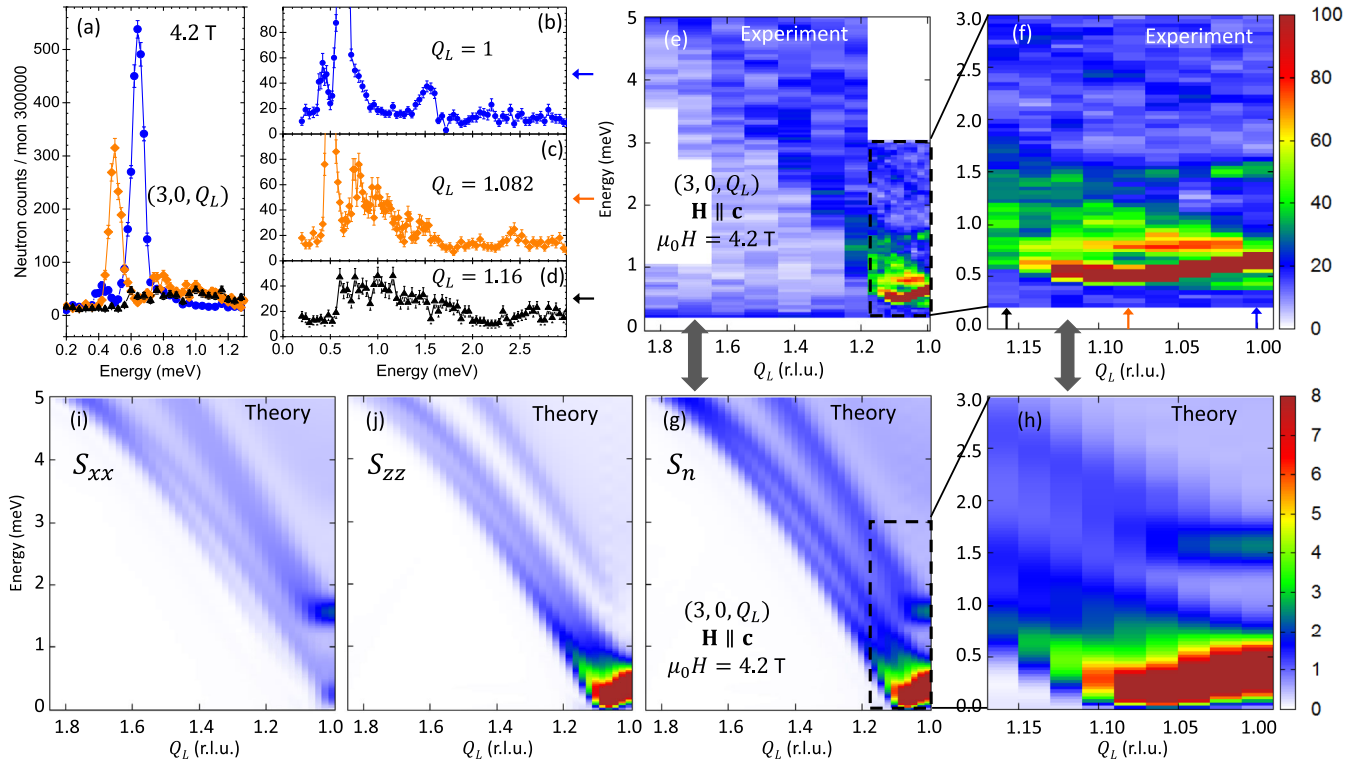


FIG. 4. Spin dynamics in the LSDW phase of BaCo₂V₂O₈ in the vicinity of a ZC position at $\mu_0 H = 4.2$ T and $T = 150$ mK. Energy scans at three different scattering vectors (b) the ZC position (3,0,1), (c) its satellite (3,0,1 + δ) with $\delta = 0.082$, and (d) further away along c^* . (a) Low-energy part of these scans. (e) Inelastic scattering intensity map obtained from constant- Q_L energy scans as (a)–(d), which shows the dispersion of the excitations along the c^* direction, and is enlarged in (f). (g),(h) Numerically calculated intensity color maps to be compared with experimental maps (e),(f). In both the experimental and theoretical maps, the color scale is saturated in order to emphasize the weaker modes. (i) Transverse S_{xx} and (j) longitudinal S_{zz} components of the numerically calculated intensity color map (g).

Aiming at a deeper understanding of the spin dynamics in the LSDW phase, we performed numerical simulations of the XXZ model with a longitudinal magnetic field [Eq. (1)]. We obtained the ground state of the system by density matrix renormalization group [35] and calculated the retarded correlation function by time evolving block decimation [36]. The inelastic neutron scattering cross section S_n was derived as the Fourier transform of this correlation function [11,37]. The calculations were performed by considering the full magnetic structure factor of BaCo₂V₂O₈ with the values $J = 3.05$ meV and $\Delta = 1.9$ [38], obtained from our previous investigation [11]. The agreement is best for interchain coupling $J' = 0$ and deteriorates with increasing it, especially near the C-IC transition point [24], in contrast with our previous estimation of $J' = 0.17$ meV [13]. This may be due to a mean-field overestimation of its effect, particularly in the critical region, or to its possible dependence on the longitudinal field, since it is an effective coupling derived from a complex set of interactions [32]. All the numerical calculations presented here were therefore performed with $J' = 0$.

The calculated field dependence of $\delta(H)$ globally agrees with the experiment, except near the transition [24]. We

present the comparison of the measured vs calculated excitation spectra in Figs. 3(a) vs 3(b) and Figs. 3(c) vs 3(d) around the AFM position at 4.2 and 6 T, respectively, as well as in Figs. 4(e) and 4(f) vs Figs. 4(g) and 4(h) around the ZC position at 4.2 T. Note that the calculated peaks are broadened (0.3 meV resolution) compared to the experimental ones, due to the finite time effect, i.e., the limitations of the calculations within the finite real time domain $0 \leq t \leq T$. The main features, i.e., the dispersion of the low-energy excitation bridging the two neighboring IC wave vectors and its spectral weight, are well reproduced. The relative intensity of the weaker branches at 0.8 and 1.5 meV at (3,0,1 + δ) is less accurately reproduced, maybe due to the omission of interchain interaction in the calculations.

The nature of the fluctuations can be further analyzed by the numerically calculated transverse and longitudinal parts of the dynamical structure factor, S_{xx} and S_{zz} , which are shown in Figs. 3(e) and 3(f) around (2,0, Q_L) at 6 T and in Figs. 4(i) and 4(j) around (3,0, Q_L) at 4.2 T. The most striking result is that the archlike excitation has longitudinal character around both AFM and ZC positions. For (3,0, Q_L) at 4.2 T, the weaker transverse excitations

S_{xx} give rise to two branches going softer toward the C position with minimum energies close to zero and 1.5 meV [Fig. 4(i)], both of which are seen in the experimental data of Fig. 4(f). This result proves that the spin dynamics is dominated by longitudinal fluctuations strongly excited at the IC wave vectors near the AFM positions, which replicate around the ZC ones.

A recent terahertz spectroscopy investigation of the spin dynamics was performed under a longitudinal magnetic field in the gapless regime of $\text{SrCo}_2\text{V}_2\text{O}_8$, the sister compound of $\text{BaCo}_2\text{V}_2\text{O}_8$ with very similar properties [15,39–41]. In this experiment, only transverse excitations (S_{xx}) at C positions could be probed, such as string and (anti)psinon-(anti)psinon, dressing the field-polarized ground state of 1D quantum antiferromagnets described by the Bethe ansatz [42,43]. Our neutron spectroscopy study opens up new avenues. We could first follow the dispersion in reciprocal space of the psinon-psinon and two-string excitations, corresponding to the weak transverse modes visible near zero and at 1.5 meV for $Q_L = 1$ in Fig. 4(f). Moreover, both transverse and longitudinal fluctuations could be probed and we have proven that most of the intensity actually comes from longitudinal excitations missed by terahertz spectroscopy. This finding is essential to understand a growing number of experiments performed on similar systems with other probes. Our results finally pave the way to further investigations of unexplored regimes of the TLL physics in spin systems, such as the crossover from longitudinal to transverse-dominant spin-spin correlations at higher magnetic field or the influence of interchain interactions.

In summary, our combined neutron scattering and numerical investigations of the LSDW phase in $\text{BaCo}_2\text{V}_2\text{O}_8$ show that the quantum phase transition from the Néel to LSDW phase is described by the XXZ model. Clear Tomonaga-Luttinger liquid signatures are observed, such as the field-dependent incommensurability of the low-energy excitations and the archlike dispersion. The most striking result concerns the longitudinal nature of the excitations in the LSDW phase, which is a remarkable quantum signature of the field-induced TLL in Ising-like spin 1/2 1D antiferromagnets.

We owe thanks to Claude Berthier (deceased) who initiated this work and who produced major contributions in the field of quantum magnetism. We thank L.-P. Regnault, R. Ballou, and P. Pfeuty for fruitful discussions, P. Courtois and R. Silvestre for their help in the sample coalignment done at ILL prior to the experiment at PSI, M. Bartkowiak for his technical support during the inelastic neutron scattering experiments, and J. Debray, A. Hadj-Azzem, and J. Balay for their contribution to the crystal growth, cut, and orientation. We acknowledge PSI for allocating neutron beam time. S. T. is supported by the Swiss National Science Foundation under Division II and ImPact project (No. 2015-PM12-05-01) from the Japan

Science and Technology Agency. M. M. acknowledges funding from the Swedish Research Council (VR) through a neutron project grant (Dnr. 2016-06955).

*Corresponding author.
shintaro@pks.mpg.de

†Corresponding author.
grenier@ill.fr

- [1] T. Giamarchi, *Quantum Physics in One Dimension* (Clarendon Press, Oxford, 2004).
- [2] T. Giamarchi, Ch. Rüegg, and O. Tchernyshyov, Bose-Einstein condensation in magnetic insulators, *Nat. Phys.* **4**, 198 (2008).
- [3] V. Zapf, M. Jaime, and C. D. Batista, Bose-Einstein condensation in quantum magnets, *Rev. Mod. Phys.* **86**, 563 (2014).
- [4] M. Klanjšek, H. Mayaffre, C. Berthier, M. Horvatić, B. Chiari, O. Piovesana, P. Bouillot, C. Kollath, E. Orignac, R. Citro, and T. Giamarchi, Controlling Luttinger Liquid Physics in Spin Ladders under a Magnetic Field, *Phys. Rev. Lett.* **101**, 137207 (2008).
- [5] P. Bouillot, C. Kollath, A. M. Läuchli, M. Zvonarev, B. Thielemann, C. Rüegg, E. Orignac, R. Citro, M. Klanjšek, C. Berthier, M. Horvatić, and T. Giamarchi, Statics and dynamics of weakly coupled antiferromagnetic spin-1/2 ladders in a magnetic field, *Phys. Rev. B* **83**, 054407 (2011).
- [6] D. Schmidiger, P. Bouillot, T. Guidi, R. Bewley, C. Kollath, T. Giamarchi, and A. Zheludev, Spectrum of a Magnetized Strong-Leg Quantum Spin Ladder, *Phys. Rev. Lett.* **111**, 107202 (2013).
- [7] D. Blosser, N. Kestin, K. Yu. Povarov, R. Bewley, E. Coira, T. Giamarchi, and A. Zheludev, Finite-temperature correlations in a quantum spin chain near saturation, *Phys. Rev. B* **96**, 134406 (2017).
- [8] D. Blosser, V. K. Bhartiya, D. J. Voneshen, and A. Zheludev, $z = 2$ Quantum Critical Dynamics in a Spin Ladder, *Phys. Rev. Lett.* **121**, 247201 (2018).
- [9] I. A. Zaliznyak, H. Woo, T. G. Perring, C. L. Broholm, C. D. Frost, and H. Takagi, Spinons in the Strongly Correlated Copper Oxide Chains in SrCuO_2 , *Phys. Rev. Lett.* **93**, 087202 (2004).
- [10] B. Thielemann, Ch. Rüegg, H. M. Rønnow, A. M. Läuchli, J.-S. Caux, B. Normand, D. Biner, K. W. Krämer, H.-U. Güdel, J. Stahn, K. Habicht, K. Kiefer, M. Boehm, D. F. McMorrow, and J. Mesot, Direct Observation of Magnon Fractionalization in the Quantum Spin Ladder, *Phys. Rev. Lett.* **102**, 107204 (2009).
- [11] Q. Faure, S. Takayoshi, S. Petit, V. Simonet, S. Raymond, L.-P. Regnault, M. Boehm, J. S. White, M. Månsson, C. Rüegg, P. Lejay, B. Canals, T. Lorenz, S. C. Furuya, T. Giamarchi, and B. Grenier, Topological quantum phase transition in the Ising-like antiferromagnetic spin chain $\text{BaCo}_2\text{V}_2\text{O}_8$, *Nat. Phys.* **14**, 716 (2018).
- [12] D. Schmidiger, S. Mühlbauer, A. Zheludev, P. Bouillot, T. Giamarchi, C. Kollath, G. Ehlers, and A. M. Tsvelik, Symmetric and asymmetric excitations of a strong-leg quantum spin ladder, *Phys. Rev. B* **88**, 094411 (2013).
- [13] B. Grenier, S. Petit, V. Simonet, E. Canévet, L.-P. Regnault, S. Raymond, B. Canals, C. Berthier, and P. Lejay,

- Longitudinal and Transverse Zeeman Ladders in the Ising-Like Chain Antiferromagnet $\text{BaCo}_2\text{V}_2\text{O}_8$, *Phys. Rev. Lett.* **114**, 017201 (2015); Erratum **115**, 119902(E) (2015).
- [14] A. K. Bera, B. Lake, F. H. L. Essler, L. Vanderstraeten, C. Hubig, U. Schollwock, A. T. M. N. Islam, A. Schneidewind, and D. L. Quintero-Castro, Spinon confinement in a quasi-one-dimensional anisotropic Heisenberg magnet, *Phys. Rev. B* **96**, 054423 (2017).
- [15] Z. Wang, J. Wu, W. Yang, A. K. Bera, D. Kamensky, A. T. M. N. Islam, S. Xu, J. M. Law, B. Lake, C. Wu, and A. Loidl, Experimental observation of Bethe strings, *Nature (London)* **554**, 219 (2018).
- [16] K. Katsumata, H. Hori, T. Takeuchi, M. Date, A. Yamagishi, and J. P. Renard, Magnetization Process of an $S = 1$ Linear-Chain Heisenberg Antiferromagnet, *Phys. Rev. Lett.* **63**, 86 (1989).
- [17] V. L. Pokrovsky and A. L. Talapov, Ground State, Spectrum, and Phase Diagram of Two-Dimensional Incommensurate Crystals, *Phys. Rev. Lett.* **42**, 65 (1979).
- [18] E. Haller, R. Hart, M. J. Mark, J. G. Danzl, L. Reichsöllner, M. Gustavsson, M. Dalmonte, G. Pupillo, and H.-C. Nägerl, Pinning quantum phase transition for a Luttinger liquid of strongly interacting bosons, *Nature (London)* **466**, 597 (2010).
- [19] G. Boéris, L. Gori, M. D. Hoogerland, A. Kumar, E. Lucioni, L. Tanzi, M. Inguscio, T. Giamarchi, C. D'Errico, G. Carleo, G. Modugno, and L. Sanchez-Palencia, Mott transition for strongly interacting one-dimensional bosons in a shallow periodic potential, *Phys. Rev. A* **93**, 011601(R) (2016).
- [20] S. A. Zvyagin, J. Wosnitza, C. D. Batista, M. Tsukamoto, N. Kawashima, J. Krzystek, V. S. Zapf, M. Jaime, N. F. Oliveira, Jr., and A. Paduan-Filho, Magnetic Excitations in the Spin-1 Anisotropic Heisenberg Antiferromagnetic Chain System $\text{NiCl}_24\text{SC}(\text{NH}_2)_2$, *Phys. Rev. Lett.* **98**, 047205 (2007).
- [21] R. Wichmann and Hk. Müller-Buschbaum, Neue Verbindungen mit $\text{SrNi}_2\text{V}_2\text{O}_8$ -Struktur: $\text{BaCo}_2\text{V}_2\text{O}_8$ und $\text{BaMg}_2\text{V}_2\text{O}_8$, *Z. Anorg. Allg. Chem.* **534**, 153 (1986).
- [22] S. Kimura, H. Yashiro, M. Hagiwara, K. Okunishi, K. Kindo, Z. He, T. Taniyama, and M. Itoh, High field magnetism of the quasi one-dimensional anisotropic antiferromagnet $\text{BaCo}_2\text{V}_2\text{O}_8$, *J. Phys. Conf. Ser.* **51**, 99 (2006).
- [23] A. Abragam and M. H. L. Pryce, The theory of paramagnetic resonance in hydrated cobalt salts, *Proc. R. Soc. A* **206**, 173 (1951).
- [24] See Supplemental Material at <http://link.aps.org/supplemental/10.1103/PhysRevLett.123.027204> for information on the LSDW phase, 6 T excitations at $(3, 0, Q_L)$, numerical calculations, and influence of the interchain interaction.
- [25] G. Müller, H. Thomas, H. Beck, and J. C. Bonner, Quantum spin dynamics of the antiferromagnetic linear chain in zero and nonzero magnetic field, *Phys. Rev. B* **24**, 1429 (1981).
- [26] R. Chitra, S. Pati, H. R. Krishnamurthy, D. Sen, and S. Ramasesha, Density-matrix renormalization-group studies of the spin-1/2 Heisenberg system with dimerization and frustration, *Phys. Rev. B* **52**, 6581 (1995).
- [27] R. Chitra and T. Giamarchi, Critical properties of gapped spin-chains and ladders in a magnetic field, *Phys. Rev. B* **55**, 5816 (1997).
- [28] G. Fáth, Luttinger liquid behavior in spin chains with a magnetic field, *Phys. Rev. B* **68**, 134445 (2003).
- [29] E. Canévet, B. Grenier, M. Klanjšek, C. Berthier, M. Horvatić, V. Simonet, and P. Lejay, Field-induced magnetic behavior in quasi-one-dimensional Ising-like antiferromagnet $\text{BaCo}_2\text{V}_2\text{O}_8$: A single-crystal neutron diffraction study, *Phys. Rev. B* **87**, 054408 (2013).
- [30] S. Kimura, T. Takeuchi, K. Okunishi, M. Hagiwara, Z. He, K. Kindo, T. Taniyama, and M. Itoh, Novel Ordering of an $S = 1/2$ Quasi-1d Ising-Like Antiferromagnet in Magnetic Field, *Phys. Rev. Lett.* **100**, 057202 (2008).
- [31] S. Kimura, M. Matsuda, T. Masuda, S. Hondo, K. Kaneko, N. Metoki, M. Hagiwara, T. Takeuchi, K. Okunishi, Z. He, K. Kindo, T. Taniyama, and M. Itoh, Longitudinal Spin Density Wave Order in a Quasi-1D Ising-like Quantum Antiferromagnet, *Phys. Rev. Lett.* **101**, 207201 (2008).
- [32] M. Klanjšek, M. Horvatić, S. Krämer, S. Mukhopadhyay, H. Mayaffre, C. Berthier, E. Canévet, B. Grenier, P. Lejay, and E. Orignac, Giant magnetic field dependence of the coupling between spin chains in $\text{BaCo}_2\text{V}_2\text{O}_8$, *Phys. Rev. B* **92**, 060408(R) (2015).
- [33] B. Grenier, V. Simonet, B. Canals, P. Lejay, M. Klanjšek, M. Horvatić, and C. Berthier, Neutron diffraction investigation of the H-T phase diagram above the longitudinal incommensurate phase of $\text{BaCo}_2\text{V}_2\text{O}_8$, *Phys. Rev. B* **92**, 134416 (2015).
- [34] S. Kimura, H. Yashiro, K. Okunishi, M. Hagiwara, Z. He, K. Kindo, T. Taniyama, and M. Itoh, Field-Induced Order-Disorder Transition in Antiferromagnetic $\text{BaCo}_2\text{V}_2\text{O}_8$ Driven by a Softening of Spinon Excitation, *Phys. Rev. Lett.* **99**, 087602 (2007).
- [35] S. R. White, Density Matrix Formulation for Quantum Renormalization Groups, *Phys. Rev. Lett.* **69**, 2863 (1992).
- [36] G. Vidal, Efficient Classical Simulation of Slightly Entangled Quantum Computations, *Phys. Rev. Lett.* **91**, 147902 (2003).
- [37] S. Takayoshi, S. C. Furuya, and T. Giamarchi, Topological transition between competing orders in quantum spin chains, *Phys. Rev. B* **98**, 184429 (2018).
- [38] A different convention was used in Ref. [11], explaining the different numerical values of J : in the present Letter, J replaces ϵJ and $J\Delta$ replaces J with $\Delta = 1/\epsilon = 1.9$.
- [39] Z. He, T. Taniyama, and M. Itoh, Antiferromagnetic-paramagnetic transitions in longitudinal and transverse magnetic fields in a $\text{SrCo}_2\text{V}_2\text{O}_8$ crystal, *Phys. Rev. B* **73**, 212406 (2006).
- [40] A. K. Bera, B. Lake, F. H. L. Essler, L. Vanderstraeten, C. Hubig, U. Schollwock, A. T. M. N. Islam, A. Schneidewind, and D. L. Quintero-Castro, Spinon confinement in a quasi-one-dimensional anisotropic Heisenberg magnet, *Phys. Rev. B* **96**, 054423 (2017).
- [41] W. Yang, J. Wu, S. Xu, Z. Wang, and C. Wu, Quantum spin dynamics of the axial antiferromagnetic spin-1/2XXZ chain in a longitudinal magnetic field, [arXiv:1702.01854](https://arxiv.org/abs/1702.01854).

- [42] M. Karbach, D. Biegel, and G. Müller, Quasiparticles governing the zero-temperature dynamics of the one-dimensional spin-1/2 Heisenberg antiferromagnet in a magnetic field, *Phys. Rev. B* **66**, 054405 (2002).
- [43] M. Kohno, Dynamically Dominant Excitations of String Solutions in the Spin-1/2 Antiferromagnetic Heisenberg Chain in a Magnetic Field, *Phys. Rev. Lett.* **102**, 037203 (2009).