



**HAL**  
open science

# Microwave-assisted efficient synthesis of 1,2-diaryldiketones: a novel oxidation reaction of diarylalkynes with DMSO promoted by FeBr<sub>3</sub>

Anne Giraud, Olivier Provot, Jean-François Peyrat, Mouad Alami, Jean-Daniel  
Brion

## ► To cite this version:

Anne Giraud, Olivier Provot, Jean-François Peyrat, Mouad Alami, Jean-Daniel Brion. Microwave-assisted efficient synthesis of 1,2-diaryldiketones: a novel oxidation reaction of diarylalkynes with DMSO promoted by FeBr<sub>3</sub>. *Tetrahedron*, 2006, 62 (33), pp.7667-7673. <10.1016/j.tet.2006.05.072>. <hal-02394615>

**HAL Id: hal-02394615**

**<https://hal.science/hal-02394615v1>**

Submitted on 4 Dec 2019

HAL is a multi-disciplinary open access archive for the deposit and dissemination of scientific research documents, whether they are published or not. The documents may come from teaching and research institutions in France or abroad, or from public or private research centers.

L'archive ouverte pluridisciplinaire HAL, est destinée au dépôt et à la diffusion de documents scientifiques de niveau recherche, publiés ou non, émanant des établissements d'enseignement et de recherche français ou étrangers, des laboratoires publics ou privés.



HAL Authorization

**Microwave-assisted efficient synthesis of  
1,2-diaryldiketones: a novel oxidation reaction of  
diarylalkynes with DMSO promoted by FeBr<sub>3</sub>**

Anne Giraud, Olivier Provot, Jean-François Peyrat, Mouad Alami,  
Jean-Daniel Brion

► **To cite this version:**

Anne Giraud, Olivier Provot, Jean-François Peyrat, Mouad Alami, Jean-Daniel Brion. Microwave-assisted efficient synthesis of 1,2-diaryldiketones: a novel oxidation reaction of diarylalkynes with DMSO promoted by FeBr<sub>3</sub>. *Tetrahedron*, Elsevier, 2006, 62 (33), pp.7667-7673. 10.1016/j.tet.2006.05.072 . hal-02394615

**HAL Id: hal-02394615**

**<https://hal.archives-ouvertes.fr/hal-02394615>**

Submitted on 4 Dec 2019

**HAL** is a multi-disciplinary open access archive for the deposit and dissemination of scientific research documents, whether they are published or not. The documents may come from teaching and research institutions in France or abroad, or from public or private research centers.

L'archive ouverte pluridisciplinaire **HAL**, est destinée au dépôt et à la diffusion de documents scientifiques de niveau recherche, publiés ou non, émanant des établissements d'enseignement et de recherche français ou étrangers, des laboratoires publics ou privés.

# Microwave-assisted an efficient synthesis of 1,2 diaryldiketones: A novel oxidation reaction of diarylalkynes with DMSO promoted by FeBr<sub>3</sub>

Anne Giraud, Olivier Provot\*, Jean-François Peyrat, Mouâd Alami\* and Jean-Daniel Brion

Laboratoire de Chimie Thérapeutique, BioCIS-CNRS (UMR 8076), Université Paris-Sud, Faculté de Pharmacie, rue J.B. Clément 92296 Châtenay-Malabry Cedex, France

---

**Abstract**— This paper reports the oxidation of functionalized-diarylalkynes with DMSO in the presence of the environmentally friendly FeBr<sub>3</sub> catalyst. This non-toxic procedure is general and has been applied successfully under microwaves irradiation leading rapidly to benzil derivatives in good yields

---

## 1. Introduction

Benzil derivatives are an important class of compounds which have been reported for their application as inhibitors of the acid corrosion of mild steel,<sup>1</sup> as photosensitizing agents in photocurable coatings,<sup>2</sup> and also as natural compounds.<sup>3</sup> Moreover, benzil substrates constitute useful intermediates in organic synthesis as precursors of various heterocyclic compounds such as for example imidazoles<sup>4</sup> or quinoxalines.<sup>5</sup> Conventionally, benzil derivatives are obtained by oxidation of benzoin,<sup>6</sup> or hydrobenzoin.<sup>7</sup> However, the access to functionalized benzoin is not easy and their oxidation very often required the use of toxic and/or expensive reagents (e.g. thallium nitrate,<sup>6d</sup> ammonium chlorochromate-alumina,<sup>6e</sup> RuO<sub>4</sub>,<sup>6g</sup> N-hydroxyphthalimide-Co(acac)<sub>3</sub>).<sup>7c</sup> Beside other methodologies,<sup>8,6g</sup> by far the most important procedure for the preparation of benzils is the oxidation of diarylalkynes which are easily prepared by Sonogashira-Linstrumelle coupling. Thus, a large number of oxidizing systems have been utilized including, Co(OAc)<sub>2</sub>/Mn(OAc)<sub>2</sub>/NaBr,<sup>9</sup> ZnCr<sub>2</sub>O<sub>7</sub>·3H<sub>2</sub>O,<sup>10</sup> SO<sub>3</sub>-dioxane complex,<sup>11</sup> H<sub>5</sub>IO<sub>6</sub>,<sup>12</sup> and CH<sub>3</sub>ReO<sub>3</sub>/H<sub>2</sub>O<sub>2</sub>.<sup>13</sup> However, these reagents have several drawbacks in term of toxicity, difficult reaction

\*Keywords : Benzils; DMSO; Iron bromide; alkynes, microwaves irradiation.

\*Corresponding authors:

(O.P.) tel.: +33 14683 5847; fax: +33 14683 5828;

olivier.provot@cep.u-psud.fr

(M.A.) tel.: +33 14683 5887; fax: +33 14683 5828;

mouad.alami@cep.u-psud.fr

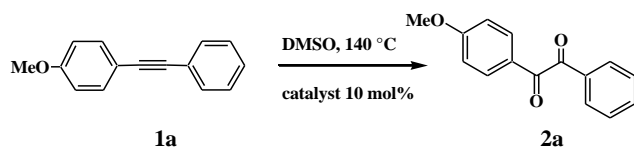
conditions, long reaction times and/or low yields. DMSO as oxidant in the presence of an excess of NBS<sup>14</sup> has been successfully reported to transform diphenylacetylene into benzil. Similarly, an attractive protocol using DMSO as oxidant in the presence of PdCl<sub>2</sub> has been described by a Russian team.<sup>15</sup> While this transformation is a suitable method, its success was influenced by the electronic nature of the aryl-substituents.<sup>16</sup> A recent work concerning the oxidation of alkynes into  $\alpha$ -diketones with DMSO and CH<sub>3</sub>SO<sub>3</sub>H/ HCO<sub>2</sub>H/HBr<sup>17</sup> prompted us to report the results of our study. With respect to the environmental concerns, there is a strong demand for a clean, safe and highly efficient catalytic methodology for the conversion of aryl alkynes to benzil derivatives.

## 2. Results and discussion

As a part of our programme aimed at the development of new, soft and selective oxidizing methodologies,<sup>18</sup> we have investigated the oxidation of various internal aryl alkynes **1** with DMSO in the presence of catalytic amounts of friendly transition-metal salts. Herein, we report a simple and convenient procedure for the synthesis of a range of functionalized benzil derivatives promoted by the non-toxic and cheap FeBr<sub>3</sub>.

At the outset of this work, we began our approach by screening a variety of catalysts using the diaryl alkyne **1a** as model substrate in DMSO.

**Table 1** Oxidation of diarylalkyne **1a** to benzil **2a**



Entry	Catalyst	Time (h)	Yield <sup>a</sup> (%)
1	-	72	0
2	CuCl	72	65
3	CuBr	72	66
4	InCl <sub>3</sub>	16	65
5	InBr <sub>3</sub>	14	70
6	NiCl <sub>2</sub>	40	72
7	NiBr <sub>2</sub>	24	76
8	MnCl <sub>2</sub>	36	0 <sup>b</sup>
9	MnBr <sub>2</sub>	14	75 <sup>b</sup>
10	Fe(acac) <sub>3</sub>	40	68
11	FeCl <sub>3</sub>	36	73
12	FeBr <sub>3</sub>	10	80
13	FeBr <sub>3</sub> <sup>c</sup>	10	78

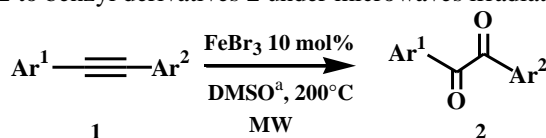
<sup>a</sup> isolated yield.

<sup>b</sup> Two reproducible attempts.

<sup>c</sup> 1 equiv of FeBr<sub>3</sub> was used.

The results described in Table 1, showed clearly that transition metal catalysts promoted the oxidation of **1a** while no reaction occurred without catalyst (entry 1). Whereas all studied metal salts (bromides or chlorides) were effective in a surprising way, MnCl<sub>2</sub> (2 attempts) did not catalyze the oxidation reaction (entry 8) and starting alkyne **1a** was recovered unchanged. Examination of Table 1 indicates that transition-metal salts bromides catalysts were superior to the corresponding chlorides in term of increasing yields and reducing reaction times. In all studied cases, no traces of aryl alkyne **1a** were found at the end of the reaction and then purifications were easy. Of the transition-metal salts examined, FeBr<sub>3</sub> was the most efficient catalyst delivering benzil **2a** in high yield

**Table 2.** Oxidation of diarylalkynes **1** to benzil derivatives **2** under microwaves irradiation



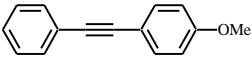
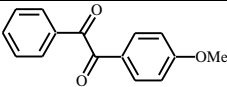
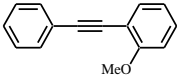
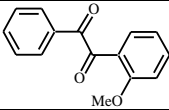
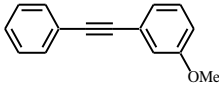
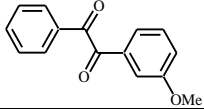
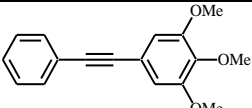
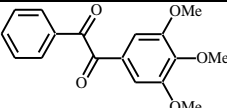
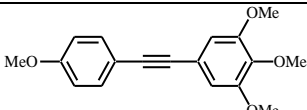
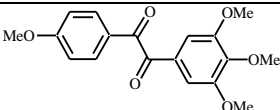
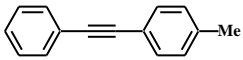
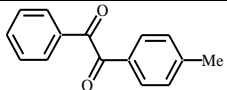
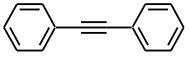
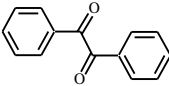
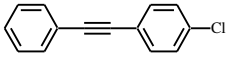
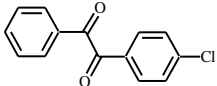
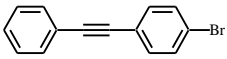
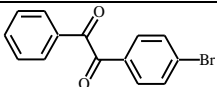
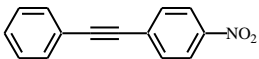
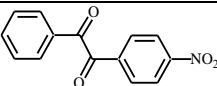
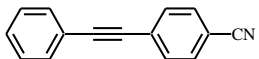
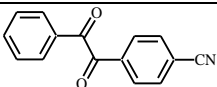
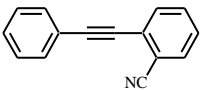
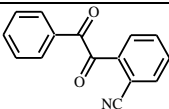
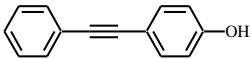
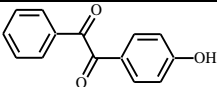
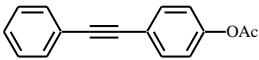
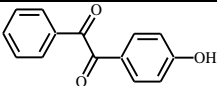
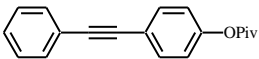
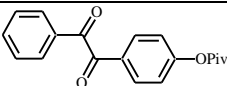
(10 h, 80%, entry 12) whereas, under the same conditions FeCl<sub>3</sub> and Fe(acac)<sub>3</sub> gave similar yields but with longer reaction times (entries 10 and 11). With CuBr, InBr<sub>3</sub>, NiBr<sub>2</sub> and MnBr<sub>2</sub> the oxidation reaction was also successful but with lower yields and longer reaction times (entries 3, 5, 7, 9). Finally, increasing the amount of the iron bromide catalyst was not efficient to observe neither a reduced reaction time nor a better yield (entry 13).

In our current work to develop rapid and efficient methods for oxidation reactions, we thought to speed up the synthesis of various benzils using microwaves-assisted irradiation.<sup>18d</sup>

Our first efforts were focused on the optimization of the reactional temperature. When the reaction of **1a** is carried out at 140°C (as base line control to evaluate the microwaves contribution) for 20 minutes, one notes that 20% of the starting product **1a** was transformed into its corresponding benzil **2a**, while only traces of **2a** (< 5%, indicated by GC) were obtained by conventional thermal conditions. By increasing gradually the reactional temperature, we were pleased to observe that, using microwave irradiation at 200°C, diarylalkyne **1a** was totally transformed into **2a** in only 20 minutes and with a satisfactory yield (75%).<sup>19</sup> It should be noted that under conventional thermal heating (200°C, 20 min, sealed tube) the reaction occurred smoothly and 50% of starting material was recovered unchanged. InBr<sub>3</sub> (10 mol%) and MnBr<sub>2</sub> (10 mol%) were also tested, but longer reaction times, by comparison with FeBr<sub>3</sub>, were required to oxidize completely **1a** (75 %, 40 min and 68 %, 45 min respectively).

Next, we investigated the oxidizing species. When using stoichiometric amounts or slight excess (5 equiv.) of DMSO, no traces of **2a** were detected even after a prolonged reaction time (48 h). A similar result was obtained when DMSO was replaced by Sulfolane (tetramethylene sulfone); the oxidation reaction failed and starting alkyne **1a** was recovered unchanged. We are presently examining alternatives to DMSO for the oxygen transfer step.

To demonstrate the scope of the reaction, a series of acetylenic substrates **1a-o** were synthesized by Sonogashira-Linstrumelle coupling<sup>20</sup> and subjected to oxidation by the DMSO-FeBr<sub>3</sub> couple under microwaves irradiation. The results of this study are summarized in Table 2.

Entry	Akynes	1	Benzils	2	Time (min)	Yield <sup>b</sup> (%)
1		<b>1a</b>		<b>2a</b>	20	75 <sup>c</sup>
2		<b>1b</b>		<b>2b</b>	40	70
3		<b>1c</b>		<b>2c</b>	9	75
4		<b>1d</b>		<b>2d</b>	25	64
5		<b>1e</b>		<b>2e</b>	30	65
6		<b>1f</b>		<b>2f</b>	11	61
7		<b>1g</b>		<b>2g</b>	20	73
8		<b>1h</b>		<b>2h</b>	9	75
9		<b>1i</b>		<b>2i</b>	9	72
10		<b>1j</b>		<b>2j</b>	15	72
11		<b>1k</b>		<b>2k</b>	21	46
12		<b>1l</b>		<b>2l</b>	16	43
13		<b>1m</b>		<b>2m</b>	120	0
14		<b>1n</b>		<b>2n</b>	9	51
15		<b>1o</b>		<b>2o</b>	8	59

<sup>a</sup> During this study, we did not observe a notable degradation of the DMSO<sup>21</sup> under microwaves irradiation.

<sup>b</sup> Isolated yield. All compounds exhibited satisfactory spectral properties and microanalyses.

<sup>c</sup> No oxidation was observed when reactions were conducted without FeBr<sub>3</sub> in DMSO at 200°C under MWI.

Arylalkynes substituted with an electron-donating group (Me, OMe) have been transformed into benzil derivatives in good yields (from 61% to 76%) and with reduced reaction times (< 1h). It should be noted that the position of the substituent (*o*, *m*, *p*) on the aromatic ring had no influence on the oxidation yield, although the *meta* benzil **2c** was obtained in a shorter reaction time (compare entry 3

with entries 1 and 2). We were also pleased to observe that halogenated substituted arylalkynes **1h** and **1i** afforded the expected benzils with reduced times and good yields (<10 min., 72–75 %, entries 8 and 9). Moreover, the presence of an electron withdrawing group on the aryl ring such as NO<sub>2</sub> did not affect the yield as well as the reaction time of the oxidizing process and provides benzil **2j** in 72% yield

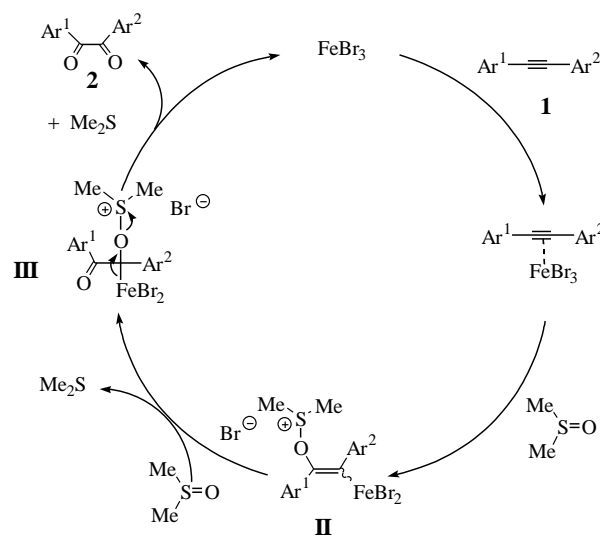
(entry 10). However, by using arylalkynes **1k** and **1l** substituted with an *ortho* or a *para* cyano group respectively, the desired corresponding benzil derivatives **2k** and **2l** were obtained in moderate yields although totally disappearance of starting material was observed. It seems that under these conditions the cyano group interferes with the outcome of the present reaction (non-identified hydrolyzed by-products were observed in the crude reaction mixture). One can note that the phenolic aryl alkyne **1m** did not give its corresponding benzil **2m**, even after a prolonged reaction time under MW irradiation. However, when the hydroxy substituent of **1m** was protected as an acetate (**1n**), we observed the formation of **2m**, after oxidation of the triple bond followed by cleavage of the acetoxyester group. A similar result (oxidation and cleavage) has been obtained with conventional heating (70%, 7 h). On the contrary, pivaloyl substituted ester **1o** was successfully transformed into its corresponding benzil **2o**, but without removal of the bulky, protecting group (entry 15). It is important to note that this new oxidation process with FeBr<sub>3</sub>-DMSO is not sensitive to the electronic nature of the acetylenic substrates, unlike some other methodologies.<sup>11</sup>

### 3. Mechanistic consideration

At first, an experiment was performed in which the DMSO solution was degassed. Without O<sub>2</sub>, oxidation of **1a** was still observed with comparable yields and reaction times, implying that DMSO constitutes the oxidizing species. When **1a** was heated in DMSO without any catalysts, the oxidation occurred slowly (stirring for 72 h at 140 °C, starting alkyne **1a** (10 %) was still recovered). In the plausible proposed mechanism (Scheme 1) concerning the oxidation of arylalkynes **1**, the Fe(III), acting as a Lewis acid, may activate the triple bond to generate **I** and allowed successive additions of DMSO. After a first addition, a vinyl iron species **II** (or its cationic equivalent) would be formed and then trapped by a second molecule of DMSO. The species **III** formed would evolve to afford the desired benzil **2** together with Me<sub>2</sub>S and regenerated the catalyst.

In order to better activate the alkyne function, the Lewis acidity of the Fe(III)-catalyst should be increased. For that purpose, an additional experiment was achieved by introducing 30 mol% of trifluoromethanesulfonic acid (TfOH) to the reaction mixture (**1a**, 10 mol% of FeBr<sub>3</sub>, DMSO). We were pleased to observe, that under classical thermal conditions (140 °C), the oxidation proceeded in only 1 h and with a good yield (71 %). In order to determine the positive influence of TfOH associated with FeBr<sub>3</sub>, we performed the oxidation without FeBr<sub>3</sub>, as control. Total disappearance of **1a** was observed but after 10 h of reaction. It is reasonable to think that the catalytic species formed Fe(OTf)<sub>3</sub>,<sup>22</sup> which is a stronger Lewis acid than FeBr<sub>3</sub>, activates considerably the triple bond. Other attempts were achieved with various iodine salts in place of TfOH but unfortunately failed to give **2a** in shorter

reaction times. This latest oxidation reaction involving the synergetic couple TfOH and FeBr<sub>3</sub> is currently under investigation in our Laboratory.



**Scheme 1:** Proposed pathway for the oxidation of arylalkynes **1**.

### 4. Conclusion

In conclusion, we have developed a simple and efficient process for oxidation of aryl alkynes using DMSO and catalytic FeBr<sub>3</sub>. The use of friendly non-toxic catalytic FeBr<sub>3</sub>, short reaction times, high to excellent yields, low cost and easy preparation are the obvious advantages of the present method. Under classical thermal conditions, we have demonstrated that the tandem FeBr<sub>3</sub>-DMSO can be used to prepare benzil derivatives in reasonable reaction times and satisfactory yields. The microwave-assisted procedure allows for the rapid synthesis of various benzils, 20 min compared to 10 h by conventional methods. The experimental microwave experiments described in this paper are well established and controlled and can be safely and beneficially reproduced.

### 5. Experimental

#### 5.1. Materials

All glasswares were oven-dried at 140 °C and all reactions were conducted under an argon atmosphere. Tetrahydrofuran (THF) was distilled from sodium-benzophenone ketyl. Triethylamine (TEA) was distilled from potassium hydroxide under argon prior to use.

#### 5.2. Instrumentation

All microwave experiments were performed using an Emrys Optimizer in 2-5 mL pyrex reaction vessels. Each

contained a Teflon stir bar and Teflon coated reaction vessel cap.

The compounds were all identified by usual physical methods, i.e.  $^1\text{H-NMR}$ ,  $^{13}\text{C-NMR}$ , IR and elemental analysis.  $^1\text{H}$  and  $^{13}\text{C}$  NMR spectra were measured in  $\text{CDCl}_3$  with a Bruker AC 200 or Bruker ARX 400.  $^1\text{H}$  chemical shifts are reported in ppm from an internal standard TMS or of residual chloroform (7.27 ppm). The following abbreviations are used: m (multiplet), s (singlet), d (doublet), t (triplet), dd (doublet of doublet), tt (triplet of triplet).  $^{13}\text{C}$  chemical shifts are reported in ppm from the central peak of deuteriochloroform (77.14). IR spectra were measured on a Bruker Vector 22 spectrophotometer (neat,  $\text{cm}^{-1}$ ). Elemental analyses were performed with a Perkin-Elmer 240 analyser. Mass spectra were obtained with a LCT Micromass spectrometer. Analytical TLC were performed on Merck precoated silica gel 60F plates. Merck silica gel 60 (230-400 mesh) was used for column chromatography. Melting points (m.p.) were recorded on a Büchi B-450 apparatus and were uncorrected.

### 5.3. General procedure for the preparation of aryl alkynes from aryl halides

All aryl alkynes except **1o** were known compounds and have been prepared according to the following procedure:

#### 2,2-Diethyl-propionic acid 4-phenylethynyl-phenyl ester **1o**

To a mixture of 2,2 Dimethyl-propionic acid-4-iodo-phenyl ester (303 mg; 1 mmol),  $\text{PdCl}_2(\text{PPh}_3)_2$  (35.1 mg; 0.05 mmol), CuI (19.1 mg; 0.1 mmol), TEA (404.8 mg; 4.0 mmol) in THF (10 mL) was added dropwise under an argon atmosphere, a solution of phenylacetylene (132.6 mg; 1.2 mmol). The mixture was stirred at room temperature for a night. Then  $\text{Et}_2\text{O}$  (20 mL) was added to the crude and the mixture was filtered over a short pad of celite. The organic layer was washed with brine (5 mL) twice, separated, dried over  $\text{MgSO}_4$ , filtered, and concentrated. Resulting residue was further purified by flash chromatography.

Yield: 95 %

m.p.: 92 °C

TLC:  $R_f$  0.61 (Cyclohexane/EtOAc, 90/ 10,  $\text{SiO}_2$ )

Anal. Calcd for  $\text{C}_{19}\text{H}_{18}\text{O}_2$ : C, 81.99; H, 6.52 %; Found: C, 81.87; H, 6.47.

IR (neat)  $\nu_{\text{max}}/\text{cm}^{-1}$ : 2971, 1743, 1593, 1506, 1479, 1445, 1396, 1369, 1275, 1235, 1197, 1160, 1140, 1115, 1033, 1013, 954, 919, 897, 859, 842, 801.

$^1\text{H}$  NMR for **1o** ( $\text{CDCl}_3$ , 200 MHz, 298 K):  $\delta$ , ppm 7.62-7.51 (m, 4H), 7.36-7.33 (m, 3H), 7.06 (d, 2H,  $J = 8.7$  Hz), 1.37 (s, 9H).

$^{13}\text{C}$  NMR for **1o** ( $\text{CDCl}_3$ , 50 MHz, 298 K):  $\delta$ , ppm 176.7 (CO), 151.0 (C), 132.7 (2CH), 131.6 (2CH), 128.3 (2CH), 128.3 (CH), 123.2 (C), 121.6 (2CH), 120.7 (C), 89.3 (C), 88.6 (C), 39.1 (C), 27.1 (3 $\text{CH}_3$ ).

### 5.4. General procedure for the preparation of benzils **2a-o** from alkynes under microwaves irradiation

To an Emrys Optimizer 2-5 mL pyrex reaction vessel were added alkyne (0.5 mmol),  $\text{FeBr}_3$  (15 mg; 0.05 mmol), in DMSO (2.5 mL). The reaction vessel was then placed in the Emrys Optimizer and exposed to microwave irradiation according to the following specifications: temperature: 200°C, time (see Table 2), fixed hold time: on, sample absorption: high, pre-stirring: 60 s. After cooling to room temperature,  $\text{H}_2\text{O}$  (3 mL) was added to the crude and the mixture was extracted with EtOAc (3x 2 mL). Organic layers were then washed with an aqueous saturated  $\text{NH}_4\text{Cl}$  solution, dried and concentrated. The crude mixture was then purified by column chromatography on silica gel.

#### 1-(4-Methoxyphenyl)-2-phenyl-ethane-1,2-dione **2a**

Yield: 75 %

m.p.: 65 °C

TLC:  $R_f$  0.40 (Cyclohexane/EtOAc, 80/ 20,  $\text{SiO}_2$ ).

Anal. Calc. for  $\text{C}_{15}\text{H}_{12}\text{O}_3$ : C, 74.99; H, 5.03 %; Found: C, 74.81; H, 5.21.

IR (neat)  $\nu_{\text{max}}/\text{cm}^{-1}$ : 2938, 2842, 1666, 1649, 1594, 1569, 1509, 1450, 1422, 1320, 1303, 1268, 1214, 1182, 1162, 1110, 1020, 973, 931, 877, 841, 818, 803.

$^1\text{H}$  NMR for **2a** ( $\text{CDCl}_3$ , 200 MHz, 298 K):  $\delta$ , ppm 7.98-7.92 (m, 4H), 7.69-7.66 (m, 1H), 7.52-7.44 (m, 2H), 6.96 (d, 2H,  $J = 9$  Hz), 3.87 (s, 3H).

$^{13}\text{C}$  NMR for **2a** ( $\text{CDCl}_3$ , 50 MHz, 298 K):  $\delta$ , ppm 194.7 (CO), 193.0 (CO), 164.9 (C), 134.6 (CH), 133.7 (C), 132.2 (2CH), 129.7 (2CH), 128.8 (2CH), 125.9 (C), 114.2 (2CH), 55.5 ( $\text{CH}_3$ ).

$m/z$  MS (ES+) 263.1 ( $\text{M}+\text{Na}^+$ ).

#### 1-(2-Methoxyphenyl)-2-phenyl-ethane-1,2-dione **2b**

Yield: 70 %

TLC:  $R_f$  0.63 (Cyclohexane/EtOAc, 85/ 15,  $\text{SiO}_2$ ).

Anal. Calc. for  $\text{C}_{15}\text{H}_{12}\text{O}_3$ : C, 74.99; H, 5.03 %; Found: C, 74.58; H, 4.95.

IR (neat)  $\nu_{\text{max}}/\text{cm}^{-1}$ : 2945, 1676, 1654, 1596, 1580, 1483, 1466, 1450, 1435, 1306, 1271, 1246, 1202, 1162, 1114, 1017, 875.

$^1\text{H}$  NMR for **2b** ( $\text{CDCl}_3$ , 400 MHz, 298 K):  $\delta$ , ppm 8.06 (d, 1H,  $J = 8.0$  Hz), 7.95 (d, 2H,  $J = 8.0$  Hz), 7.64-7.60 (m, 2H), 7.56 (t, 2H,  $J = 8.0$  Hz), 7.16 (t, 1H,  $J = 8.0$  Hz), 6.97 (t, 1H,  $J = 8.0$  Hz), 3.59 (s, 3H).

$^{13}\text{C}$  NMR for **2b** ( $\text{CDCl}_3$ , 100 MHz, 298 K):  $\delta$ , ppm 194.6 (CO), 193.5 (CO), 160.4 (C), 136.4 (CH), 133.7 (CH), 133.0 (C), 130.6 (CH), 129.3 (2CH), 128.7 (2CH), 124.0 (CH), 121.6 (CH), 112.4 (CH), 55.6 ( $\text{CH}_3$ ).

$m/z$  MS (ES+) 263.0 ( $\text{M}+\text{Na}^+$ ).

#### 1-(3-Methoxyphenyl)-2-phenyl-ethane-1,2-dione **2c**

Yield: 75 %

TLC:  $R_f$  0.54 (Cyclohexane/EtOAc, 80/ 20,  $\text{SiO}_2$ ).

Anal. Calc. for  $\text{C}_{15}\text{H}_{12}\text{O}_3$ : C, 74.99; H, 5.03 %; Found: C,

74.88; H, 4.99.

IR (neat)  $\nu_{\max}/\text{cm}^{-1}$ : 3074, 3010, 2838, 1658, 1592, 1484, 1467, 1453, 1429, 1337, 1321, 1298, 1259, 1203, 1174, 1157, 1079, 1033, 994, 932, 903, 874, 832, 803.

$^1\text{H}$  NMR for **2c** ( $\text{CDCl}_3$ , 200 MHz, 298 K):  $\delta$ , ppm 7.87 (d, 1H,  $J = 7.0$  Hz), 7.58-7.49 (m, 1H), 7.40-7.22 (m, 5H), 7.13 (s, 1H), 7.10-7.04 (m, 1H), 3.74 (s, 3H).

$^{13}\text{C}$  NMR for **2c** ( $\text{CDCl}_3$ , 50 MHz, 298 K):  $\delta$ , ppm 194.4 (2CO), 160.0 (C), 134.8 (CH), 134.2 (C), 133.0 (C), 130.0 (CH), 129.8 (2CH), 128.9 (2CH), 123.1 (CH), 121.8 (CH), 112.9 (CH), 55.4 ( $\text{CH}_3$ ).

#### 1-Phenyl-2-(3,4,5-trimethoxyphenyl)-ethane-1,2-dione **2d**

Yield: 64 %

m.p.: 102 °C

TLC:  $R_f$  0.48 (Cyclohexane/EtOAc, 70/ 30,  $\text{SiO}_2$ ).

Anal. Calc. for  $\text{C}_{17}\text{H}_{16}\text{O}_5$ : C, 67.99; H, 5.37 %; Found: C, 67.91; H, 5.30.

IR (neat)  $\nu_{\max}/\text{cm}^{-1}$ : 2932, 2834, 1664, 1581, 1504, 1460, 1450, 1413, 1343, 1317, 1283, 1233, 1180, 1157, 1129, 1076, 993, 947, 859, 819.

$^1\text{H}$  NMR for **2d** ( $\text{CDCl}_3$ , 200 MHz, 298 K):  $\delta$ , ppm 7.95 (d, 2H,  $J = 7.4$  Hz), 7.66 (t, 1H,  $J = 7.4$  Hz), 7.49 (t, 2H,  $J = 7.4$  Hz), 7.11 (s, 2H), 3.93 (s, 3H), 3.85 (s, 6H).

$^{13}\text{C}$  NMR for **2d** ( $\text{CDCl}_3$ , 50 MHz, 298 K):  $\delta$ , ppm 194.2 (CO), 193.2 (CO), 153.4 (2C), 144.2 (C), 134.7 (CH), 133.1 (C), 129.8 (2CH), 128.9 (2CH), 127.9 (C), 107.2 (2CH), 60.9 ( $\text{CH}_3$ ), 56.3 ( $2\text{CH}_3$ ).

$m/z$  MS (ES+) 323.1 (M+Na<sup>+</sup>).

#### 1-(4-Methoxyphenyl)-2-(3,4,5-trimethoxyphenyl)-ethane-1,2-dione **2e**

Yield: 65 %

m.p.: 140 °C

TLC:  $R_f$  0.37 (Cyclohexane/EtOAc, 80/ 20,  $\text{SiO}_2$ ).

Anal. Calc. for  $\text{C}_{18}\text{H}_{18}\text{O}_6$ : C, 65.45; H, 5.49 %; Found: C, 65.46; H, 5.59.

IR (neat)  $\nu_{\max}/\text{cm}^{-1}$ : 2982, 1651, 1598, 1571, 1502, 1448, 1427, 1412, 1342, 1273, 1245, 1180, 1155, 1125, 1017, 998, 948, 854.

$^1\text{H}$  NMR for **2e** ( $\text{CDCl}_3$ , 200 MHz, 298 K):  $\delta$ , ppm 7.95 (d, 2H,  $J = 9.0$  Hz), 7.23 (s, 2H), 6.98 (d, 2H,  $J = 9$  Hz), 3.94 (s, 3H), 3.89 (s, 3H), 3.88 (s, 6H).

$^{13}\text{C}$  NMR for **2e** ( $\text{CDCl}_3$ , 50 MHz, 298 K):  $\delta$ , ppm 193.5 (CO), 192.8 (CO), 164.9 (C), 153.2 (2C), 144.1 (C), 132.3 (2CH), 128.1 (C), 126.1 (C), 114.3 (2CH), 107.2 (2CH), 60.9 ( $\text{CH}_3$ ), 56.3 ( $2\text{CH}_3$ ), 55.5 ( $\text{CH}_3$ ).

$m/z$  MS (ES+) 353.1 (M+Na<sup>+</sup>).

#### 1-Phenyl-2-*p*-tolyl-ethane-1,2-dione **2f**

Yield: 61 %

m.p.: 96 °C

TLC:  $R_f$  0.51 (Cyclohexane/EtOAc, 90/ 10,  $\text{SiO}_2$ ).

Anal. Calc. for  $\text{C}_{14}\text{H}_{10}\text{O}_2$ : C, 79.98; H, 4.79 %; Found: C, 79.92; H, 4.81.

IR (neat)  $\nu_{\max}/\text{cm}^{-1}$ : 1665, 1591, 1578, 1449, 1325, 1209, 1173, 998, 874.

$^1\text{H}$  NMR for **2f** ( $\text{CDCl}_3$ , 200 MHz, 298 K):  $\delta$ , ppm 7.97 (d, 4H,  $J = 8.0$  Hz), 7.67 (m, 2H), 7.52 (d, 4H,  $J = 8.0$  Hz).

$^{13}\text{C}$  NMR for **2f** ( $\text{CDCl}_3$ , 50 MHz, 298 K):  $\delta$ , ppm 194.0 (2CO), 134.7 (2CH), 132.9 (2CH), 129.8 (4CH), 128.9 (4CH).

$m/z$  MS (ES+) 233.0 (M+Na<sup>+</sup>).

#### 1,2-Diphenyl-ethane-1,2-dione (Benzil) **2g**

Yield: 73 %

TLC:  $R_f$  0.27 (Cyclohexane/EtOAc, 90/ 10,  $\text{SiO}_2$ ).

Anal. Calc. for  $\text{C}_{15}\text{H}_{12}\text{O}_2$ : C, 80.34; H, 5.39 %; Found: C, 80.26; H, 5.31.

IR (neat)  $\nu_{\max}/\text{cm}^{-1}$ : 1667, 1603, 1572, 1475, 1449, 1410, 1324, 1287, 1208, 1173, 1120, 1019, 879, 828.

$^1\text{H}$  NMR for **2g** ( $\text{CDCl}_3$ , 200 MHz, 298 K):  $\delta$ , ppm 7.96 (d, 2H,  $J = 7.3$  Hz), 7.86 (d, 2H,  $J = 8.0$  Hz), 7.64 (t, 1H,  $J = 7.3$  Hz), 7.49 (t, 2H,  $J = 7.3$  Hz), 7.30 (d, 2H,  $J = 8$  Hz), 2.42 (s, 3H).

$^{13}\text{C}$  NMR for **2g** ( $\text{CDCl}_3$ , 50 MHz, 298 K):  $\delta$ , ppm 194.7 (CO), 194.2 (CO), 146.1 (C), 134.7 (CH), 133.1 (C), 130.6 (C), 129.9 (2CH), 129.8 (2CH), 129.7 (2CH), 128.9 (2CH), 21.8 ( $\text{CH}_3$ ).

#### 1-(4-Chlorophenyl)-2-phenyl-ethane-1,2-dione **2h**

Yield: 75 %

m.p.: 77 °C

TLC:  $R_f$  0.35 (Cyclohexane/EtOAc, 70/ 30,  $\text{SiO}_2$ ).

Anal. Calc. for  $\text{C}_{14}\text{H}_9\text{ClO}_2$ : C, 68.72; H, 3.71 %; Found: C, 69.01; H, 3.75.

IR (neat)  $\nu_{\max}/\text{cm}^{-1}$ : 1663, 1584, 1487, 1450, 1402, 1321, 1208, 1172, 1113, 1093, 1013, 873, 833.

$^1\text{H}$  NMR for **2h** ( $\text{CDCl}_3$ , 200 MHz, 298 K):  $\delta$ , ppm 7.98-7.90 (m, 3H), 7.70-7.63 (m, 2H), 7.55-7.40 (m, 4H).

$^{13}\text{C}$  NMR for **2h** ( $\text{CDCl}_3$ , 50 MHz, 298 K):  $\delta$ , ppm 193.8 (CO), 193.0 (CO), 141.5 (C), 135.0 (CH), 132.8 (C), 131.4 (C), 131.2 (2CH), 129.9 (2CH), 129.4 (2CH), 129.0 (2CH).

#### 1-(4-Bromophenyl)-2-phenyl-ethane-1,2-dione **2i**

Yield: 72 %

m.p.: 87 °C

TLC:  $R_f$  0.61 (Cyclohexane/EtOAc, 94/ 6,  $\text{SiO}_2$ ).

Anal. Calc. for  $\text{C}_{14}\text{H}_9\text{BrO}_2$ : C, 58.16; H, 3.14 %; Found: C, 58.02; H, 3.03.

IR (neat)  $\nu_{\max}/\text{cm}^{-1}$ : 1662, 1578, 1483, 1450, 1398, 1321, 1204, 1172, 1113, 1069, 1024, 1009, 870, 829.

$^1\text{H}$  NMR for **2i** ( $\text{CDCl}_3$ , 200 MHz, 298 K):  $\delta$ , ppm 7.96 (d, 2H,  $J = 7.4$  Hz), 7.84 (d, 2H,  $J = 8.6$  Hz), 7.68-7.64 (m, 3H), 7.52 (t, 2H,  $J = 7.4$  Hz).

$^{13}\text{C}$  NMR for **2i** ( $\text{CDCl}_3$ , 50 MHz, 298 K):  $\delta$ , ppm 193.8 (CO), 193.2 (CO), 135.0 (CH), 132.8 (C), 132.4 (2CH), 131.8 (C), 131.2 (2CH), 130.4 (C), 129.9 (2CH), 129.0 (2CH).

#### 1-(4-Nitrophenyl)-2-phenyl-ethane-1,2-dione **2j**

Yield: 72 %

m.p.: 141 °C

TLC:  $R_f$  0.27 (Cyclohexane/EtOAc, 50/ 50, SiO<sub>2</sub>).

Anal. Calc. for C<sub>14</sub>H<sub>9</sub>NO<sub>4</sub>: C, 65.88; H, 3.55; N, 5.49 %; Found: C, 65.81; H, 3.54; N, 5.48.

IR (neat)  $\nu_{\max}/\text{cm}^{-1}$ : 1660, 1594, 1523, 1450, 1344, 1200, 1170, 1110, 883, 859, 839.

<sup>1</sup>H NMR for **2j** (CDCl<sub>3</sub>, 200 MHz, 298 K):  $\delta$ , ppm 8.36 (d, 2H,  $J = 8.7$  Hz), 8.17 (d, 2H,  $J = 8.7$  Hz), 7.99 (dd, 2H,  $J = 7.9$  Hz,  $J = 1.0$  Hz), 7.71 (tt, 1H,  $J = 7.9$  Hz,  $J = 1.0$  Hz), 7.55 (t, 2H,  $J = 7.9$  Hz).

<sup>13</sup>C NMR for **2j** (CDCl<sub>3</sub>, 50 MHz, 298 K):  $\delta$ , ppm 192.8 (CO), 192.0 (CO), 151.1 (C), 137.3 (C), 135.4 (CH), 132.4 (C), 130.9 (2CH), 130.0 (2CH), 129.2 (2CH), 129.0 (2CH).

#### 1-(4-Cyanophenyl)-2-phenyl-ethane-1,2-dione **2k**

Yield: 46 %

m.p.: 111.5 °C

TLC:  $R_f$  0.42 (Cyclohexane/EtOAc, 90/ 10, SiO<sub>2</sub>).

Anal. Calc. for C<sub>15</sub>H<sub>9</sub>NO<sub>2</sub>: C, 76.59; H, 3.86; N, 5.95 %; Found: C, 76.38; H, 3.61; N, 5.85.

IR (neat)  $\nu_{\max}/\text{cm}^{-1}$ : 3072, 2226, 1679, 1658, 1593, 1579, 1450, 1405, 1321, 1297, 1206, 1171, 1116, 999, 971, 879, 843, 800.

<sup>1</sup>H NMR for **2k** (CDCl<sub>3</sub>, 200 MHz, 298 K):  $\delta$ , ppm 8.08 (d, 2H,  $J = 8.0$  Hz), 7.96 (d, 2H,  $J = 8.6$  Hz), 7.80 (d, 2H,  $J = 8.6$  Hz), 7.69 (t, 1H,  $J = 8.0$  Hz), 7.53 (t, 2H,  $J = 8.0$  Hz).

<sup>13</sup>C NMR for **2k** (CDCl<sub>3</sub>, 50 MHz, 298 K):  $\delta$ , ppm 193.0 (CO), 192.4 (CO), 135.9 (C), 135.3 (CH), 132.7 (C), 132.5 (2CH), 130.2 (2CH), 130.0 (2CH), 129.2 (2CH), 117.9 (C), 117.5 (C).

#### 2-(2-Oxo-2-phenylacetyl)-benzoxirone **2l**

Yield: 43 %

m.p.: 67.5 °C

TLC:  $R_f$  0.36 (Cyclohexane/EtOAc, 70/ 30, SiO<sub>2</sub>).

Anal. Calc. for C<sub>15</sub>H<sub>9</sub>NO<sub>2</sub>: C, 76.59; H, 3.86; N, 5.95 %; Found: C, 76.47; H, 3.79; N, 5.92.

IR (neat)  $\nu_{\max}/\text{cm}^{-1}$ : 3067, 2926, 2227, 1668, 1592, 1570, 1489, 1451, 1367, 1318, 1212, 1180, 1124, 1017, 951, 888, 869.

<sup>1</sup>H NMR for **2l** (CDCl<sub>3</sub>, 400 MHz, 298 K):  $\delta$ , ppm 8.05 (d, 2H,  $J = 8.4$  Hz), 7.96-7.92 (m, 2H), 7.82-7.71 (m, 3H), 7.58 (t, 2H,  $J = 8.4$  Hz).

<sup>13</sup>C NMR for **2l** (CDCl<sub>3</sub>, 50 MHz, 298 K):  $\delta$ , ppm 192.1 (CO), 191.2 (CO), 135.6 (CH), 135.3 (CH), 135.1 (C), 134.0 (CH), 132.7 (CH), 132.4 (C), 132.3 (CH), 130.1 (2CH), 129.1 (2CH), 117.0 (C), 117.9 (CN), 112.0 (C).

#### 1-(4-Hydroxyphenyl)-2-phenyl-ethane-1,2-dione **2m**

Yield: 51 %

m.p.: 125 °C

TLC:  $R_f$  0.50 (Cyclohexane/EtOAc, 70/ 30, SiO<sub>2</sub>).

Anal. Calc. for C<sub>14</sub>H<sub>10</sub>O<sub>3</sub>: C, 74.33; H, 4.46 %; Found: C, 74.18 H, 4.32.

IR (neat)  $\nu_{\max}/\text{cm}^{-1}$ : 3385, 1672, 1648, 1595, 1562, 1515, 1449, 1302, 1204, 1157, 1047, 998, 878, 845.

<sup>1</sup>H NMR for **2m** (CDCl<sub>3</sub>, 400 MHz, 298 K):  $\delta$ , ppm 7.88

(d, 2H,  $J = 7.3$  Hz), 7.80 (d, 2H,  $J = 8.6$  Hz), 7.57 (t, 1H,  $J = 7.3$  Hz), 7.42 (t, 2H,  $J = 7.3$  Hz), 6.82 (d, 2H,  $J = 8.6$  Hz), 6.80-6.10 (m, 1H).

<sup>13</sup>C NMR for **2m** (CDCl<sub>3</sub>, 50 MHz, 298 K):  $\delta$ , ppm 195.4 (CO), 193.6 (CO), 162.5 (C), 135.0 (CH), 133.0 (C), 132.7 (2CH), 129.9 (2CH), 129.0 (2CH), 125.6 (C), 116.1 (2CH).

#### 2,2-Dimethyl-propionic acid 4-(2-oxo-2-phenyl-acetyl)-phenyl ester **2o**

Yield: 59 %

m.p.: 87 °C

TLC:  $R_f$  0.47 (Cyclohexane/EtOAc, 90/ 10, SiO<sub>2</sub>).

Anal. Calc. for C<sub>19</sub>H<sub>18</sub>O<sub>4</sub>: C, 73.53; H, 5.85 %; Found: C, 73.41; H, 5.79.

IR (neat)  $\nu_{\max}/\text{cm}^{-1}$ : 2978, 1742, 1662, 1594, 1505, 1479, 1454, 1400, 1366, 1326, 1296, 1280, 1231, 1207, 1174, 1157, 1116, 1032, 1012, 997, 974, 904, 873, 804.

<sup>1</sup>H NMR for **2o** (CDCl<sub>3</sub>, 400 MHz, 298 K):  $\delta$ , ppm 8.05-7.94 (m, 4H), 7.65 (tt, 1H,  $J = 7.7$  Hz,  $J = 1.4$  Hz), 7.54-7.46 (m, 2H), 7.26-7.16 (m, 2H).

<sup>13</sup>C NMR for **2o** (CDCl<sub>3</sub>, 50 MHz, 298 K):  $\delta$ , ppm 194.2 (CO), 193.2 (CO), 176.2 (OCO), 156.3 (C), 134.9 (CH), 132.9 (C), 131.5 (2CH), 130.3 (C), 129.9 (2CH), 129.0 (2CH), 122.2 (2CH), 93.2 (C), 27.0 (3CH<sub>3</sub>).

#### Acknowledgments

The CNRS is gratefully acknowledged for support of this research and the MNSER for a doctoral fellowship to AG. The authors wish also to thank Pr. T. Besson for fruitful discussions concerning the use of DMSO under MW irradiations.

#### References

- 1 Ita, B. I.; Offiong, O. E. *Mater. Chem. Phys.* **2001**, *70*, 330.
- 2 Matsuschita Electric Industrial Co Ltd., *Jpn. Kokai Tokkyo Koho*, **1981**, 203, 8198; *Chem. Abstr.* **1981**, *95*, 188163u.
- 3 (a) Mahabusarakam, W.; Deachathai, S.; Phongpaichit, S.; Jansakul, C.; Taylor, W. C. *Phytochemistry*, **2004**, *65*, 1185. (b) Hillis, L. R.; Ronald, R. C. *J. Org. Chem.* **1985**, *45*, 2741. (c) Rozwadowska, M. D.; Chrzanowska, M. *Tetrahedron*, **1985**, *41*, 2885. (d) Re, L.; Maurer, B.; Ohloff, G. *Helv. Chim. Acta* **1973**, *56*, 1882.
- 4 (a) Wolkenberg, S. E.; Wisnoski, D. D.; Leister, W. H.; Wang, Y.; Zhao, Z.; Lindsley, C. L. *Org. Lett.* **2004**, *6*, 1453. (b) Deng, X.; Mani, N. *Org. Lett.* **2006**, *8*, 269.
- 5 (a) Bhosale, R. S.; Sarda, S. R.; Ardhapure, S. S.; Jadhav, W. N.; Bhusare, S. R.; Pawar, R. P. *Tetrahedron Lett.* **2005**, *46*, 7183. (b) Hui, X.; Desrivot, J.; Bories, C.; Loiseau, P. M.; Franck, X.; Hocquemiller, R.; Figadère, B. *Bioorg. Med. Chem.* **2006**, *16*, 815.
- 6 (a) Clarke, H. T.; Dreger, E. E. *Org. Synth. Coll. Vol. 1* **1941**, 87. (b) Rigby, W. J. *J. Chem. Soc.* **1951**, 793. (c)

- Fieser, L. F.; Fieser, M. *Reagents for Organic Synthesis*; John Wiley and Sons: New York, **1967**; Vol. 1 p1. (d) McKillop, A.; Swann, B.; Ford, M. E.; Taylor, E. C. *J. Am. Chem. Soc.* **1973**, *95*, 3641. (e) Zhang, G.-S.; Shi, Q.-Z.; Chen, M.-F.; Cai, K. *Synth. Commun.* **1997**, *27*, 953. (f) Okimoto, M.; Takahashi, Y.; Nagata, Y.; Sasaki, G.; Numata, K. *Synthesis* **2005**, 705. (g) Baskaran, S.; Das, J.; Chandrasekaran, S. *J. Org. Chem.* **1989**, *54*, 5182.
- <sup>7</sup> (a) Khurana, J. M.; Kandpal, B. M. *Tetrahedron Lett.* **2003**, *44*, 4909. (b) Anelli, P. L.; Banfi, S.; Montanari, F.; Quici, S. *J. Org. Chem.* **1989**, *54*, 2970. (c) Iwahama, T.; Sakaguchi, S.; Nishiyama, Y.; Ishii, Y. *Tetrahedron Lett.* **1995**, *36*, 6923.
- <sup>8</sup> (a) Antoniotti, S.; Duñach, E. *Eur. J. Org. Chem.* **2004**, 3459. (b) Clayton, M. D.; Marcinow, Z.; Rabineau, P. W. *Tetrahedron Lett.* **1998**, *39*, 9127. (c) Corey, E. J.; Lee, D.-H.; Sarshar, S. *Tetrahedron: Asymmetry.* **1995**, *6*, 3. (d) Yusybov, M. S.; Filimonov, V. D. *Synthesis* **1991**, 131.
- <sup>9</sup> Li, P.; Cheong, F. H.; Chao, L. C. F.; Lin, Y. H.; Williams, I. D. *J. Mol. Catal.* **1999**, 145, 111.
- <sup>10</sup> Firouzabadi, H.; Sardarian, A. R.; Moosavipour, H.; Afshari, G. M. *Synthesis* **1986**, 285.
- <sup>11</sup> Rogatchov, V. O.; Filimonov, V. D.; Yusubov, M. S. *Synthesis* **2001**, 1001.
- <sup>12</sup> Gebeyehu, G.; McNelis, E. *J. Org. Chem.* **1980**, *45*, 4280.
- <sup>13</sup> Zhu, Z.; Espenson, J. H. *J. Org. Chem.* **1985**, *60*, 7728.
- <sup>14</sup> Wolfe, S.; Pilgrim, W. R.; Garrard, T. F.; Chamberlain, P. *Can. J. Chem.* **1971**, *49*, 1099.
- <sup>15</sup> Yubusov, M. S.; Filimonov, V. D. *Synth. Commun.* **1994**, *24*, 2119. (b) Yubusov, M. S.; Krasnokutskaya, E. A.; Vasilyeva, V. P.; Filimonov, V. D.; Chi, K.-W. *Bull. Korean Chem. Soc.* **1995**, *16*, 86.
- <sup>16</sup> Yusubov, M. S.; Zholobova, G. A.; Vasilevsky, S. F.; Tretyakov, E. V.; Knight, D. W. *Tetrahedron* **2002**, *58*, 1607.
- <sup>17</sup> Wan, Z.; Jones, C. D.; Mitchell, D.; Pu, J. Y.; Zhang, T. Y. *J. Org. Chem.* **2006**, *71*, 826.
- <sup>18</sup> (a) Bekaert, A.; Barberan, A.; Gervais, M.; Brion, J. D. *Tetrahedron Lett.* **2000**, *41*, 2903. (b) Berrien, J. F.; Provot, O.; Joseph, D.; Bekaert, A. *J. Chem. Educ.* **2004**, *81*, 1348. (c) Bekaert, A.; Provot, O.; Rasolojahona, O.; Alami, M.; Brion, J. D. *Tetrahedron Lett.* **2005**, *46*, 4187. (d) Le Bras, G.; Provot, O.; Bekaert, A.; Peyrat, J. F.; Alami, M.; Brion, J. D. *Synthesis* **2006**, in press.
- <sup>19</sup> For reproductibility considerations, three identical tests have been achieved using the microwave automaton and isolated yields were similar ( $\pm 4\%$ ).
- <sup>20</sup> Alami, M.; Ferri, F.; Linstrumelle, G. *Tetrahedron Lett.* **1993**, *34*, 1433.
- <sup>21</sup> Mésangeau, C.; Yous, S.; Pérès, B.; Lesieur, D.; Besson, T. *Tetrahedron Lett.* **2005**, *46*, 2465.
- <sup>22</sup> Haynes, J. S.; Sams, J. R.; Thomson, R. C. *Can. J. Chem.* **1981**, *59*, 669.