



HAL
open science

Selective Metal-Free Deoxygenation of Unsymmetrical 1,2-Dicarbonyl Compounds by Chlorotrimethylsilane and Sodium Iodide

Ling-Zhi Yuan, Dolor Renko, Ilhem Khelifi, Olivier Provot, Jean-Daniel Brion, Abdallah Hamze, Mouad Alami

► **To cite this version:**

Ling-Zhi Yuan, Dolor Renko, Ilhem Khelifi, Olivier Provot, Jean-Daniel Brion, et al.. Selective Metal-Free Deoxygenation of Unsymmetrical 1,2-Dicarbonyl Compounds by Chlorotrimethylsilane and Sodium Iodide. *Organic Letters*, 2016, 18 (13), pp.3238-3241. 10.1021/acs.orglett.6b01491 . hal-02394360

HAL Id: hal-02394360

<https://hal.science/hal-02394360>

Submitted on 4 Dec 2019

HAL is a multi-disciplinary open access archive for the deposit and dissemination of scientific research documents, whether they are published or not. The documents may come from teaching and research institutions in France or abroad, or from public or private research centers.

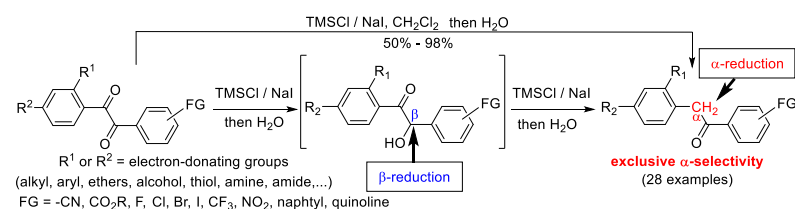
L'archive ouverte pluridisciplinaire **HAL**, est destinée au dépôt et à la diffusion de documents scientifiques de niveau recherche, publiés ou non, émanant des établissements d'enseignement et de recherche français ou étrangers, des laboratoires publics ou privés.

A Selective Metal-Free Deoxygenation of Unsymmetrical 1,2-Dicarbonyl Compounds by Chlorotrimethylsilane and Sodium Iodide

Ling-Zhi Yuan,[‡] Dolor Renko,[‡] Ilhem Khelifi, Olivier Provot*, Jean-Daniel Brion, Abdallah Hamze, and Mouad Alami*

BioCIS, Univ. Paris-Sud, CNRS, équipe labellisée Ligue Contre le Cancer, Université Paris-Saclay, 92290, Châtenay-Malabry, France

Supporting Information Placeholder



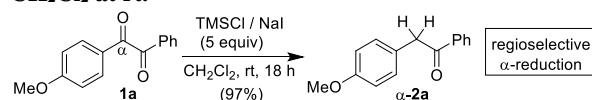
ABSTRACT: For the first time, the combination of chlorotrimethylsilane (TMSCl) with NaI is used as a selective reducing system towards 1,2-diketones. This combination is successfully evaluated with several unsymmetrically benzil derivatives, which are reduced in good yields and with a total α -regioselectivity at room temperature. Identification of benzoin intermediates is achieved and a mechanistic radical process is proposed.

It is well-established that trimethylsilyl iodide (TMSI), in which the silicon atom acts as a hard acid and iodide as a soft base, is a useful and powerful reagent in organic synthesis.¹ TMSI reacts with oxygen-containing compounds forming a strong silicon-oxygen bond. The iodide then acts as a strong nucleophile in a subsequent displacement step, thus resulting in cleavage of carbon-oxygen bonds. Typical applications of this reagent are the cleavage of ethers or carboxylic esters, conversion of ketals into carbonyl compounds, and alcohols into iodide derivatives. Most of these transformations occurred through an ionic mechanism. Although ketones readily react with TMSI to provide enol silyl ethers,² to our knowledge, except deoxygenation of sulfoxides into sulfides,³ nothing is known about the ability of TMSI to act as a reducing agent with carbonyl compounds.

Carbonyl reduction is among the most important and prevalent reactions in organic synthesis, and both industry as well as academia place special emphasis on this transformation due to its versatility for the generation of a wide range of products.⁴ In this context, the deoxygenation of ketones to methylene derivatives is also an essential process in organic chemistry.⁵ Although relatively uncommon in process chemistry, the reductive mono deoxygenation of 1,2-dicarbonyl compounds into mono-ketone derivatives has also been reported, but preparative methods that may drive these reactions selectively have been seldom optimized in the past. To accomplish this transformation, the use of catalytic hydrogenation in the presence of Ni(0) complexes⁶ and metal-based reducing agents (TiCl₄/Zn, SmI₂)⁷ comprise most examples, but metal-free procedures (HI/AcOH and H₂S/py)⁸ have also been reported. From a large-scale pre-

parative point of view, these protocols suffer from many drawbacks including the use of flammable gas (H₂ or H₂S), the frequent need for specialized equipment, the requirement of harsh reaction conditions, and the low functional group tolerance (chemo- and regioselectivity issues) which limit their application in poly-functionalized substrates. Therefore, the availability of a mild, simple, safe, chemoselective and easy-to-handle reducing agent is of special interest because it allows the formation of complex organic target molecules without the need for wasteful protection/deprotection steps. Herein, we report a highly efficient regioselective reduction of 1,2-diarylketone derivatives using the couple chlorotrimethylsilane (TMSCl)/NaI in methylene chloride.

Scheme 1. Regioselective reduction of 1a by TMSCl/NaI in CH₂Cl₂ at rt.



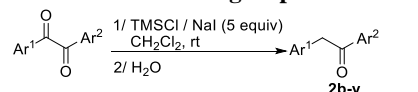
Initially, we had to investigate the ether cleavage of benzil derivative **1a** in CH₂Cl₂ using an excess of TMSCl/NaI combination at room temperature (Scheme 1). Contrary to our expectation, the reaction did not afford the desired phenol derivative. We serendipitously discovered that, under these mild conditions, if the 4-MeO group remained unchanged, one of the two carbonyl functions (C α =O) of benzil **1a** was totally reduced to produce the α -deoxybenzoin (DOB) α -**2a**⁹ as a single product (97%)¹⁰ with a total α -regioselectivity. A similar yield of α -**2a** (95%) was obtained when achieving this reaction under anhydrous conditions (oven-dried NaI and distillation of TMSCl and

CH₂Cl₂ over CaH₂ prior to use). This result suggests that traces of HCl in technical TMSCl or traces of moisture in the solvent have no influence on the outcome of the reducing properties of the TMSCl/NaI combination. To understand this unexpected selective reduction, we initially investigated the reaction of **1a** in CH₂Cl₂ with different combinations of silicon species and salts. First, we observed that the reduction process of **1a** did not occur with TMSCl alone, **1a** was recovered unchanged even when achieving the reaction at 40 °C. Replacing TMSCl/NaI combination by TMSI allows the reaction to occur providing α -**2a**, but with a lower yield of 65%. Next, we focused our attention on the sources of silicon species in the presence of NaI in this process. With TMSOTf, no reaction occurred whereas, SiCl₄ led to α -**2a** in a modest 65% yield, along with unidentified by-products. However, we were pleased to observe that the regioselective reduction of **1a** was still efficient using Ph₃SiCl (97%) or (EtO)₃SiCl (87%) in place of TMSCl, but required 10 equiv of the (EtO)₃SiCl/NaI combination. The nature of the additive salt was also studied and no reduction of **1a** occurred when replacing NaI by NaBr, clearly indicating that the iodide counter ion is important in this reaction. Because TMSI fumes in air and should be prepared freshly, distilled and immediately used on the contrary of TMSCl, we have chosen to take advantage of this easy to handle and inexpensive TMSCl/NaI combination to reduce benzil derivatives **1**. Screening with respect to the solvents was next carried out. No reduction reaction occurred in protic polar solvents (*e.g.*, MeOH, EtOH or *i*PrOH) at rt, and **1a** was recovered unchanged. The use of aprotic polar solvent (*e.g.*, CH₃CN), resulted in a sluggish reaction and **2a** was isolated with a modest 50% yield after 18 h of reaction. Among the solvents studied, CHCl₃, CCl₄ or toluene have proven to be effective as CH₂Cl₂, providing α -**2a** with nearly quantitative yields. Several control experiments were achieved, as suggested by the referees, to prove that the TMSCl/NaI combination is the reducing system rather than small amounts of HI^{8a-c} formed between TMSCl/NaI and traces of water present in the solvent. Thus, when performing the reduction of **1a** in CH₂Cl₂ at rt for 24 h with 0.5, 2 or 10 equiv of aqueous HI (wt 57%), no reduction occurred. Increasing the amount of HI to 15 equiv, resulted in a mixture in which the expected α -**2a** was formed in less than 15%.¹¹ All of these results strongly confirm that the novel reducing agent TMSCl/NaI is responsible for this transformation, discarding definitively the HI hypothesis.

After optimizing the experimental conditions with **1a** and TMSCl/NaI combination (5 equiv) in CH₂Cl₂, the scope of this reduction reaction was explored with several other benzils **1b-y**. As shown in Table 1, a variety of functional groups was well tolerated to give rise to the desired α -DOBs **2** with good to excellent yields. Examination of results showed that a total α -regioselectivity was observed for several benzils having an electron donating group (EDG) on *ortho*- and *para*-position. This regioselective reduction was also effective with a *para* free-phenol derivative providing DOB α -**2h** with a high 89% yield. One note that α -**2h** was also obtained from other benzil derivatives bearing on the 4-position a -OMOM (α -**2h**, 50%), -OTBS (α -**2h**, 84%), -OBn (α -**2h**, 67%), and -OAc (α -**2h**, 80%) function. For *p*-ethoxycarbonylbenzil substrate, the reactivity of the diketone significantly decreased, leading to a complex mixture with no trace of DOB **2i**. However, push-pull benzil derivatives were successfully and regioselectively reduced into the desired α -DOBs **2m-t** with excellent yields. At least, an example of re-

duction of a push-push α -diketone is described, and as expected, DOB **2y** was obtained as a regioisomeric mixture of monoketones (α -**2y**/ β -**2y** = 84/16), indicating that the reduction takes place preferentially on the carbon atom proximal to the more electron-rich ring. To propose a plausible mechanism of this regioselective reduction process of α -diketones, we next isolated the benzoin intermediates by quenching the reaction with H₂O after reduced reaction times and/or temperature (Scheme 2). The reduction of benzils **1a** and **1b** was achieved at -40 °C for 15 min whereas the reduction of quinoline derivative **1x** required 2.5 h of reaction at rt.

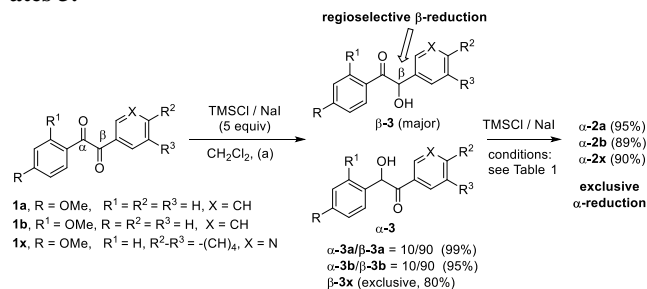
Table 1: Functional groups tolerance^a



Ar ¹	Ar ²	α - 2	Yield (%)
2-MeOPh	Ph	α - 2b	98
3-MeOPh	Ph	α - 2c	nd ^b
4-MePh	Ph	α - 2d	78 ^c
4-MeSPh	Ph	α - 2e	95
4-(4'-MeOPh)Ph	Ph	α - 2f	83 ^d
4-(4'- <i>t</i> -BuPh)Ph	Ph	α - 2g	79 ^d
4-HOPh	Ph	α - 2h	89
4- <i>i</i> PrOPh	Ph	α - 2i	97
4-H ₂ NPh	Ph	α - 2j	61
4-AcNHPh	Ph	α - 2k	79
4-MeO ₂ CPh	Ph	α - 2l	0
4-MeOPh	4-O ₂ NPh	α - 2m	80
4-MeOPh	4-EtO ₂ CPh	α - 2n	96
4-MeOPh	4-BrPh	α - 2o	97
4-MeOPh	4-IPh	α - 2p	73
4-MeOPh	4-FPh	α - 2q	88
4-MeOPh	2-IPh	α - 2r	57
4-MeOPh	4-F ₃ CPh	α - 2s	95
4-MeOPh	2-FPh	α - 2t	98 ^d
4-MeOPh	3-CO ₂ EtPh	α - 2u	96
4-MeOPh	3-NCPH	α - 2v	60
4-MeOPh	2-naphthyl	α - 2w	80 ^{d,e}
4-MeOPh	3-quinoly1	α - 2x	95 ^d
4-MeOPh	4-MePh	α - 2y	98 ^f

^aTypical reaction conditions: a mixture of benzil **1** (1 mmol) and NaI (5 mmol) was stirred in CH₂Cl₂ for 5 min. Then, 5 mmol of TMSCl were added to the solution which was stirred until completion (judged by TLC). ^bNd not determined. ^cObtained as an inseparable mixture of α -**2d**/ β -**2d** = 88:12. ^dExperiment was achieved in refluxing CHCl₃. ^eObtained as a separable mixture of α -**2w**/ β -**2w** = 90:10. ^fObtained as an inseparable mixture of α -**2y**/ β -**2y** = 84:16.

Scheme 2. Synthesis of DOBs **2** via their benzoin intermediates **3**.



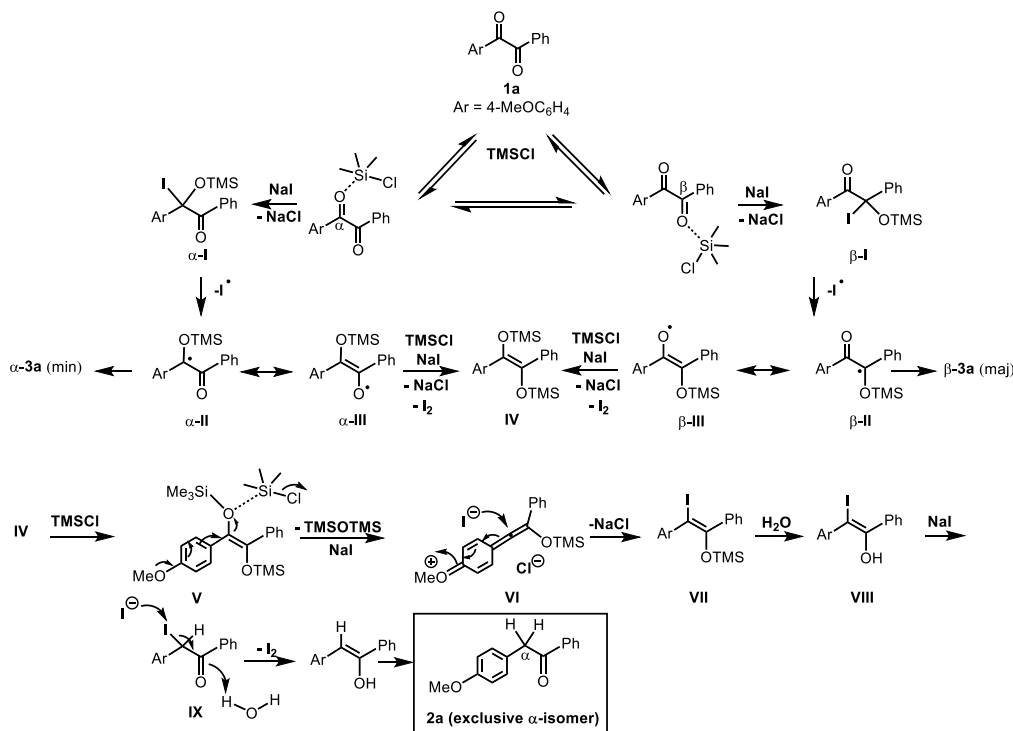
(a) For **1a** and **1b** the reaction was achieved at -40 °C for 15 min; for **1x** the reaction was carried out at rt for 2.5 h.

In all cases and to our surprise, the reduction of these benzils proceeded overwhelmingly on the C β of diketones studied, to furnish mainly β -benzoin **3a** and **3b** and exclusively β -**3x** with good to excellent yields.¹²

One can note that a less marked β -regioselectivity has been previously reported with very few examples of unsymmetrical benzils using other reducing agents such as alkylphosphines,¹³ baker's yeast,¹⁴ and NADH models.¹⁵ Next, the reduction of benzoin **3a,b** and β -**3x** was attempted under the conditions previously reported in Table 1. To our delight, a “reverse” C α -re-

duction occurred invariably to furnish the previously obtained α -DOBs **2a,b** and α -**2x** in good yields, and with no trace of β -DOBs regioisomers.

Scheme 3. Plausible mechanism for the regioselective reduction of benzil **1a into DOB α -**2a** using TMSCl/NaI combination in CH₂Cl₂**

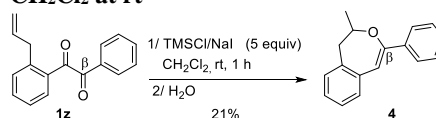


We next studied the spectroscopic data of the TMSCl/NaI combination by ¹H and ¹³C NMR in CD₂Cl₂. Under argon, a solution of equimolar proportions of NaI and TMSCl in CD₂Cl₂ furnished a colorless solution with absorptions at δ ¹H 0.37 ppm and δ ¹³C 1.34 ppm, rigorously identical with those of TMSCl alone (see ESI, Figure 1). On the contrary, TMSI in CD₂Cl₂ led to a pink-purple solution with different absorptions at 0.73 and 3.73 ppm. These observations strongly suggest that TMSI is not formed in methylene chloride by the combination of TMSCl with NaI, in agreement with Olah's report.^{1b}

To explain this unusual regioselective reduction of benzils **1** by the TMSCl/NaI combination in CH₂Cl₂, a plausible radical mechanism is proposed in Scheme 3. The reductive process begins probably by a coordination between oxygen atoms of **1a** with TMSCl followed by a nucleophilic addition of NaI on the carbonyl functions giving intermediates α -**I** and β -**I**. Then a radical fragmentation occurred on **I** to give siloxy ketone radical of type α -**II** and β -**II** or their mesomeric forms α -**III** and β -**III**. Further reaction of **III** in the presence of TMSCl and NaI would furnish the intermediate **IV** and **I**₂, which coloured the methylene chloride solution in brown.¹⁶ Next, an additional equivalent of TMSCl would coordinate on the oxygen atom proximal to the electron-rich ring. The resulting intermediate **V** can lose TMSOTMS¹⁷ with the help of the MeO substituent to furnish species **VI**, thus explaining the regioselectivity of this reducing process. All our attempts to isolate TMSOTMS were unsuccessful however, when using Ph₃SiCl instead of TMSCl,

Ph₃SiOSiPh₃ was successfully isolated after hydrolysis, reinforcing our ideas on this mechanism. A subsequent iodide atom addition on **VI** would give the alkenyl intermediate **VII**. After hydrolysis, the resulting enol **VIII** would react with NaI to provide α -iodoketone **IX** which was reduced into **2a** by an iodide.^{1b,18} To support this mechanistic hypothesis, incorporation of deuterium atoms into **2a** in separate experiments was tried. No D₂-labelled **2a** was observed when using CD₂Cl₂ or TMSCl(D₉). On the contrary, when **1a** was reacted with TMSCl/NaI in CH₂Cl₂, hydrolysis with D₂O, allowed incorporation of two deuterium atoms on C α of **2a**. To confirm that this selective transformation proceeded through a radical process rather than an anionic mechanism,¹⁹ **1z** having an *o*-allyl substituent, in which the terminal olefin would trap radical species, was reacted with TMSCl/NaI in CH₂Cl₂ (Scheme 4). Accordingly, a cyclized product **4** was isolated after hydrolysis in 21% yield, together with unidentified by-products. This result strongly supports the radical mechanism²⁰ depicted in Scheme 3.

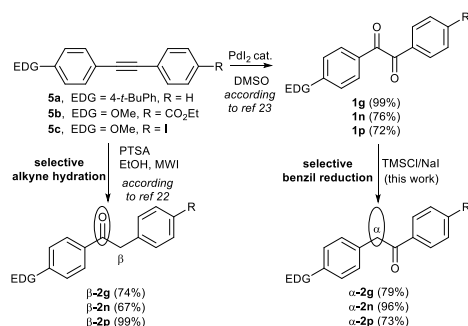
Scheme 4. Reaction of **1z with TMSCl/NaI combination in CH₂Cl₂ at rt**



Because deoxybenzoins are important structural moieties that occur in bioactive molecules,²¹ it is now possible to have a rapid and efficient access to the corresponding α - and β -DOBs **2** starting from a single diarylalkyne using two different pathways

(Scheme 5). As an illustration, diarylalkynes **5a-c** were successfully transformed into β -**2g**, β -**2n** and β -**2p** after a regioselective metal-free hydration of the triple bond in the presence of a catalytic amount of PTSA in EtOH using a protocol developed in our group.²² On the other hand, diarylalkynes **5a-c** were readily oxidized into their corresponding benzil derivatives **1g**, **1n** and **1p** using DMSO²³ in the presence of catalytic amounts of PdI₂. The reduction of these benzils by the TMSCl/NaI system, which was discussed above, led rapidly and efficiently to the corresponding DOBs α -**2g**, α -**2n** and α -**2p** with good yields and with a total α -regioselectivity.

Scheme 5. Regioselective access to either α -DOBs **2g**, **2n**, **2p** or β -DOBs **2g**, **2n**, **2p** from diarylalkynes **5a-c**



In summary, we have demonstrated for the first time that the TMSCl/NaI combination in CH₂Cl₂ is a highly efficient reducing system of unsymmetrical benzil derivatives. The easy to handle protocol developed herein provides a facile, rapid and regioselective access to DOBs α -**2** at rt with no need of any hazardous reagents or expensive metals. The reduction takes place invariably on the carbonyl proximal to the more electron-rich aromatic ring. Since sustainable development is now a real challenge for the chemical industry, we think that this eco-friendly metal-free reduction is an important contribution in this field.

ASSOCIATED CONTENT

Supporting Information

Experimental procedure, NMR spectra, and analytical data for all new compounds (PDF)

AUTHOR INFORMATION

Corresponding Author

*olivier.provot@u-psud.fr and/or mouad.alami@u-psud.fr

Author Contributions

‡These authors contributed equally.

Notes

The authors declare no competing financial interest.

ACKNOWLEDGMENT

Dr. Philippe Renaud, Univ. of Bern, is greatly thanked for helpful mechanism discussions. Authors gratefully acknowledge support of this project by CNRS, Univ. Paris-Sud, and by La Ligue Nationale Contre le Cancer through an Equipe Labellisée 2014 grant. LZY thanks the Chinese Scholarship Council for a Ph.D. funding.

Our laboratory is a member of the laboratory of excellence LERMIT supported by a grant from ANR (ANR-10-LABX-33).

REFERENCES

- (1) (a) Olah, G.A.; Prakash, G.K.S.; Krishnamurti, R. In "Advances in Silicon Chemistry" G.L. Larson, Ed., JAI Press, London, 1991, pp.1. (b) Olah, G.A.; Narang, S.C. *Tetrahedron* **1982**, *38*, 2225 and refs therein.
- (2) Hergott, H.H.; Simchen, G. *Liebigs Ann. Chem.* **1980**, 1718.
- (3) (a) Drabowicz, J.; Numata, T.; Oae, S. *Org. Prep. Proced. Int.* **1977**, *9*, 63. (b) Olah, G.A.; Gupta, B.G.B.; Narang, S.C. *Synthesis* **1977**, 583.
- (4) Magano, J.; Dunetz, J.R.; *Org. Process Res. Dev.* **2012**, *16*, 1156.
- (5) Kuethe, J.T.; Childers, K.G.; Peng, Z.; Journet, M.; Humphrey, G.R.; Vickery, T.; Bachert, D.; Lam, T.T. *Org. Process Res. Dev.* **2009**, *13*, 576.
- (6) Flores-Gaspar, A.; Pinedo-Gonzalez, P.; Crestani, M.G.; Munoz-Hernandez, M.; Morales-Morales, D.; Warsop, B.A.; Jones, W.D.; Garcia, J.J. *J. Mol. Catal. A-Chem.* **2009**, *309*, 1.
- (7) (a) Kamochi, Y.; Kudo, T.; Masuda, T.; Takadate, A. *Chem. Pharm. Bull.* **2005**, *53*, 1017. (b) Lin, W.; Hu, M.-H.; Feng, X.; Fu, L.; Cao, C.-P.; Huang, Z.-B.; Shi, D.-Q. *Tetrahedron Lett.* **2014**, *55*, 2238.
- (8) (a) Japp, F.R.; Klingemann, F. *J. Chem. Soc. Perkin Trans.* **1993**, *63*, 770. (b) Fuson, R.C.; Hoch, P.E. *J. Am. Chem. Soc.* **1949**, *71*, 1585. (c) Fuson, R.C.; Armstrong, L.J.; Chadwick, D.H.; Kneisley, J.W.; Rowland, S.P.; Shenk, Jr, W.J.; Soper, Q.F. *J. Am. Chem. Soc.* **1945**, *67*, 386. (d) Ranganathan, T.; Cossette, P.; Emrick, T. *J. Mater. Chem.* **2010**, *20*, 3681. (e) Mayer, R.; Hiller, G.; Nitzschke, M.; Jentzsch, J. *Angew. Chem. Int. Ed. Engl.* **1963**, *2*, 370.
- (9) Identification of α -**2a** was determined by COSY, NOESY, HMBC and HSQC experiments.
- (10) When **1a** was treated by HI (wt 57%) in refluxing AcOH according to Fuson's conditions (ref. 8b), **2h** was obtained (80%) indicating that a demethylation occurred to provide a phenolic species.
- (11) ¹H NMR results revealed that the crude consists of a mixture of α -**2a**/ β -**3a**/ α -**2h** in a 15/75/10 ratio.
- (12) Identification and ratio of regioisomers α -**3a**/ β -**3a** was determined by COSY, NOESY, HMBC and HSQC experiments on the crude mixture.
- (13) Zhang, W.; Shi, M. *Chem. Commun.* **2006**, 1218.
- (14) Mahmoodi, N.O.; Noori Navrood, M. *Arkivoc* **2007**, 37.
- (15) (a) Procuranti, B.; Connon, S.J. *Chem. Commun.* **2007**, 1421. (b) Huang, Q.; Wu, J.-W.; Xu, H.-J. *Tetrahedron Lett.* **2013**, *54*, 3877.
- (16) After hydrolysis, the brown I₂-mixture was discolored by a saturated Na₂S₂O₃ solution.
- (17) Ho, T.S. *Synth. Commun.* **1979**, *9*, 665.
- (18) (a) Olah, G.A.; Arvanaghi, M.; Vankar, Y.D. *J. Org. Chem.* **1980**, *45*, 3531. (b) Peng, A.-Y.; Ding, Y.-X. *Org. Lett.* **2004**, *6*, 1119.
- (19) Addition in the media of TEMPO, a radical scavenger, completely inhibited the reducing process of the benzil derivative **1a**.
- (20) Since a radical mechanism was supported by the transformation of **1z** into **4**, we discarded the formation of intermediate **IV** through a reaction of α -**I** or β -**I** with an iodine atom.
- (21) (a) Hu, Q.-F.; Zhou, B.; Ye, Y.-Q.; Jiang, Z.-Y.; Huang, X.-Z.; Li, Y.-K.; Du, G.; Yang, G.-Y.; Gao, X.-M. *J. Nat. Prod.* **2013**, *76*, 1854. (b) Li, H.-Q.; Xue, J.-Y.; Shi, L.; Gui, S.-Y.; Zhu, H.-L. *Eur. J. Med. Chem.* **2008**, *43*, 662. (c) Lu, T.-M.; Kuo, D.-H.; Ko, H.-H.; Ng, L.-T. *J. Agric. Food. Chem.* **2010**, *58*, 10027.
- (22) G. Le Bras, O. Provot, J.-F. Peyrat, M. Alami, J.-D. Brion, *Tetrahedron Lett.*, **2006**, *47*, 5497.
- (23) C. Mousset, O. Provot, A. Hamze, J. Bignon, J.-D.; Brion, M. Alami, *Tetrahedron*, **2008**, *64*, 4287.