



HAL
open science

FeBr₂-Catalyzed Bulk ATRP Promoted by Simple Inorganic Salts

Jirong Wang, Jianyu Han, Xiaolin Xie, Zhigang Xue, Christophe Fliedel,
Rinaldo Poli

► **To cite this version:**

Jirong Wang, Jianyu Han, Xiaolin Xie, Zhigang Xue, Christophe Fliedel, et al.. FeBr₂-Catalyzed Bulk ATRP Promoted by Simple Inorganic Salts. *Macromolecules*, 2019, 52 (14), pp.5366-5376. 10.1021/acs.macromol.9b01015 . hal-02394069

HAL Id: hal-02394069

<https://hal.science/hal-02394069>

Submitted on 30 Oct 2020

HAL is a multi-disciplinary open access archive for the deposit and dissemination of scientific research documents, whether they are published or not. The documents may come from teaching and research institutions in France or abroad, or from public or private research centers.

L'archive ouverte pluridisciplinaire **HAL**, est destinée au dépôt et à la diffusion de documents scientifiques de niveau recherche, publiés ou non, émanant des établissements d'enseignement et de recherche français ou étrangers, des laboratoires publics ou privés.

FeBr₂-Catalyzed Bulk ATRP Promoted by Simple Inorganic Salts

Jirong Wang,[†] Jianyu Han,[†] Xiaolin Xie,[†] Zhigang Xue^{†,*} Christophe Fliedel[‡] and Rinaldo Poli^{‡,*}

[†] Key Laboratory for Material Chemistry of Energy Conversion and Storage, Ministry of Education, School of Chemistry and Chemical Engineering, Huazhong University of Science and Technology, Wuhan 430074, P. R. China. [‡] CNRS, LCC (Laboratoire de Chimie de Coordination), Université de Toulouse, UPS, INPT, 205 Route de Narbonne, BP 44099, F-31077 Cedex 4, Toulouse, France.

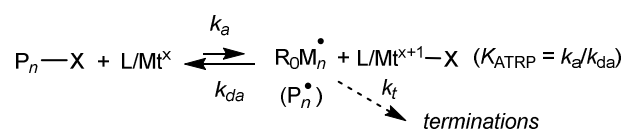
KEYWORDS: ATRP, iron, inorganic salts, methyl methacrylate.

ABSTRACT: The Atom Transfer Radical Polymerization of MMA in bulk at 70°C, using ethyl 2-bromo-phenylacetate as initiator, is quite rapid and very well controlled when catalyzed by FeBr₂ in the presence of small amounts of simple inorganic salts (chlorides, bromides, iodides, hydroxides, carbonates, bicarbonates, sulfates), comparing favorably in all respects, including technical simplicity, with the previously reported protocols that make use of salts of large organic cations or neutral organic ligands as promoters. A detailed investigation of the KBr-promoted process, supported by DFT calculations, suggests that the active form of the catalyst is a 1:1 adduct, which is stabilized in solution by weak MMA coordination to give an ion-paired K⁺[Fe^{II}Br₃(MMA)]⁻ species with a tetrahedral anion. The addition of 18-crown-6 provides a less soluble but more active catalyst. FeCl₂ performs less efficiently and the additions of small amounts of water to the system do not significantly affect the polymerization rate, whereas larger quantities result in rate reduction. The quality of the control is further improved when using 0.1 equivalents of the FeBr₃ deactivator.

Introduction

Atom transfer radical polymerization (ATRP) is one of the most successful reversible deactivation radical polymerization (RDRP) methods to control the chain growth of more activated monomers such as acrylates, methacrylates and styrenics, yielding well-defined polymers with predictable molecular weights as well as narrow molecular weight distributions.¹⁻⁹ Copper complexes, in combination with ligands that can tune the moderating equilibrium constant (Scheme 1) over more than 9 orders of magnitude,¹⁰⁻¹² offer the widest flexibility.^{5, 7, 13, 14} However, there is growing interest in using iron-based catalysts,¹⁵⁻²¹ in light of the greater availability and low cost of this metal, and especially because of its lower toxicity and higher biocompatibility.²²⁻²⁴

Scheme 1. General mechanism of ATRP initiation.



Numerous iron-based catalysts have been employed so far, generally based on Fe^{II}X₂ (X = halide) stabilized by ligands such as phosphines, imines, amines, and various other neutral ligands including *N*-heterocyclic carbenes and carboxylic acids.¹⁵⁻²¹ Organic ligands can not only facilitate the dissolution of the iron salt in organic media but also tune the metal redox potential. These iron-based catalysts, generally carried out in polar solvents, are most successful for the ATRP of methacrylates.²⁵ Previous work in our own group has focused on the ATRP of methyl methacrylate (MMA) in the presence of stabilizing ligands/solvents such as PPh₃,²⁶ polar solvents

(such as DMF, NMP, MeCN or PEG₂₀₀)²⁷⁻³⁰ and in deep eutectic solvents.³¹

There are also a number of contributions on “organic ligand-free” Fe-based ATRP, where the ligand role is played by an inorganic anion (typically a halide) from a salt, in combination with either FeX₂ and an alkyl halide initiator (direct activation)³²⁻³⁷ or with FeX₃ and AIBN (reverse activation)^{32, 38} or in other protocols (AGET,³⁹⁻⁴⁴ ARGET,⁴⁵ ICAR,⁴⁶ etc.). To the best of our knowledge, all these precedents made use of salts with large organic cations (“onium” salts such as tetrabutylammonium or -phosphonium, imidazolium, or tetrazonium). When such salts are low-melting (ionic liquids), they have also been used as solvents.⁴⁰ It is also relevant to mention that, in a few cases, the beneficial role of additional additives, generally fully inorganic bases (i.e. with alkali or alkaline-earth metals) was highlighted. For instance, the rates of the styrene³⁹ or MMA⁴² AGET ATRP using FeCl₃, ascorbic acid as the reducing agent and tetrabutylammonium bromide (TBABr) or tetrabutylphosphonium bromide (TBPBr) as ligand were shown to be enhanced in the presence of catalytic amounts of inorganic bases (NaOH, Na₃PO₄, NaHCO₃ and Na₂CO₃).

In a recent contribution, we have illustrated that simple inorganic salts [Cat⁺]_nXⁿ⁻ (Cat⁺ = alkali metal; Xⁿ⁻ = chloride, bromide, iodide, carbonate, bicarbonate, sulfate, bisulfate, nitrate, hydroxide and hexafluorophosphate) are able, by themselves, to activate the typical ATRP initiator ethyl 2-bromo-phenylacetate (EBrPA) to produce the EPA[•] radical and a [Cat⁺]_n(XBrⁿ⁻)ⁿ⁻ adduct, though this equilibrium does not provide a suitable persistent radical effect for a controlled polymerization of MMA.⁴⁷ We now report that addition of FeBr₂ to these systems affords a rapid MMA polymerization process, faster than the previously reported ones with more complex organic cations, yet with an equal or better level of

control. To the best of our knowledge, an activating effect for Fe^{II} ATRP catalysts by fully inorganic salt additives, in the absence of other organic molecules or salts, has not previously been reported. These new and simpler polymerization conditions constitute a significant advance in terms of the practical application of ATRP, because they combine the use of a readily available, inexpensive and non-toxic metal with equally available and inexpensive inorganic salts as ligands. The application of these polymerization conditions to other monomers will also be briefly shown. Finally, we will also present simple but apparently unprecedented considerations on Fe^{II} coordination chemistry that establish the role of the [FeBr₃(MMA)]⁻ complex as the active ATRP catalyst and help rationalize our results in comparison with those already available in the literature.

Experimental section

Materials. Methyl methacrylate (MMA, 98+%, Sinpharm), Methyl acrylate (MA, 98+%, Sinpharm), Butyl acrylate (BA, 98+%, Sinpharm), Butyl methacrylate (BMA, 98+%, Sinpharm) was passed through a column filled with neutral alumina, dried over calcium hydride (CaH₂), distilled under reduced pressure and stored in a freezer under argon. Ethyl α -bromophenylacetate (EBrPA, 95%, Alfa Aesar), ethyl α -bromoisobutyrate (EBriB, 98%, Alfa Aesar), methyl 2-bromoisobutyrate (MBriB, 95+%, Alfa Aesar), (1-bromoethyl)benzene (PEBr, 97%, Alfa Aesar), ethyl 2-bromopropionate (EBrP, 98%, Alfa Aesar), methyl 2-bromopropionate (MBrP, 98%, Alfa Aesar), 2-bromopropionitrile (BPN, 98%, Alfa Aesar), 2-Chloropropionitrile (CPN, 98%, Alfa Aesar). iron(II) bromide (FeBr₂, 98+%, Alfa Aesar), iron(II) chloride (FeCl₂, 98+%, Alfa Aesar), iron(II) chloride tetrahydrate (FeCl₂·4H₂O, 99.95%, Macklin), 2,2,6,6-Tetramethylpiperidine 1-oxyl (TEMPO, 98%, Sigma Aldrich) were used without further purification. Sodium carbonate (Na₂CO₃), sodium bicarbonate (NaHCO₃), potassium carbonate (K₂CO₃), potassium bicarbonate (KHCO₃), potassium hydroxide (KOH), sodium hydroxide (NaOH), trisodium phosphate (Na₃PO₄), disodium hydrogen phosphate (Na₂HPO₄), sodium dihydrogen phosphate (NaH₂PO₄), sodium sulfate (Na₂SO₄), potassium sulfate (K₂SO₄), rubidium sulfate (Rb₂SO₄), cesium sulfate (Cs₂SO₄), sodium nitrate (NaNO₃), potassium nitrate (KNO₃), sodium bisulfate (NaHSO₄), lithium chloride (LiCl), sodium chloride (NaCl), potassium chloride (KCl), lithium bromide (LiBr), sodium bromide (NaBr), potassium bromide (KBr), rubidium bromide (RbBr), cesium bromide (CsBr), sodium iodide (NaI), potassium iodide (KI), tetra-*n*-butylammonium bromide (TBABr), magnesium chloride (MgCl₂), calcium chloride (CaCl₂), potassium hexafluorophosphate (KPF₆) and lithium trifluoromethylsulfonate (LiOTf), all from Sinpharm, were also used as received. Laboratory Reagent grade (\geq 99.5%) N,N-dimethylformamide and toluene were purchased from VWR Chemicals and used after distillation.

Measurements. ¹H NMR spectroscopy was performed using Bruker AV400, Avance III400 HD and Varian INOVA-400 MHz spectrometers with deuterated chloroform as the solvent and tetramethylsilane (TMS) as the standard. The M_n and M_w/M_n of the polymers were determined by GPC using an Agilent 1100 gel permeation chromatograph equipped with a PLgel 79911GP-104 column (7.5 mm \times 300 mm, 10 μ m bead size) or a Shimadzu system equipped with a Shimadzu RID-

20A refractive index detector and with two PSS SDV analytical columns (1000 Å and 100000 Å, 5 μ m, 8 \times 300 mm). THF was used as the eluent at a flow rate of 1 mL min⁻¹ at 35°C. Linear polystyrene standards were used for calibration.

General polymerization procedure. Unless otherwise stated, a typical system consisted of [monomer]₀/[FeBr₂]₀/ [initiator]₀/[inorganic salts]₀ = 200:1:1:2. A Schlenk flask (25 mL) was charged under argon with the salt and sealed by a rubber septum. Then the degassed monomer and initiator were added through degassed syringes. The solution was stirred for 20 min at room temperature. After three freeze-pump-thaw cycles, the flask was immersed in a thermostatic oil bath at the desired temperature. At timed intervals, samples were withdrawn from the flask with a degassed syringe. The monomer conversion was determined gravimetrically after the removal of the unconverted monomer under reduced pressure. The resulting residue was diluted with tetrahydrofuran (THF) and then filtered through a column filled with neutral aluminum oxide to remove any insoluble salt. The poly(methyl methacrylate) (PMMA) solution was then precipitated using an excess of *n*-hexane, and these polymers were dried under vacuum overnight at 80°C for gel permeation chromatography (GPC) characterization.

Solubility measurements. In a Schenk tube, neat MMA (3 mL, 2.82 g, 28.17 mmol) and the desired compound(s) (KBr, FeBr₂, LiBr:FeBr₂ 1:1, KBr:FeBr₂ 1:1, or KBr:16-crown-6:FeBr₂ 1:1:1) were introduced with an MMA/Fe molar ratio of 200:1 (for instance, the amount of FeBr₃ was 30 mg (0.139 mmol)). The mixture was then stirred at 70°C for several hours, in order to reach thermal equilibrium for the solid dissolution process. It was then filtered hot through a filter-cannula into a new and pre-weighed Schlenk tube and the solution was then evaporated to dryness. The residue amount was obtained by weight difference.

Computational details. The computational work was carried out using the Gaussian09 suite of programs.⁴⁸ Gas-phase geometry optimizations were performed without any symmetry constraint using the BPW91* functional, which is a reparametrized version of B3PW91 with the same parameters previously optimized for B3LYP.⁴⁹ This functional was shown to provide an accurate description of open-shell transition metal complexes, particularly those of Fe^{II}.⁵⁰ Dispersion effects were taken into account with Grimme's D3 empirical method during optimization (BPW91*-D3), using SR6 and S8 parameters identical to those optimized for B3PW91.⁵¹ The 6-31G(d,p) basis functions were used for all light atoms (H, C, O). The Br atom was treated at three different levels. The lowest one is via same 6-31G(d,p) basis set as the light atoms. However, since a better description of anionic complexes with outer halogen atoms requires the addition of diffuse functions, a second level used the augmented basis set 6-31+G(d,p) for this atom. In a third level, the Br atom was described by the LANL208d basis,⁵² which contains an ECP and a triple-zeta valence shell plus a d polarization function ($\alpha = 0.434$) and a diffused p function ($\alpha = 0.0376$). The Fe atom was treated with the SDD basis set augmented by an f polarization function ($\alpha = 2.462$)⁵³ in combination with the 6-31G(d,p) or 6-31+G(d,p) functions for Br, or with the LANL08(f) basis⁵⁴ in combination with the LANL208d basis for Br. The unrestricted formulation was used for the open-shell Fe^{II} complexes, yielding only minor spin contamination ($\langle S^2 \rangle$) at convergence was very close to the expected value of 6.0 for all quintet states, the

maximum deviation being 6.013 for $[\text{FeBr}_2(\text{MMA})_2]$ with the LANL basis functions). The dinuclear $[\text{Fe}_2\text{Br}_6]^{2-}$ was treated as the spin aligned $S = 9$ state ($\langle S^2 \rangle$ was in all cases 20.015 vs. the expected value of 20). All final geometries were characterized as local minima by verifying that all second derivatives of the energy were positive. Thermochemical corrections were obtained at 298.15 K on the basis of frequency calculations, using the standard approximations (ideal gas, rigid rotor and harmonic oscillator). Solvation effects in neat MMA were taken into account by treating the solvent medium as a polarizable continuum with the SMD approach,⁵⁵ using $\epsilon = 6.534$ as the dielectric constant. A further correction of 1.95 Kcal mol⁻¹ was applied to bring the G values from the gas phase (1 atm) to the solution (1 mol L⁻¹) standard state.⁵⁶

Results and discussion

1. Polymerizations with a bromide salt additive

We have recently shown that the MMA polymerization initiated by ethyl 2-bromo-phenylacetate (EBrPA) experiences an activating effect by a variety of inorganic salts.⁴⁷ The effect of the alkali metal bromides is reminded in Table 1 (compare entries 2-6 with entry 1). For instance, use of KBr gave 8.1% conversion after 18 h at 90°C (entry 4).⁴⁷ This activating effect was shown to involve atom transfer to yield the EPA' radical and a $\text{Mt}^+(\text{Br}_2^-)$ deactivator (Mt = alkali metal), which is however incapable of providing a good enough persistent radical effect for a controlled chain growth. The more soluble TBABr yielded faster conversion (entry 7) but was equally incapable of controlling the polymerization. We now report that the addition of FeBr_2 to these systems leads to a quite rapid and well-controlled chain growth, even at a lower temperature (70°C), with M_n close to target and low D for all metal systems, see entries 9-14. The polymerization rate is highly metal-dependent, with much slower conversions for the bromides of the heavier metals Rb and Cs (less than 20% conversion after 20 h, entries 12 and 13, whereas a 74.1% conversion was obtained in the presence of LiBr in 1 h (entry 9). Under these conditions, no monomer conversion was observed in the absence of bromide salt additive (entry 8). The effect of these alkali metal bromides on the $\text{FeBr}_2/\text{EBrPA}$ action in bulk MMA polymerization is similar to that previously reported for several other bromide salts with large organic cations (tetraalkylammonium or -phosphonium,^{32, 36, 41, 42, 44, 45} substituted imidazoliums³³ and phosphazanium³⁵). The lighter alkali metal bromides (Li, Na, K), however, yield much faster polymerizations than the more soluble TBABr additive under the same operating conditions (entry 14).

The polymerizations carried out in the presence of LiBr, NaBr, KBr and TBABr were investigated in greater details, see Figure 1 (the raw data are available in Table S1; for all polymerization kinetics reported in this contribution, the k_{obs} values obtained from the fit of the 1st order plots are reported together with the raw data in the Supporting Information). All polymerizations are well-controlled, with linear first-order plots, linear M_n grown with conversion in close agreement with the theoretical molar masses, and low D values (≤ 1.25). The k_{obs} values increase in the order TBA ($8.7 \cdot 10^{-3}$) < K ($1.16 \cdot 10^{-2}$) ~ Na ($1.15 \cdot 10^{-2}$) < Li ($2.17 \cdot 10^{-2}$), all values being in min⁻¹. Although these polymerizations appear quite well-controlled, the presence of a significant degree of initial terminations is nevertheless suggested by the positive intercepts of the first-order kinetic plots. These terminations probably produce short chains that are lost during the polymer work-up for

the GPC analysis, thus the observed M_n values agree rather well with the theoretical ones. An improvement was achieved through addition of FeBr_3 (vide infra).

The system with KBr as additive was selected for additional investigations. The radical nature of the polymerization process was proven by a polymerization run under the same conditions as in entry 11, but with addition of TEMPO 45 min after starting the reaction, when the conversion was 38.7%. Continued heating at 70°C for 2 h did not further increase the conversion (see SI, Figure S1 and Table S2). In addition, the ¹H NMR analysis of the recovered polymers from the experiments run in the presence of LiBr, NaBr and KBr showed identical mm:mr:rr ratios, within the integration error, to a PMMA obtained by free radical polymerization initiated by AIBN, see Figure S2. This result not only confirms the radical nature of the process, it also shows a negligible influence of the salt additive on the chain propagation stereochemical control. A chain extension experiment, carried out with the PMMA-Br product of entry 1 (Table 1) as macroinitiator, gave rise to a chain length increase in line with the expected target values, maintaining a monomodal distribution and a low dispersity (Table S3 and Figure S3). Polymerizations run in the presence of KBr and with dilution by a polar (DMF) or a non-polar (toluene) solvent (MMA:solvent (v/v) = 2:1) provide in both cases similar control but slower rates, as expected (Table S4 and Figure S4). At the polymerization temperature, the KBr salt is more soluble in the presence of DMF and less soluble in the presence of toluene, relative to the bulk monomer conditions.

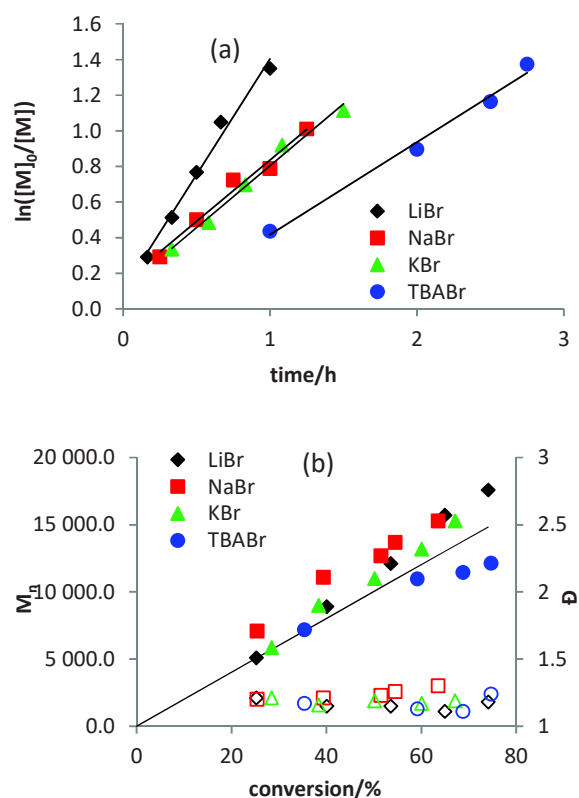


Figure 1. First-order plots (a) and evolution of M_n and D with conversion (b) for the bulk FeBr_2 -catalyzed and EBrPA-initiated MMA polymerization in the presence of different bromide salts. $[\text{MMA}]:[\text{FeBr}_2]:[\text{EBrPA}]:[\text{salt}] = 200:1:1:2$, $T = 70^\circ\text{C}$.

Table 1. FeBr₂-catalyzed MMA ATRP: effect of inorganic bromide salts.^a

	Initiator	Catalyst	Additive	T/°C	Time/h	Conv./%	M _n ,th/g mol ⁻¹	M _n ,GPC/g mol ⁻¹	Đ	Ref.
1	EBrPA	none	none	90	12.0	2.3	700	11400	1.37	47
2	EBrPA	none	LiBr	90	12.0	9.6	2200	26600	1.34	47
3	EBrPA	none	NaBr	90	12.0	13.0	2800	62600	1.71	47
4	EBrPA	none	KBr	90	18.0	8.1	1900	146800	2.16	47
5	EBrPA	none	RbBr	90	12.0	5.1	1300	20400	1.68	47
6	EBrPA	none	CsBr	90	12.0	4.8	1200	17800	1.76	47
7	EBrPA	none	TBABr	90	18.0	36.7	7600	655400	2.49	47
8	EBrPA	FeBr ₂	none	70	15.0	0.0	-	-	-	This work
9	EBrPA	FeBr ₂	LiBr	70	1.0	74.1	15100	17600	1.18	This work
10	EBrPA	FeBr ₂	NaBr	70	2.0	65.6	13400	15300	1.30	This work
11	EBrPA	FeBr ₂	KBr	70	1.5	67.2	13700	15200	1.19	This work
12	EBrPA	FeBr ₂	RbBr	70	12.0	19.9	4000	4600	1.17	This work
13	EBrPA	FeBr ₂	CsBr	70	12.0	6.3	1500	1700	1.15	This work
14	EBrPA	FeBr ₂	TBABr	70	2.75	74.7	15000	12100	1.24	This work

^aConditions: bulk polymerization, [MMA]:[FeBr₂]:[EBrPA]:[Additive] = 200:1:1:2.

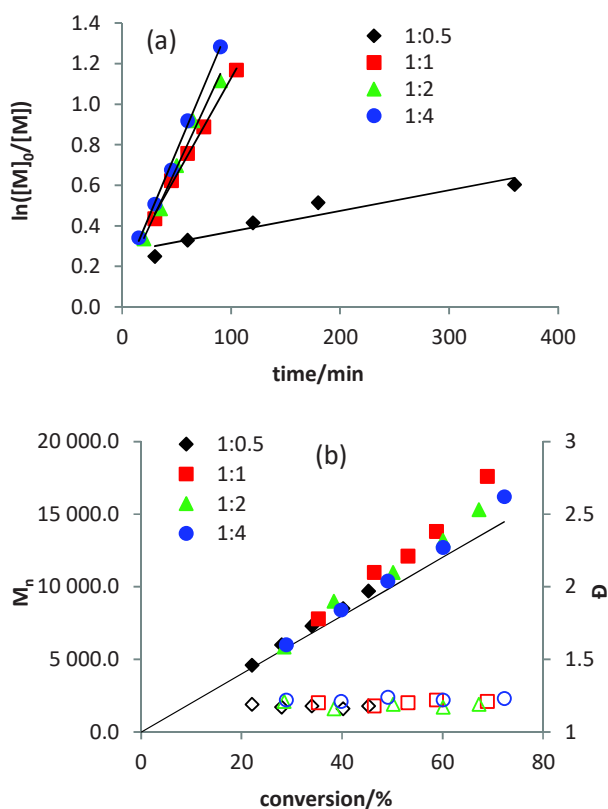


Figure 2. First-order plots (a) and evolution of M_n and \bar{D} with conversion (b) for the EBrPA-initiated bulk MMA polymerizations with FeBr₂ activation and different Fe^{II}/KBr ratios.

The effect of the Fe^{II}/KBr ratio is shown in Table S5 and Figure 2. Using only 0.5 equivalents of KBr relative to FeBr₂ resulted in a much slower rate ($k_{\text{obs}} = 1.03 \cdot 10^{-3} \text{ min}^{-1}$) than with the stoichiometric amount ($k_{\text{obs}} = 9.6 \cdot 10^{-3} \text{ min}^{-1}$) while the polymerization was still quite well-controlled. A further increase beyond the stoichiometric amount (2 and 4 equivalents)

did not have a large effect ($k_{\text{obs}} = 1.2 \cdot 10^{-2}$ and $1.3 \cdot 10^{-2} \text{ min}^{-1}$, respectively), suggesting that the active species has a 1:1 FeBr₂/KBr ratio. More specifically, as it will be discussed in the next section, the nature of the active catalyst appears to correspond to the tetrahedral monoanionic [Fe^{II}Br₃(MMA)]⁻ complex.

Further polymerizations carried out with a variable monomer/Fe^{II} ratio yielded polymers with target M_n values, scaling with the MMA/Fe ratio, always with $\bar{D} < 1.25$ (Table S6 and Figure S5a). Interestingly, the polymerization rates also scale approximately with [FeBr₂] (see Figure 3), which suggests that the catalyst is mostly or fully dissolved in the polymerization medium. Indeed, a solubility test shows that whereas FeBr₂ and KBr are only little soluble in neat MMA (saturated solutions at 70°C have respectively [FeBr₂] = 0.012 mol L⁻¹ and [KBr] = 0.0098 mol L⁻¹), the solubility increases substantially upon addition of KBr (1 equiv) to yield [KFeBr₃] = 0.026 mol L⁻¹ for a saturated solution at 70°C. At the highest Fe^{II}/MMA ratio (1:200, corresponding to a theoretical amount of 0.047 mol L⁻¹), the mixture is supersaturated and indeed undissolved catalyst is initially observed in the polymerization mixture. However, homogeneous solutions were observed for the polymerizations carried out with 1:400, 1:600 and 1:800 ratios (corresponding to 0.0235, 0.0176 and 0.0117 mol L⁻¹, respectively, *i.e.* lower than the experimentally measured concentration at saturation).

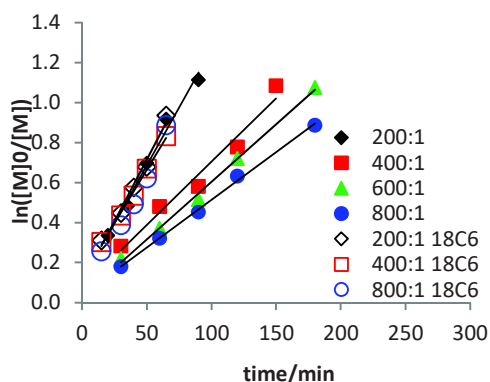


Figure 3. First-order plots the bulk FeBr_2 -KBr-catalyzed and EBrPA-initiated MMA polymerization at 70°C with variable $[\text{MMA}]:[\text{FeBr}_2]$ ratios and in the absence or presence of 18-crown-6 (18C6). Conditions: $[\text{MMA}]:[\text{FeBr}_2]:[\text{EBrPA}]:[\text{KBr}]:[18\text{C6}] = x:1:1:2:y$ ($x = 200, 400, 600, 800; y = 0$ or 1).

Additional polymerizations were also carried out under the same conditions, except for the presence of one equiv of 18-crown-6 (18C6) per KBr, which is known to strongly bind the K^+ ion (Table S6). This complexing agent is also known to render potassium salts more lipophilic, generally increasing their solubility in organic solvents. However, unexpectedly, the resulting $\text{K}(18\text{C6})\text{FeBr}_3$ turned out to be less soluble than KFeBr_3 , as qualitatively indicated by the greater amount of undissolved catalyst and by the fainter color of the decanted solution. The concentration at saturation in neat MMA at 70°C was measured as 0.017 mol L^{-1} , *i.e.* ca. half the saturation concentration of KFeBr_3 . The polymerizations run with this catalyst gave again a good first-order kinetic behavior, but the observed rate constants in this case were essentially independent on the MMA/Fe ratio (Figure 3). This is consistent with the fact that all polymerization mixtures are saturated in catalyst, even at the highest dilution ($\text{MMA}/\text{Fe}^{\text{II}} = 800:1$). A further point of interest is that the observed rate constants for the $\text{K}(18\text{C6})\text{FeBr}_3$ -catalyzed polymerization are greater than for the KFeBr_3 -catalyzed polymerizations run at the same MMA/Fe ratio, even though the catalyst concentration is lower and reaching approximately equal k_{obs} values only at the highest dilution. This reveals a critical role of the cation in the regulation of the ATRP equilibrium (see further discussion below). The ATRP catalyzed by the $\text{K}(18\text{C6})\text{FeBr}_3$ system is not only faster, but also better-controlled, than that catalyzed by KFeBr_3 , with \bar{D} values down to 1.03 (Figure S5b).

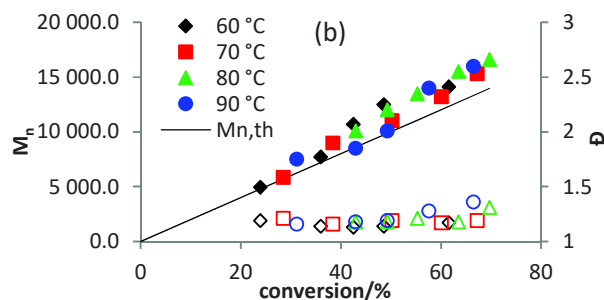
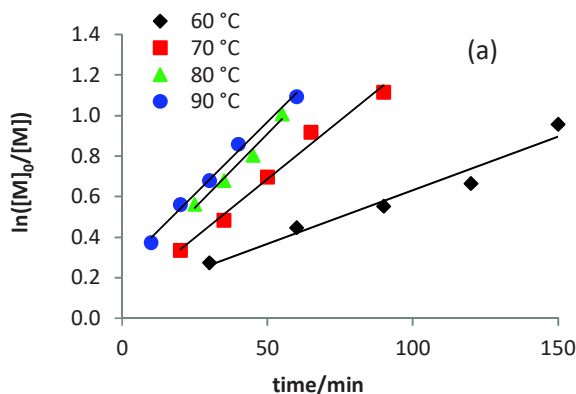
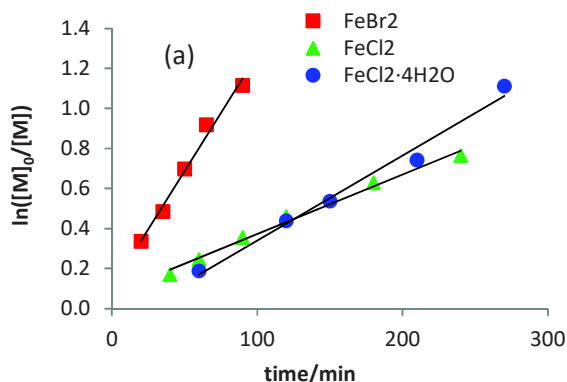


Figure 4. First-order plots (a) and evolution of M_n and \bar{D} with conversion (b) for the bulk FeBr_2 -KBr-catalyzed and EBrPA-initiated MMA polymerization at different temperatures. $[\text{MMA}]:[\text{FeBr}_2]:[\text{EBrPA}]:[\text{KBr}] = 200:1:1:2$.

Exploration of the temperature effect for the polymerization run with a MMA/Fe ratio of 200 showed a significant rate decrease when lowering T from 70 to 60°C , whereas the rate did not significantly increase at higher temperatures, see Table S7 and Figure 4. This phenomenon can be attributed to the higher impact, at higher temperatures, of terminations in the initial phase of the process, resulting in a significant decrease of the chain carriers. This is also indicated by the greater positive intercept of the first-order plot in Figure 4a. On the other hand, the level of control remained quite acceptable under all conditions, with M_n values quite close to target and $\bar{D} < 1.3$. Thus, 70°C appears as the most suitable polymerization temperature and was maintained for the additional studies.

A screening of the polymerization using different initiators showed slow initiation for several of them (e.g. CPN, MBrP, EBrP, PEBr), as evidenced by the presence of an induction time (negative intercept in the first-order kinetic plot) and/or by lower k_{obs} in the kinetics plot (see Table S8 and Figure S6), as well as by greater molar masses than the target values in the M_n vs. conversion plot. On the other hand, EBrPA, EBiB and MBiB gave the highest and reasonably similar polymerization rates, with M_n values close to target. These results are in line with the common knowledge that only the fastest initiators, which yield more stabilized radicals and are associated with a greater K_{ATRP} (Scheme 1), are suitable for the polymerization of MMA.⁵⁷⁻⁵⁹ The investigations were therefore continued with EBrPA as initiator.



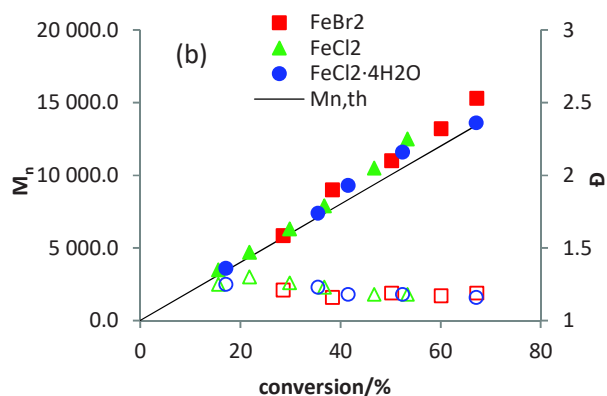


Figure 5. First-order plots (a) and evolution of M_n and \bar{D} with conversion (b) for the EBrPA-initiated bulk MMA polymerizations ($[MMA]:[MtX_2]:[EBrPA]:[KBr] = 200:1:1:2$) using different metal catalysts at 70°C ($MtX_2 = \text{FeBr}_2, \text{FeCl}_2, \text{FeCl}_2 \cdot 4\text{H}_2\text{O}$).

A brief investigation of different Fe^{II} catalysts for the standard EBrPA-initiated bulk polymerization in the presence of 2 equivalents of KBr has given the results shown in Table S9 and Figure 5. The polymerization is much faster with FeBr_2 than with FeCl_2 . Use of the hydrated form of the chloride salt, $\text{FeCl}_2 \cdot 4\text{H}_2\text{O}$, did not significantly affect the polymerization rate, but shows a small induction time (negative intercept of the first-order kinetic plot), possibly related to the need to replace the coordinated water molecules in order to obtain the catalytically active species. All polymerizations are equally well-controlled (Figure 5b). A comparison of rates between the FeCl_2 - and FeBr_2 -catalyzed ATRP of MMA was also previously made in the presence of the phosphazene halides $[\{(\text{Me}_2\text{N})_2\text{P}=\text{N}\}_y\text{P}\}^+\text{X}^-$ ($\text{X} = \text{Cl}, \text{Br}$),³⁵ although based only on a single point measurement rather than on kinetics studies. All FeX_2/Y^- combinations ($\text{X}, \text{Y} = \text{Cl}, \text{Br}$) gave rather similar and much slower rates (ca. 75-90% conversions in 72 h at 60°C) relative to those of Figure 5. The greater dependence on the nature of the iron salt in our study may be related to the lower solubility of $\text{K}^+[\text{Fe}^{\text{II}}\text{Cl}_2\text{Br}(\text{MMA})]^-$ relative to $\text{K}^+[\text{Fe}^{\text{II}}\text{Br}_3(\text{MMA})]^-$, while the two salts may have comparable solubility when associated to the large phosphazene cation. The rest of the study was therefore limited to FeBr_2 as catalyst.

A significant improvement of the polymerization control, while retaining a quite rapid monomer conversion, could be achieved by introduction of a small amount of FeBr_3 deactivator (0.1 equivalents relative to the FeBr_2 activator). The results for the three lighter alkali metal salts are provided in Table S10 and Figure 6. The improved quality can immediately be assessed by the lower dispersity values, which decrease to < 1.1 at high conversions. A reduced degree of initial terminations, as expected when working in the presence of deactivator, is indicated by the close-to-zero intercepts. A more detailed comparison of the polymerization kinetics for each bromide salt is shown in the SI (Figure S7).

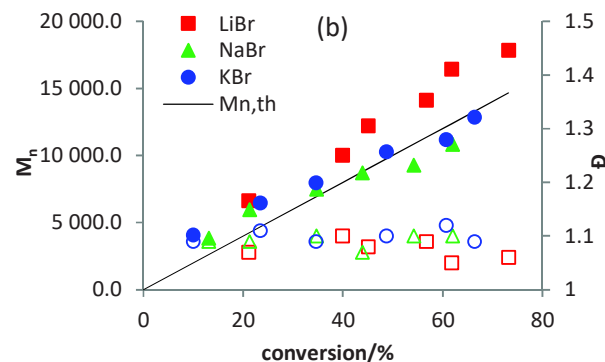
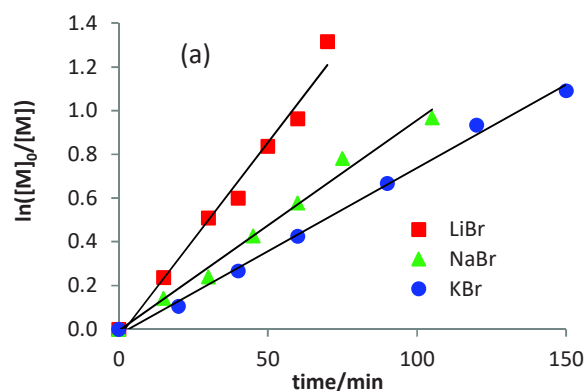


Figure 6. First-order plots (a) and evolution of M_n and \bar{D} with conversion (b) for the EBrPA-initiated bulk MMA polymerizations with FeBr_2 - MtBr activation ($\text{Mt} = \text{Li}, \text{Na}, \text{K}$) in the presence of FeBr_3 ($[MMA]:[\text{FeBr}_2]:[\text{FeBr}_3]:[\text{EBrPA}]:[\text{MtBr}] = 200:1:0.1:1:2$) at 70°C .

In each case, the first order plot obtained in the presence of FeBr_3 shows an equally good or better linear correlation and an intercept much closer to zero, relative to the corresponding plot obtained in the absence of FeBr_3 . The k_{obs} values are not greatly reduced by the FeBr_3 presence because of the lower impact of initial terminations. Indeed, a significant amount of FeBr_3 is also generated by terminations in the polymerizations run without the initial addition of this reagent. For instance, the faster LiBr system gives a k_{obs} value of $2.17 \cdot 10^{-2} \text{ min}^{-1}$ in the absence of initial Fe^{III} and $1.78 \cdot 10^{-2} \text{ min}^{-1}$ in the presence of Fe^{III} . Finally, the KBr system was also tested in the presence of deliberately added water. In the presence of only 2 equivalents per FeBr_2 , a slight induction time is observed as indicated by the negative intercept of the 1st order plot and the rate slightly increased ($8.6 \cdot 10^3 \text{ min}^{-1}$, vs. $7.6 \cdot 10^3 \text{ min}^{-1}$, see Table S10 and Figure S8), although these effects are very small. Note that the same phenomenon was also pointed out above when comparing the kinetics of the polymerization catalyzed by FeCl_2 and $\text{FeCl}_2 \cdot 4\text{H}_2\text{O}$. This result allows us to conclude that different rates observed for the salts with different cations do not originate from random differences in the hydration of the various additives, which had been nonetheless obtained commercially as anhydrous materials and stored in the dry box. When using, however, a much larger excess of water (60 equivalents per FeBr_2), the polymerization became much slower (Table S10 and Figure S8), as a consequence of the decreased catalyst solubility as evidenced by the formation of an oily deposit. A similar rate decrease upon addition of

water was also observed for the EBrPA-initiated ATRP of MMA in anisole.⁴⁵

2. Nature of the catalytically active species for the FeBr₂/Br⁻ system.

Dissolution of FeBr₂ in non-ionizing donor solvents is likely to generate neutral 4-coordinate Fe^{II}Br₂L₂ complexes (L = solvent molecule), as suggested by the X-ray structures of several Fe^{II}X₂L₂ complexes (X = Cl, Br, I),⁶⁰⁻⁶⁴ including two unpublished structures (DIZXUH and NENWEK) in the Cambridge Crystallographic Structural Database (CCSD), whereas ionizing solvents that generate cationic complexes give rise to 5- or 6-coordinated complexes. For the bulk polymerization of MMA, the monomer itself is likely to assume the ligand role via the more donating carbonyl O lone pair, therefore generating the tetrahedral complex FeBr₂(MMA)₂. The bromide anion is known to add to FeBr₂ to yield tetrahedral [Fe^{II}Br₄]²⁻ when used in large excess in a polar solvent,⁶⁵ whereas use of a stoichiometric amount yields a monoanionic tetrahedral [FeBr₃L]⁻ adduct in the presence of neutral donors L. Complexes of this kind have been isolated and fully characterized, in combination with various cations, for L = THF,^{66, 67} N-heterocyclic carbenes,⁶⁶ or tertiary phosphine (PR₃).^{68, 69} In the absence of sufficiently donating ligands, the dinuclear dibromo-bridged complex [Fe₂Br₆]²⁻ ion may also be generated. The latter is yet unreported in discrete molecular systems, but was observed in the crystal structure of KFeBr₃.⁷⁰ Therefore, the controlling equilibrium in bulk MMA probably involves the tetrahedral [FeBr₃(MMA)]⁻ catalyst as activating species and the known⁶⁵ tetrabromoferrate(III) ion, [Fe^{III}Br₄]⁻ as deactivator (It is of interest to compare our experimental results for the polymerization rate as a function of Br⁻/FeBr₂ ratio with those reported in the literature. For our FeBr₂/KBr system, the amount of bromide salt does not affect the rate when added in greater amounts than 1 equivalent per FeBr₂ (Figure 2). On the other hand, Matyjaszewski *et al.*³² have shown that the rate of the FeBr₂/[*n*Bu₄E]Br-catalyzed (E = N, P) MMA polymerization (as well as those of styrene and MA) decreases upon increasing the salt/FeBr₂ ratio. This behavior is consistent with the greater ability of the more soluble TBABr to displace the coordination equilibrium towards the [Fe^{II}Br₄]²⁻ species (*K*₂ in **Erreur ! Référence non valide pour un signet.**), thus reducing the available amount of the active tricoordinated [FeBr₃]⁻ complex. The less soluble KBr, on the other hand, does not provide a sufficient mass effect to accomplish this transformation, while being able to produce K[FeBr₃(MMA)]⁻ extensively via equilibrium *K*₁ in **Erreur ! Référence non valide pour un signet.**. In this respect, as shown in the previous section, the solubility of KFeBr₃ is greater than that of FeBr₂ and much greater than that of KBr.

Scheme 2). The weak coordinating power of MMA insures its rapid dissociation during the atom transfer activation process.

It is of interest to compare our experimental results for the polymerization rate as a function of Br⁻/FeBr₂ ratio with those reported in the literature. For our FeBr₂/KBr system, the amount of bromide salt does not affect the rate when added in greater amounts than 1 equivalent per FeBr₂ (Figure 2). On the other hand, Matyjaszewski *et al.*³² have shown that the rate of the FeBr₂/[*n*Bu₄E]Br-catalyzed (E = N, P) MMA polymerization (as well as those of styrene and MA) decreases upon increasing the salt/FeBr₂ ratio. This behavior is consistent with the greater ability of the more soluble TBABr to displace the

coordination equilibrium towards the [Fe^{II}Br₄]²⁻ species (*K*₂ in **Erreur ! Référence non valide pour un signet.**), thus reducing the available amount of the active tricoordinated [FeBr₃]⁻ complex. The less soluble KBr, on the other hand, does not provide a sufficient mass effect to accomplish this transformation, while being able to produce K[FeBr₃(MMA)]⁻ extensively via equilibrium *K*₁ in **Erreur ! Référence non valide pour un signet.**. In this respect, as shown in the previous section, the solubility of KFeBr₃ is greater than that of FeBr₂ and much greater than that of KBr.

Scheme 2. Moderating ATRP equilibrium by FeBr₂ in the presence of bromide salts.

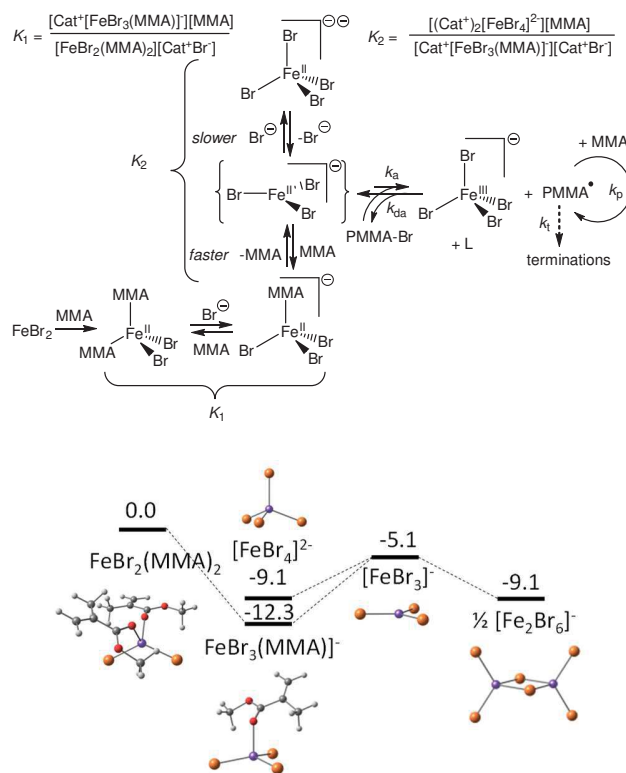


Figure 7. DFT-calculated Gibbs energy changes (in kcal mol⁻¹), for the addition of the bromide ion to complex [FeBr₂(MMA)₂], obtained using the 6-31+G** basis set for the Br atom.

In order to further substantiate the above propositions, calculations of equilibria involving MMA and Br⁻ coordination to FeBr₂ were conducted by the DFT approach to obtain relative Gibbs energies in the standard state (298 K, 1 mol L⁻¹) in MMA solution, using a polarizable continuum model to take solvation effects into account, but did not consider the interaction with the cation (see the Experimental section for details). All calculations were carried out for the high-spin (S = 2) configuration, as experimentally established for coordination compounds of FeBr₂ with weak field ligands.⁷¹ The more reliable results obtained with the higher quality 6-31+G** basis set for the Br atom are summarized in Figure 7 (other computational results are compared in the SI section, see Figure S9 and related discussion). The starting [FeBr₂(MMA)₂] complex, which serves as a reference point, optimized to a tetrahedral geometry as expected. Exchange of one MMA ligand with bromide, yielding the anionic [FeBr₃(MMA)]⁻ complex, provides a stabilization of 12.3 kcal mol⁻¹. The

MMA coordination is quite weak, since dissociation to yield the putative tricoordinated $[\text{FeBr}_3]^-$ costs only $7.2 \text{ kcal mol}^{-1}$. Weak MMA coordination is also clearly indicated by the optimized geometry, with a relatively long Fe-O distance and a flattened FeBr_3^- moiety (see the optimized parameters in Table S11 and discussion in the SI). The unsaturated $[\text{FeBr}_3]^-$ intermediate can be stabilized by coordination of an additional bromide ion with a gain of $4.0 \text{ kcal mol}^{-1}$ or by dimerization with the same Gibbs energy gain, but these are not as effective as the stabilization by MMA coordination. Thus, the most stable structure in the $\text{FeBr}_2/\text{MMA}/\text{Br}^-$ system, even in the presence of excess bromide, is suggested by these calculations to be the anionic $[\text{FeBr}_3(\text{MMA})]^-$ complex. To the best of our knowledge, none of the previously reported investigations on $\text{FeX}_2\text{-X}^-$ catalyzed ATRP ($\text{X} = \text{Cl}, \text{Br}$) have provided concrete evidence of the nature of the catalytically active species, nor made the proposition that this may be a monoanionic $[\text{FeX}_3(\text{L})]^-$ complex.

The key action of the bromide anion in promoting the FeBr_2 catalytic activity can be understood on the basis of the computational results: Br^- coordination labilizes the MMA ligand, thus kinetically helping its dissociation, which is needed during the atom transfer activation. This rationalizes the greater catalytic activity of $[\text{FeBr}_3(\text{MMA})]^-$ relative to the neutral $[\text{FeBr}_2(\text{MMA})_2]$ complex. The calculations suggest that the $[\text{FeBr}_3]^-$ intermediate is better stabilized by MMA coordination, yielding complex $[\text{FeBr}_3(\text{MMA})]^-$ back, than by additional Br^- to yield $[\text{FeBr}_4]^{2-}$, although this relative stabilization is very sensitive to the computational level (see SI) and we should also underline that the effect of ion pairing with the cation was not considered in the calculations. Ion pairing indeed appears to have a significant effect, as shown by the much faster k_{obs} in the presence of the much less soluble $\text{K}(\text{18C6})^+$ salt. As is well-established,¹⁻⁹ k_{obs} is proportional to k_p , to $K_{\text{ATRP}} (= k_a/k_{\text{da}})$, and to the $[\text{Fe}^{\text{II}}]/[\text{Fe}^{\text{III}}]$ ratio (all constants are defined in It is of interest to compare our experimental results for the polymerization rate as a function of $\text{Br}^-/\text{FeBr}_2$ ratio with those reported in the literature. For our FeBr_2/KBr system, the amount of bromide salt does not affect the rate when added in greater amounts than 1 equivalent per FeBr_2 (Figure 2). On the other hand, Matyjaszewski *et al.*³² have shown that the rate of the $\text{FeBr}_2/[\text{mBu}_4\text{E}]\text{Br}$ -catalyzed ($\text{E} = \text{N}, \text{P}$) MMA polymerization (as well as those of styrene and MA) decreases upon increasing the salt/ FeBr_2 ratio. This behavior is consistent with the greater ability of the more soluble TBABr to displace the coordination equilibrium towards the $[\text{Fe}^{\text{II}}\text{Br}_4]^{2-}$ species (K_2 in **Erreur ! Référence non valide pour un signet.**), thus reducing the available amount of the active tricoordinated $[\text{FeBr}_3]^-$ complex. The less soluble KBr, on the other hand, does not provide a sufficient mass effect to accomplish this transformation, while being able to produce $\text{K}[\text{FeBr}_3(\text{MMA})]^-$ extensively via equilibrium K_1 in **Erreur ! Référence non valide pour un signet.** In this respect, as shown in the previous section, the solubility of KFeBr_3 is greater than that of FeBr_2 and much greater than that of KBr.

Scheme 2). The propagation rate constant k_p is not affected by the catalyst nature and it is hard to believe that the presence of crown ether reduces dramatically the generation of the Fe^{III} deactivator. Therefore, it is likely that the cation strongly affects the ATRP equilibrium position. A low permittivity medium such as neat MMA most probably does not allow the extensive generation of free ions, hence the catalyst is likely to be mostly present in the form of ion pairs. The ion pairing in

$\text{K}^+[\text{Fe}^{\text{II}}\text{Br}_3(\text{MMA})]^-$ and $\text{K}^+[\text{Fe}^{\text{III}}\text{Br}_4]^-$ (where K^+ is probably surrounded by a number of MMA molecules) must therefore energetically stabilize the Fe^{II} species, relatively to the Fe^{III} species, to a greater extent than the ion pairing in $\text{K}(\text{18C6})^+[\text{Fe}^{\text{II}}\text{Br}_3(\text{MMA})]^-$ and $\text{K}(\text{18C6})^+[\text{Fe}^{\text{III}}\text{Br}_4]^-$.

3. Polymerizations with salts of other anions.

The effect of additional inorganic salts, representative of those used in our recent study of EBrPA activation, were also tested in combination with FeBr_2 . The results with the lighter alkali metal chlorides, run in the presence of 0.1 equivalents of FeBr_3 , are shown in Figure 8 (raw data in Table S13). As for the corresponding light alkali metal bromides, the chlorides yield well controlled polymerizations with relatively similar k_{obs} to those of the corresponding bromides. The lithium salt gives once again the fastest polymerization, but the K system is in this case faster than the Na one and almost as fast as the Li one. The polymerizations run in the absence of FeBr_3 show the same phenomena already discussed above for the bromide system (non-zero intercept, k_{obs} close to those measured with FeBr_3 , see Figure S10). A kinetic experiment was also run in the presence of CaCl_2 , but only in the absence of FeBr_3 , yielding a slightly slower polymerization but still with good control (Figure S11). The corresponding polymerization with MgCl_2 , run under the same conditions was even slower (21.7% conversion after 1.5 h) but still gave a quite well-controlled process ($M_n = 4900 \text{ g mol}^{-1}$ vs. a theoretical molar mass of 4345 g mol^{-1} , with $\bar{D} = 1.17$). In these polymerization, it is likely that the mixed halide $[\text{Fe}^{\text{II}}\text{ClBr}_3]^-$ deactivator, resulting from the activation of the bromine-terminated chains by $[\text{Fe}^{\text{II}}\text{ClBr}_2]^-$, produces chlorine-terminated chains, similar to what was shown in the polymerization of MMA from a Br-terminated PMA macroinitiator when using Cu^+Cl as catalyst.⁷²

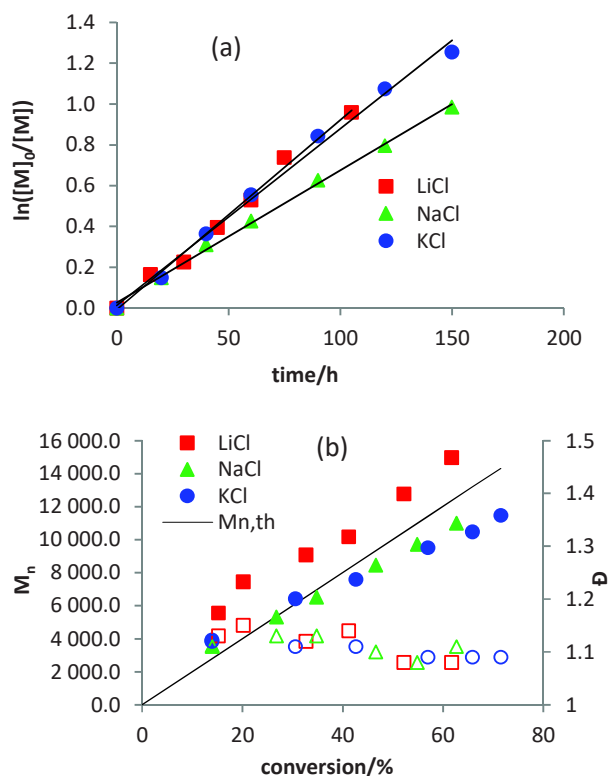


Figure 8. First-order plots (a) and evolution of M_n and \mathcal{D} with conversion (b) for the EBrPA-initiated bulk MMA polymerizations with FeBr_2 -MtCl activation (Mt = Li, Na, K) in the presence of FeBr_3 ([MMA]:[FeBr_2]:[FeBr_3]:[EBrPA]:[MtCl] = 200:1:0.1:1:2) at 70°C.

Controlled polymerizations were also observed in the presence of iodide salts (NaI and KI), with slightly lower k_{obs} than those of the corresponding chlorides and bromides. The data are collected in Table S14 and Figure S12. The observed rate constants for the three halides (Cl, Br, I), measured in the absence of FeBr_3 , are respectively (in 10^3 min^{-1}): 6.9, 11.5 and 5.9 for the Na salts, 6.4, 11.6 and 4.7 for the K salts, and 10.5 and 21.7 for the Li chloride and bromide. Note, however, that a comparison of these rates is not very meaningful because the observed rate constants are affected by the extent of initial terminations, producing FeBr_3 , as well as by halide exchange.⁴⁷ The presence of salts with non-coordinating anions (KPF_6 and LiOTf) polymerizations led to significantly slower polymerizations (Table S15 and Figure S13), though faster than the FeBr_2 control without additives (Table 1, entry 8), and proceeded again with quite good control. For instance, lithium triflate system gave a 35% conversion after 6 h at 70°C, using again bulk conditions with an MMA/ FeBr_2 /EBrPA/LiOTf molar ratio of 200:1:1:2. This demonstrates that even these weakly coordinating anions are able to interact with FeBr_2 and provide more active ATRP catalysts. Given the relative low rates of these processes, they were not optimized by addition of FeBr_3 . Polymerizations run in the presence of weakly coordinating anions have been previously reported, but only in polar solvents.²⁵ The alkali metal sulfates gave even slower (in the order Na > K > Rb > Cs) and more poorly controlled polymerizations, requiring 12 h to reach a 50 % monomer consumption at 90 °C for the faster Na_2SO_4 system, see Table S15. Finally, the polymerizations run in the presence of NaNO_3 , KNO_3 and NaHSO_4 as additives gave no conversion whatsoever. In these cases, the polymerization mixtures showed a rapid color change, suggesting that the FeBr_2 catalyst undergoes oxidation to Fe^{III} . This was confirmed by a UV-visible study, see Figure S14. Thus, no polymerization may occur because the activator is quantitatively converted into the deactivator. Oxidation of Fe^{II} by nitrate salts is not surprising, since Fe^{II} nitrate is known to autodecompose to Fe^{III} products at high temperatures.⁷³ Oxidation by NaHSO_4 contrasts with the stability in the presence of the corresponding sulfate and may be attributed to the increase of the sulfate oxidizing ability in a more acidic environment.

4. Polymerizations with inorganic bases

Investigations were also conducted in the presence of inorganic bases, comprising hydroxides (NaOH, KOH), carbonates (Na_2CO_3 , K_2CO_3), bicarbonates (NaHCO_3 , KHCO_3) and the sodium phosphates (Na_3PO_4 , Na_2HPO_4 and NaH_2PO_4). These studies were motivated by the established promoting effect of inorganic bases in FeX_2 -catalyzed ATRP processes (X = Cl, Br), although all published contributions involved the simultaneous presence of other ligands, *e.g.* TBABr for the NaOH- and $\text{Fe}(\text{OH})_3$ -promoted AGET bulk polymerization of styrene³⁹ as well as for the NaOH, BMImOH, Na_2CO_3 , NaHCO_3 , or Na_3PO_4 -promoted AGET bulk polymerization of MMA,^{42, 44} and deep eutectic solvents for the Na_2CO_3 -promoted MMA ATRP.³¹ In the latter case, the solvent itself may play a ligand role. It is also relevant to note that, in a single case, the promoting effect of bases in the absence of any

other ligand was highlighted for the AGET MMA bulk polymerization. However, that investigation used bases containing an organic cation: BMImOH, $(\text{BMIm})_2\text{CO}_3$, $(\text{BMim})\text{HCO}_3$ and $(\text{BMim})_3\text{PO}_4$.⁴³ It was therefore of interest to verify whether purely inorganic bases may be able to promote, by themselves, the catalytic activity of FeBr_2 for the bulk MMA ATRP.

Initial experiments carried out without any additional FeBr_3 at the slightly lower temperature of 60°C gave, as for the above-described polymerization with other inorganic salts, high polymerization rates and good control, with M_n close to target and low \mathcal{D} in all cases (Table S16 and Figure S15). The k_{obs} is highest with NaOH ($8.6 \cdot 10^{-3} \text{ min}^{-1}$), but all hydroxides, carbonates and bicarbonates gave relatively fast polymerizations. The phosphate systems are slower, in the order $\text{Na}_3\text{PO}_4 > \text{Na}_2\text{HPO}_4 > \text{NaH}_2\text{PO}_4$. In addition, Na_3PO_4 showed an induction phenomenon. Tests with variable FeBr_2 /base ratios were conducted for the Na_2CO_3 system yielding, like for the KBr system, an increase of polymerization rate up to a 1:1 molar ratio and subsequent stagnation (Table S17 and Figure S16). This suggests that the active species for the carbonate system is again a 1:1 complex. The presence of small amounts of water (2 equivalents per FeBr_2) has a weak effect on the polymerization rate, although more significant than in the case of the FeBr_2 -KBr system discussed above, whereas using 60 equivalents of water greatly reduced the rate, for the same reason (precipitation of the iron catalyst), see Table S16 and Figure S17.

The experiments with the Na and K hydroxide, carbonate and bicarbonate were repeated in the presence of 0.1 equivalent of FeBr_3 , yielding the results shown in Table S18 and Figure 9. All bases gave similar polymerization rates (k_{obs} in the narrow 0.0025-0.004 min^{-1} range) and a better control relative to the corresponding experiments in which FeBr_3 was not initially present, with dispersities around 1.1 or lower.

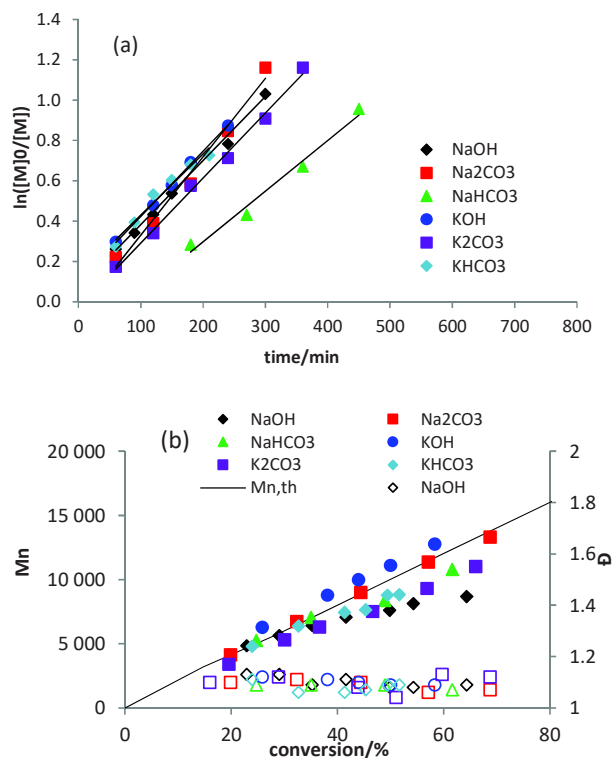


Figure 9. First-order plots (a) and evolution of M_n and \mathcal{D} with conversion (b) for the EBrPA-initiated bulk MMA polymerizations with FeBr₂-base activation (base = Na or K hydroxide carbonate or bicarbonate) in the presence of FeBr₃ ([MMA]:[FeBr₂]:[FeBr₃]:[EBrPA]:[base] = 200:1:0.1:1:2) at 60°C.

5. Polymerizations of other monomers

A limited number of experiments were also conducted with methyl and *n*-butyl acrylate (MA, BA) and *n*-butyl methacrylate (BMA), in order to establish the potential generality of this simplified ATRP protocol. Initial tests, carried out in the presence of Na₂CO₃, gave relatively rapid but poorly controlled polymerizations of the acrylates, with M_n much greater than expected and high \mathcal{D} (see details in Table S19), whereas the BMA polymerization gave more promising results. Additional polymerizations were therefore conducted only for BMA. Using KOH and KBr as additives, the polymerizations were relatively well controlled, with good agreement between measured and expected M_n values. However, the resulting \mathcal{D} values (1.19-1.34 at high conversions) were higher than those obtained for MMA under the same conditions, see Table S20.

Conclusion

In this contribution, we have shown that simpler procedures than previously reported ones for the FeBr₂-catalyzed ATRP of methyl methacrylate lead to better results (faster polymerizations, equal or better control of the molecular weight and molecular weight distribution). Using simple inorganic salts as catalyst promoters, rather than salts of large organic cations or neutral ligand additives, has several advantages, which include facile availability, reduced cost, and reduced toxicity. Keys to the performance of these inorganic salts are the significant solubility of the activated catalyst, e.g. KFeBr₃, in the bulk monomer and participation of the cation, through ion pairing with the anionic activator and with the anionic deactivator, in modulating the atom transfer equilibrium. This was clearly shown by the different activity of FeBr₂/MtBr with different Mt cations (Li, Na, K, Rb, Cs) and also by the effect of the addition of 18-crown-6 to the KBr system. Interestingly, the K(18C6)⁺ system is less soluble and at the same time more active. Finally, the combination of the experimental results and the DFT calculations has identified the tricoordinated [FeBr₃] intermediate, which is weakly stabilized by MMA coordination, as the active catalyst.

ASSOCIATED CONTENT

Supporting Information. Details of polymerization kinetics, UV-visible spectra and DFT calculations (23 pages). This material is available free of charge via the Internet at <http://pubs.acs.org>.

AUTHOR INFORMATION

Corresponding Author

* Prof. Zhigang Xue, zgxue@mail.hust.edu.cn

* Prof. Rinaldo Poli, rinaldo.poli@lcc-toulouse.fr

Author Contributions

All authors have given approval to the final version of the manuscript.

Funding Sources

National Natural Science Foundation of China (51622303); Natural Science Foundation of Hubei Scientific Committee (2018CFA059 and 2016CFA001).

ACKNOWLEDGMENT

This work was financially supported by the National Natural Science Foundation of China (51622303) and Natural Science Foundation of Hubei Scientific Committee (2018CFA059 and 2016CFA001). We also gratefully acknowledge the CNRS (Centre National de la Recherche Scientifique) for recurrent funding and the China Scholarship Council for a doctoral fellowship to JW (No. 201806160052). This work was granted access to the computational resources of the CICT (Centre Interuniversitaire de Calcul de Toulouse, project CALMIP).

ABBREVIATIONS

ATRP, atom transfer radical polymerization; EBrPA, ethyl α -bromophenylacetate; MMA, methyl methacrylate; PRE, persistent radical effect.

REFERENCES

1. Kamigaito, M.; Ando, T.; Sawamoto, M. Metal-catalyzed living radical polymerization. *Chem. Rev.* **2001**, 101 (12), 3689-3745.
2. Matyjaszewski, K.; Xia, J. H. Atom transfer radical polymerization. *Chem. Rev.* **2001**, 101 (9), 2921-2990.
3. Ouchi, M.; Terashima, T.; Sawamoto, M. Transition Metal-Catalyzed Living Radical Polymerization: Toward Perfection in Catalysis and Precision Polymer Synthesis. *Chem. Rev.* **2009**, 109 (11), 4963-5050.
4. di Lena, F.; Matyjaszewski, K. Transition metal catalysts for controlled radical polymerization. *Progr. Polym. Sci.* **2010**, 35 (8), 959-1021.
5. Matyjaszewski, K.; Tsarevsky, N. V. Macromolecular Engineering by Atom Transfer Radical Polymerization. *J. Am. Chem. Soc.* **2014**, 136 (18), 6513-6533 DOI: 10.1021/ja408069v.
6. Matyjaszewski, K. Atom Transfer Radical Polymerization (ATRP): Current Status and Future Perspectives. *Macromolecules* **2012**, 45 (10), 4015-4039 DOI: 10.1021/ma3001719.
7. Boyer, C.; Corrigan, N. A.; Jung, K.; Nguyen, D.; Nguyen, T.-K.; Adnan, N. N. M.; Oliver, S.; Shanmugam, S.; Yeow, J. Copper-Mediated Living Radical Polymerization (Atom Transfer Radical Polymerization and Copper(0) Mediated Polymerization): From Fundamentals to Bioapplications. *Chem. Rev.* **2016**, 116 (4), 1803-1949 DOI: 10.1021/acs.chemrev.5b00396.
8. Lutz, J.-F.; Lehn, J.-M.; Meijer, E. W.; Matyjaszewski, K. From precision polymers to complex materials and systems. *Nat. Rev. Mater.* **2016**, 1 (5), 16024 DOI: 10.1038/natrevmats.2016.24.
9. Ren, J. M.; McKenzie, T. G.; Fu, Q.; Wong, E. H. H.; Xu, J.; An, Z.; Shanmugam, S.; Davis, T. P.; Boyer, C.; Qiao, G. G. Star Polymers. *Chem. Rev.* **2016**, 116 (12), 6743-6836 DOI: 10.1021/acs.chemrev.6b00008.
10. Tang, W.; Kwak, Y.; Braunecker, W.; Tsarevsky, N. V.; Coote, M. L.; Matyjaszewski, K. Understanding atom transfer radical polymerization: Effect of ligand and initiator structures on the equilibrium constants. *J. Am. Chem. Soc.* **2008**, 130 (32), 10702-10713.
11. Ribelli, T. G.; Fantin, M.; Daran, J.-C.; Augustine, K. F.; Poli, R.; Matyjaszewski, K. Synthesis and Characterization of the Most Active Copper-based ATRP Catalyst based on tris[(4-dimethylaminopyridyl)methyl]amine. *J. Am. Chem. Soc.* **2018**, 140, 1525-1534.
12. Ribelli, T. G.; Lorandi, F.; Fantin, M.; Matyjaszewski, K. Atom Transfer Radical Polymerization: Billion Times More Active Catalysts and New Initiation Systems. *Macromol. Rapid Comm.* **2019**, 40 (1), 1800616 DOI: 10.1002/marc.201800616.
13. Tang, H. D.; Arulsamy, N.; Radosz, M.; Shen, Y. Q.; Tsarevsky, N. V.; Braunecker, W. A.; Tang, W.; Matyjaszewski, K.

Highly active copper-based catalyst for atom transfer radical polymerization. *J. Am. Chem. Soc.* **2006**, 128 (50), 16277-16285.

14. Zhang, Q.; Wilson, P.; Li, Z.; McHale, R.; Godfrey, J.; Anastasaki, A.; Waldron, C.; Haddleton, D. M. Aqueous Copper-Mediated Living Polymerization: Exploiting Rapid Disproportionation of CuBr with Me6TREN. *J. Am. Chem. Soc.* **2013**, 135 (19), 7355-7363 DOI: 10.1021/ja4026402.

15. Poli, R.; Allan, L. E. N.; Shaver, M. P. Iron-Mediated Reversible Deactivation Radical Polymerisation. *Prog. Polym. Sci.* **2014**, 39, 1827-1845.

16. Xue, Z.; He, D.; Xie, X. Iron-catalyzed atom transfer radical polymerization. *Polym. Chem.* **2015**, 6 (10), 1660-1687 DOI: 10.1039/c4py01457j.

17. Grishin, D. F.; Grishin, I. D. Iron-based catalytic systems in atom-transfer controlled-radical-polymerization processes. *Polym. Sci. Ser. C* **2015**, 57 (1), 32-64 DOI: 10.1134/s1811238215010038.

18. Simakova, A.; Mackenzie, M.; Averick, S. E.; Park, S.; Matyjaszewski, K. Bioinspired Iron-Based Catalyst for Atom Transfer Radical Polymerization. *Angew. Chem. Int. Ed.* **2013**, 52, 12148-12151 DOI: 10.1002/anie.201306337.

19. Pan, X.; Malhotra, N.; Zhang, J.; Matyjaszewski, K. Photoinduced Fe-Based Atom Transfer Radical Polymerization in the Absence of Additional Ligands, Reducing Agents, and Radical Initiators. *Macromolecules* **2015**, 48 (19), 6948-6954 DOI: 10.1021/acs.macromol.5b01815.

20. Schroeder, H.; Buback, M. SP-PLP-EPR Measurement of Iron-Mediated ATRP Deactivation Rate. *Macromolecules* **2015**, 48 (17), 6108-6113 DOI: 10.1021/acs.macromol.5b01270.

21. Schroeder, H.; Matyjaszewski, K.; Buback, M. Kinetics of Fe-mediated ATRP with triarylphosphines. *Macromolecules* **2015**, 48 (13), 4431-4437.

22. Shen, Y.; Tang, H.; Ding, S. Catalyst separation in atom transfer radical polymerization. *Prog. Polym. Sci.* **2004**, 29 (10), 1053-1078 DOI: 10.1016/j.progpolymsci.2004.08.002.

23. Schroder, K.; Matyjaszewski, K.; Noonan, K. J. T.; Mathers, R. T. Towards sustainable polymer chemistry with homogeneous metal-based catalysts. *Green Chem.* **2014**, 16 (4), 1673-1686 DOI: 10.1039/C3GC42159G.

24. Bauer, I.; Knölker, H.-J. Iron Catalysis in Organic Synthesis. *Chem. Rev.* **2015**, 115 (9), 3170-3387 DOI: 10.1021/cr500425u.

25. Wang, Y.; Matyjaszewski, K. ATRP of MMA in Polar Solvents Catalyzed by FeBr₂ without Additional Ligand. *Macromolecules* **2010**, 43 (9), 4003-4005 DOI: 10.1021/ma1002276.

26. Yang, D. F.; Wang, J. R.; Han, J. Y.; Khan, M. Y.; Xie, X. L.; Xue, Z. G. Initiator-Free Atom Transfer Radical Polymerization of Methyl Methacrylate Based on FeBr₂(PPh₃)_n System. *J. Polym. Sci., Polym. Chem.* **2017**, 55 (23), 3842-3850 DOI: 10.1002/pola.28768.

27. Yang, D. F.; He, D.; Liao, Y. G.; Xue, Z. G.; Zhou, X. P.; Xie, X. L. Iron-Mediated AGET ATRP of Methyl Methacrylate in the Presence of Polar Solvents as Ligands. *J. Polym. Sci., Polym. Chem.* **2014**, 52 (7), 1020-1027 DOI: 10.1002/pola.27083.

28. Xue, Z. G.; Zhou, J.; He, D.; Wu, F.; Yang, D. F.; Ye, Y. S.; Liao, Y. G.; Zhou, X. P.; Xie, X. L. Iron-catalyzed AGET ATRP of methyl methacrylate using an alcohol as a reducing agent in a polar solvent. *Dalton Trans.* **2014**, 43 (43), 16528-16533 DOI: 10.1039/c4dt01256a.

29. Zhou, J.; Wang, J. R.; Han, J. Y.; He, D.; Yang, D. F.; Xue, Z. G.; Liao, Y. G.; Xie, X. L. Amide group-containing polar solvents as ligands for iron-catalyzed atom transfer radical polymerization of methyl methacrylate. *Rsc Advances* **2015**, 5 (54), 43724-43732 DOI: 10.1039/c5ra05460e.

30. Wang, J. R.; Tian, M. Y.; Li, S. Q.; Wang, R.; Du, F. P.; Xue, Z. G. Ligand-free iron-based electrochemically mediated atom transfer radical polymerization of methyl methacrylate. *Polym. Chem.* **2018**, 9 (34), 4386-4394 DOI: 10.1039/c8py00933c.

31. Wang, J. R.; Han, J. Y.; Khan, M. Y.; He, D.; Peng, H. Y.; Chen, D. Y.; Xie, X. L.; Xue, Z. G. Deep eutectic solvents for green and efficient iron-mediated ligand-free atom transfer radical polymerization. *Polym. Chem.* **2017**, 8 (10), 1616-1627 DOI: 10.1039/c6py02066f.

32. Teodorescu, M.; Gaynor, S. G.; Matyjaszewski, K. Halide anions as ligands in iron-mediated atom transfer radical polymerization. *Macromolecules* **2000**, 33 (7), 2335-2339.

33. Sarbu, T.; Matyjaszewski, K. ATRP of Methyl Methacrylate in the Presence of Ionic Liquids with Ferrous and Cuprous Anions. *Macromol. Chem. Phys.* **2001**, 202 (17), 3379-3391 DOI: 10.1002/1521-3935(20011101)202:17<3379::aid-macp3379>3.0.co;2-3.

34. Wang, G.; Zhu, X.; Cheng, Z.; Zhu, J. Atom Transfer Radical Polymerization of Styrene Using Various Onium Salts as Ligands. *J. Macromol. Sci., Pure Appl. Chem.* **2004**, A41 (Copyright (C) 2013 American Chemical Society (ACS). All Rights Reserved.), 487-499 DOI: 10.1081/ma-120030920.

35. Ishio, M.; Katsube, M.; Ouchi, M.; Sawamoto, M.; Inoue, Y. Active, Versatile, and Removable Iron Catalysts with Phosphazanium Salts for Living Radical Polymerization of Methacrylates. *Macromolecules* **2009**, 42 (1), 188-193 DOI: 10.1021/ma801762k.

36. Wang, Y.; Matyjaszewski, K. ATRP of MMA Catalyzed by Fe^{II}Br₂ in the Presence of Triflate Anions. *Macromolecules* **2011**, 44 (6), 1226-1228 DOI: 10.1021/ma1029357.

37. Mukumoto, K.; Li, Y. C.; Nese, A.; Sheiko, S. S.; Matyjaszewski, K. Synthesis and Characterization of Molecular Bottlebrushes Prepared by Iron-Based ATRP. *Macromolecules* **2012**, 45 (23), 9243-9249 DOI: 10.1021/ma3020867.

38. Chen, H.; Meng, Y.; Liang, Y.; Lu, Z.; Lv, P. Application of novel ionic liquids for reverse atom transfer radical polymerization of methacrylonitrile without any additional ligand. *J. Mater. Res.* **2009**, 24 (05), 1880-1885 DOI: doi:10.1557/jmr.2009.0199.

39. Bai, L.; Zhang, L.; Zhang, Z.; Tu, Y.; Zhou, N.; Cheng, Z.; Zhu, X. Iron-Mediated AGET ATRP of Styrene in the Presence of Catalytic Amounts of Base. *Macromolecules* **2010**, 43 (22), 9283-9290 DOI: 10.1021/ma1013594.

40. Chen, H.; Liang, Y.; Liu, D. L.; Tan, Z.; Zhang, S. H.; Zheng, M. L.; Qu, R. J. AGET ATRP of acrylonitrile with ionic liquids as reaction medium without any additional ligand. *Materials Science & Engineering C-Materials for Biological Applications* **2010**, 30 (4), 605-609 DOI: 10.1016/j.msec.2010.02.015.

41. Bai, L. J.; Zhang, L. F.; Zhang, Z. B.; Zhu, J.; Zhou, N. C.; Cheng, Z. P.; Zhu, X. L. Alumina Additives for Fast Iron-Mediated AGET ATRP of MMA Using Onium Salt as Ligand. *J. Polym. Sci., Polym. Chem.* **2011**, 49 (18), 3970-3979 DOI: 10.1002/pola.24837.

42. Bai, L. J.; Zhang, L. F.; Zhang, Z. B.; Zhu, J.; Zhou, N. C.; Cheng, Z. P.; Zhu, X. L. Rate-Enhanced ATRP in the Presence of Catalytic Amounts of Base: An Example of Iron-Mediated AGET ATRP of MMA. *J. Polym. Sci., Polym. Chem.* **2011**, 49 (18), 3980-3987 DOI: 10.1002/pola.24838.

43. Deng, Z. J.; Guo, J. N.; Qiu, L. H.; Zhou, Y. X.; Xia, L.; Yan, F. Basic ionic liquids: a new type of ligand and catalyst for the AGET ATRP of methyl methacrylate. *Polym. Chem.* **2012**, 3 (9), 2436-2443 DOI: 10.1039/c2py20262j.

44. Deng, Z. J.; Qiu, L. H.; Bai, L. J.; Zhou, Y. X.; Lin, B. C.; Zhao, J.; Cheng, Z. P.; Zhu, X. L.; Yan, F. Basic ionic liquid/FeCl₃ center dot 6H₂O as an efficient catalyst for AGET ATRP of methyl methacrylate. *J. Polym. Sci., Polym. Chem.* **2012**, 50 (8), 1605-1610 DOI: 10.1002/pola.25931.

45. Wang, Y.; Zhang, Y.; Parker, B.; Matyjaszewski, K. ATRP of MMA with ppm Levels of Iron Catalyst. *Macromolecules* **2011**, 44 (11), 4022-4025 DOI: 10.1021/ma200771r.

46. Mukumoto, K.; Wang, Y.; Matyjaszewski, K. Iron-Based ICAR ATRP of Styrene with ppm Amounts of (FeBr₃)-Br-III and 1,1'-Azobis(cyclohexanecarbonitrile). *ACS Macro Lett.* **2012**, 1 (5), 599-602 DOI: 10.1021/mz3001463.

47. Wang, J.; Han, J.; Peng, H.; Tang, X.; Zhu, J.; Liao, R.-Z.; Xie, X.; Xue, Z.; Fliedel, C.; Poli, R. Activation of a bromoalkyl ATRP initiator by a variety of inorganic salts: experiments and computations. *Polym. Chem.* **2019**, 10, 2376-2386 DOI: 10.1039/C9PY00113A.

48. Frisch, M. J.; Trucks, G. W.; Schlegel, H. B.; Scuseria, G. E.; Robb, M. A.; Cheeseman, J. R.; Scalmani, G.; Barone, V.; Mennucci, B.; Petersson, G. A.; Nakatsuji, H.; Caricato, M.; Li, X.

- Hratchian, H. P.; Izmaylov, A. F.; Bloino, J.; Zheng, G.; Sonnenberg, J. L.; Hada, M.; Ehara, M.; Toyota, K.; Fukuda, R.; Hasegawa, J.; Ishida, M.; Nakajima, T.; Honda, Y.; Kitao, O.; Nakai, H.; Vreven, T.; Montgomery Jr., J. A.; Peralta, J. E.; Ogliaro, F.; Bearpark, M.; Heyd, J. J.; Brothers, E.; Kudin, K. N.; Staroverov, V. N.; Kobayashi, R.; Normand, J.; Raghavachari, K.; Rendell, A.; Burant, J. C.; Iyengar, S. S.; Tomasi, J.; Cossi, M.; Rega, N.; Millam, N. J.; Klene, M.; Knox, J. E.; Cross, J. B.; Bakken, V.; Adamo, C.; Jaramillo, J.; Gomperts, R.; Stratmann, R. E.; Yazyev, O.; Austin, A. J.; Cammi, R.; Pomelli, C.; Ochterski, J. W.; Martin, R. L.; Morokuma, K.; Zakrzewski, V. G.; Voth, G. A.; Salvador, P.; Dannenberg, J. J.; Dapprich, S.; Daniels, A. D.; Farkas, Ö.; Foresman, J. B.; Ortiz, J. V.; Cioslowski, J.; Fox, D. J., *Gaussian 09, Revision D.01*. Gaussian, Inc.: Wallingford CT, 2009.
49. Reiher, M. Theoretical study of the Fe(phen)(2)(NCS)(2) spin-crossover complex with reparametrized density functionals. *Inorg. Chem.* **2002**, 41 (25), 6928-6935.
50. Kim, D.; Rahaman, S. M. W.; Mercado, B. Q.; Poli, R.; Holland, P. L. The Roles of Iron Complexes in Catalytic Radical Alkene Cross-Coupling. *J. Am. Chem. Soc.* **2019**, 141, 7473-7485 DOI: 10.1021/jacs.9b02117.
51. Grimme, S.; Antony, J.; Ehrlich, S.; Krieg, H. A consistent and accurate ab initio parametrization of density functional dispersion correction (DFT-D) for the 94 elements H-Pu. *J. Chem. Phys.* **2010**, 132 (15), 154104 DOI: 10.1063/1.3382344.
52. Roy, L. E.; Hay, P. J.; Martin, R. L. Revised basis sets for the LANL effective core potentials. *J. Chem. Theory Comput.* **2008**, 4 (7), 1029-1031.
53. Ehlers, A. W.; Böhme, M.; Dapprich, S.; Gobbi, A.; Hoellwarth, A.; Jonas, V.; Koehler, K. F.; Stegmann, R.; Veldkamp, A.; Frenking, G. A set of f-polarization functions for pseudopotential basis sets of the transition metals Sc-Cu, Y-Ag and La-Au. *Chem. Phys. Lett.* **1993**, 208 (1-2), 111-114.
54. Hay, P. J.; Wadt, W. R. Ab initio effective core potentials for molecular orbital calculations - potentials for K to Au including the outermost core orbitals. *J. Chem. Phys.* **1985**, 82 (1), 299-310 DOI: 10.1063/1.448975.
55. Marenich, A. V.; Cramer, C. J.; Truhlar, D. G. Universal Solvation Model Based on Solute Electron Density and on a Continuum Model of the Solvent Defined by the Bulk Dielectric Constant and Atomic Surface Tensions. *J. Phys. Chem. B* **2009**, 113 (18), 6378-6396 DOI: 10.1021/jp810292n.
56. Bryantsev, V. S.; Diallo, M. S.; Goddard, W. A., III. Calculation of solvation free energies of charged solutes using mixed cluster/continuum models. *J. Phys. Chem. B* **2008**, 112 (32), 9709-9719 DOI: 10.1021/jp802665d.
57. Tang, W.; Matyjaszewski, K. Effects of Initiator Structure on Activation Rate Constants in ATRP. *Macromolecules* **2007**, 40 (6), 1858-1863.
58. Peng, C. H.; Kong, J.; Seeliger, F.; Matyjaszewski, K. Mechanism of Halogen Exchange in ATRP. *Macromolecules* **2011**, 44 (19), 7546-7557 DOI: 10.1021/ma201035u.
59. Lanzalaco, S.; Fantin, M.; Scialdone, O.; Galia, A.; Isse, A. A.; Gennaro, A.; Matyjaszewski, K. Atom Transfer Radical Polymerization with Different Halides (F, Cl, Br, and I): Is the Process "Living" in the Presence of Fluorinated Initiators? *Macromolecules* **2017**, 50 (1), 192-202 DOI: 10.1021/acs.macromol.6b02286.
60. Nakazawa, H.; Kadoi, Y.; Mizuta, T.; Miyoshi, K.; Yoneda, H. A transition metal diamminophosphonate complex - Synthesis and structure of (eta-5-C₅H₅)(CO)₂Fe(P(O)(NET₂)₂)₂FeCl₂. *J. Organomet. Chem.* **1989**, 366 (3), 333-342 DOI: 10.1016/0022-328x(89)87184-0.
61. Döring, M.; Uhlig, E.; Dahlenburg, L. Biuclear reaction products of Grignard compounds and transition metal acetylacetonates - Catalysts of cross-coupling. *Z. Anorg. Allg. Chem.* **1989**, 578 (11), 58-68 DOI: 10.1002/zaac.19895780107.
62. Pohl, S.; Opitz, U.; Saak, W.; Haase, D. Complexes of FeI₂ and FeI₃ with tetramethylurea. *Z. Anorg. Allg. Chem.* **1993**, 619 (3), 608-612 DOI: 10.1002/zaac.19936190329.
63. Lorenz, I. P.; Maier, M.; Polborn, K. New organometalated phosphinato-O,O' ligands in the planar eight-membered ring {Cp(CO)(2)Fe}tBuPO(2)FeCl(2) (2). *Eur. J. Inorg. Chem.* **2002**, (2), 327-330.
64. Li, C. X.; Pattacini, R.; Braunstein, P. A fluorene-based diphosphinite ligand, its Ni, Pd, Pt, Fe, Co and Zn complexes and the first structurally characterized diphosphinate metal chelates. *Inorg. Chim. Acta* **2010**, 363 (15), 4337-4345 DOI: 10.1016/j.ica.2010.06.007.
65. Gill, N. S. Complex halides of the transition metals. *J. Chem. Soc.* **1961**, 3512-15 DOI: 10.1039/jr9610003512.
66. Gao, H. H.; Yan, C. H.; Tao, X. P.; Xia, Y.; Sun, H. M.; Shen, Q.; Zhang, Y. Synthesis of Anionic Iron(II) Complex Bearing an N-Heterocyclic Carbene Ligand and Its Catalysis for Aryl Grignard Cross-Coupling of Alkyl Halides. *Organometallics* **2010**, 29 (18), 4189-4192 DOI: 10.1021/om100482w.
67. Fedushkin, I. L.; Skatova, A. A.; Khvoinova, N. M.; Lukoyanov, A. N.; Fukin, G. K.; Ketkov, S. Y.; Maslov, M. O.; Bogomyakov, A. S.; Makarov, V. M. New high-spin iron complexes based on bis(imino)acenaphthenes (BIAN): synthesis, structure, and magnetic properties. *Russ. Chem. B.* **2013**, 62 (10), 2122-2131 DOI: 10.1007/s11172-013-0311-y.
68. Jana, B.; Hovey, M.; Ellern, A.; Pestovsky, O.; Sadow, A. D.; Bakac, A. Unusual structural motif in a zwitterionic Fe(II) complex of a tetradentate phosphine. *Dalton Trans.* **2012**, 41 (41), 12781-12785 DOI: 10.1039/c2dt31437a.
69. Li, Z.; Liu, L.; Sun, H.-M.; Shen, Q.; Zhang, Y. Alkyl Grignard cross-coupling of aryl phosphates catalyzed by new, highly active ionic iron(II) complexes containing a phosphine ligand and an imidazolium cation. *Dalton Trans.* **2016**, 45 (44), 17739-17747 DOI: 10.1039/c6dt02995g.
70. Gurewitz, E.; Shaked, H. Neutron diffraction study of the crystallographic and magnetic structures of potassium tribromoferrate(II) *Acta Crystallogr. B* **1982**, 38 (NOV), 2771-2775 DOI: 10.1107/s0567740882009923.
71. Figgis, B. N.; Lewis, J. The magnetic properties of transition metal complexes. *Prog. Inorg. Chem.* **1964**, 6, 37-239.
72. Shipp, D. A.; Wang, J. L.; Matyjaszewski, K. Synthesis of acrylate and methacrylate block copolymers using atom transfer radical polymerization. *Macromolecules* **1998**, 31 (23), 8005-8008.
73. van Weert, G.; Shang, Y. X. Iron control in nitrate hydrometallurgy by (auto) decomposition of iron(II) nitrate. *Hydrometallurgy* **1993**, 33 (3), 255-271 DOI: 10.1016/0304-386x(93)90066-m.

