



HAL
open science

Exact cascading nonlinearity in quasi-phase-matched quadratic media

Matteo Conforti

► **To cite this version:**

Matteo Conforti. Exact cascading nonlinearity in quasi-phase-matched quadratic media. *Optics Letters*, 2014, 39 (8), pp.2427. 10.1364/OL.39.002427 . hal-02394003

HAL Id: hal-02394003

<https://hal.science/hal-02394003v1>

Submitted on 4 Dec 2019

HAL is a multi-disciplinary open access archive for the deposit and dissemination of scientific research documents, whether they are published or not. The documents may come from teaching and research institutions in France or abroad, or from public or private research centers.

L'archive ouverte pluridisciplinaire **HAL**, est destinée au dépôt et à la diffusion de documents scientifiques de niveau recherche, publiés ou non, émanant des établissements d'enseignement et de recherche français ou étrangers, des laboratoires publics ou privés.

Exact cascading nonlinearity in quasi-phase-matched quadratic media

Matteo Conforti

Dipartimento di Ingegneria dell'Informazione, Università di Brescia, Via Branze 38, 25123 Brescia, Italy
PhLAM/IRCICA CNRS-Université Lille 1, UMR 8523/USR 3380, F-59655 Villeneuve d'Ascq, France
email: confortimatteo@gmail.com

Compiled October 14, 2018

The evolution of light pulses and beams in a quasi-phase-matched (QPM) quadratic medium is usually described by considering only the spatial harmonic of the QPM grating that minimizes the residual phase-mismatch. I show that, for strongly phase-mismatched interactions (the cascading regime), several harmonics need to be accounted for in order to obtain the correct value of the effective cubic nonlinearity, of which I find a simple analytical expression. I discuss the effects of the higher order harmonics of the grating on solitary wave propagation. © 2018 Optical Society of America

OCIS codes: 190.7070, 190.5530, 190.6135

Second harmonic generation (SHG) was the first observed nonlinear optical phenomenon, and it has been extensively exploited for frequency conversion. When the wave-number mismatch between the fundamental frequency (FF) and the second harmonic (SH) fields is high, consecutive energy exchanges between FF and SH take place, giving rise to the phenomenon of cascading [1], that produces an effective cubic nonlinearity. The magnitude and sign of the cascading nonlinearity is controlled by the phase-mismatch and can sustain the propagation of spatial or temporal solitons [2,3], even in the normal dispersion regime. Cascading is still attracting much interest, in particular for time domain application, as pulse compression [4] and ultrabroadband spectrum generation [5].

In the context of second-harmonic generation, quasi-phase-matching (QPM) is a very well-known technique, relying on the periodic modulation of the nonlinear susceptibility, that can compensate for the phase-mismatch between the FF and SH wave-number, through an additional grating wave-vector. Moreover, QPM structures can be engineered by varying the period or duty cycle of the grating, enabling several applications in the context of pulse shaping [6–11], and supercontinuum generation [12–14]. It has been shown that near first-order QPM (provided by the fundamental harmonic of the grating), the high order harmonics induce cubic nonlinear self-phase-modulation and cross-phase-modulation terms in the equations for the averaged fields [15]. These high-order effects, that are unavoidable in physically realizable gratings (typically square waves), can support peculiar spatial solitons [15], can be exploited for all-optical switching [16], and can be engineered to overwhelm the intrinsic cubic nonlinearity of the medium [17]. The fundamental assumptions of these studies is that the grating is designed to be very close to first order QPM.

In this letter I show that the high order harmonics of the grating must be accounted for also in the cascading regime. I find a simple analytical expression for the induced self phase modulation coefficient, that may

differ drastically from the conventionally adopted value $-(\chi_{eff})^2/\delta k$ [7]. Moreover, the difference is bigger when the cascading approximation is more accurate (i.e. for high residual phase-mismatches). I discuss the effects on propagation of temporal solitons in Lithium Niobate for poling periods, pulse durations and wavelengths typically encountered in applications.

The coupled equations ruling the evolution of the FF and SH electric field envelopes are:

$$i \frac{\partial A_1}{\partial z} - \frac{\beta_1''}{2} \frac{\partial^2 A_1}{\partial t^2} + g(z) \chi A_1^* A_2 e^{i\Delta k z} = 0, \quad (1)$$

$$i \frac{\partial A_2}{\partial z} + i \delta \frac{\partial A_2}{\partial t} - \frac{\beta_2''}{2} \frac{\partial^2 A_2}{\partial t^2} + g(z) \chi A_1^2 e^{-i\Delta k z} = 0, \quad (2)$$

where $\beta_{1,2}''$ are the group velocity dispersion (GVD) at FF and SH, $\chi = \omega_0 d_{33}/(n_0 c)$ is the effective quadratic nonlinear coefficient, $\Delta k = k_2 - 2k_1$ is the natural phase mismatch, $k_1 = k(\omega_0)$, $k_2 = k(2\omega_0)$, δ is the group velocity mismatch (GVM) between FF and SH, and

$$g(z) = \sum_{n=-\infty}^{+\infty} \frac{2}{i\pi(2n+1)} e^{i(2n+1)\kappa z}, \quad \kappa = \frac{2\pi}{\Lambda} \quad (3)$$

is the Fourier expansion of the QPM grating of period Λ . The same equations rule the propagation of beams, making the substitutions $t \rightarrow x$, $\beta_{1,2}'' \rightarrow -1/k_{1,2}$, $\delta \rightarrow \alpha$, being α the spatial walk-off.

In the cascading limit, FF can be considered as nearly constant, and the equation (2) can be integrated to yield, as first order approximation:

$$A_2 \approx \frac{2\chi}{i\pi} A_1^2 \sum_{m=odd} \frac{e^{i(\kappa m - \Delta k)z} - 1}{m(\kappa m - \Delta k)}. \quad (4)$$

By substituting back the expression (4) into Eq. (1), the nonlinear term NL of the resulting equation reads as:

$$NL = - \left(\frac{2\chi}{\pi} \right)^2 |A_1|^2 A_1 \sum_{m,n=odd} \frac{e^{i(m+n)\kappa z} - e^{i(m\kappa + \Delta k)z}}{mn(n\kappa - \Delta k)}. \quad (5)$$

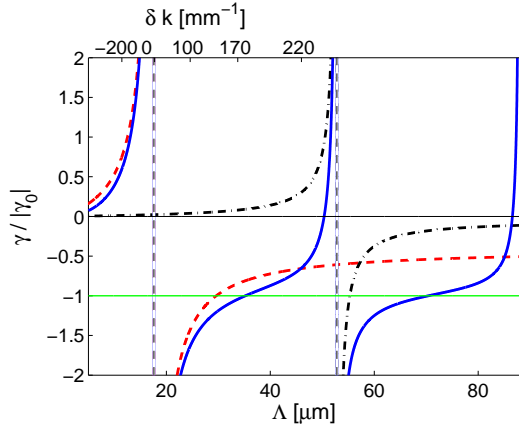


Fig. 1. (Color online) Effective cascading nonlinearity γ normalized to the homogeneous medium nonlinearity γ_0 (solid green line). Solid blue curve, exact value Eq. (7); dashed red curve, standard first order QPM approximation [Eq. (10), $m = 1$]; dash-dotted black curve, third-order QPM approximation [Eq. (10), $m = 3$].

In the cascading regime, the residual phase mismatch must be high for all QPM orders ($\Delta k + \kappa m \gg 1$, $\forall m$); moreover the nonlinear interaction can be efficient only if NL does not contain rapidly oscillating terms. This can be obtained only if one considers $m = -n$ in the double sum. In this case, Eq. (1) reduces to the nonlinear Schrödinger equation (NLS):

$$i \frac{\partial A_1}{\partial z} - \frac{\beta_1''}{2} \frac{\partial^2 A_1}{\partial t^2} + \gamma |A_1|^2 A_1, \quad (6)$$

where the effective cubic coefficient γ reads as:

$$\gamma = - \left(\frac{2\chi}{\pi} \right)^2 \sum_{n=odd} \frac{1}{n^2(\Delta k - n\kappa)} = - \left(\frac{2\chi}{\pi} \right)^2 S. \quad (7)$$

The sum of the series in (7) can be calculated, to get:

$$S = \begin{cases} \frac{\pi^2}{4\Delta k}, & \kappa = 0 \\ \frac{\pi^2}{4\Delta k} - \frac{\pi}{2} \frac{\kappa}{\Delta k^2} \tan\left(\frac{\pi}{2} \frac{\Delta k}{\kappa}\right), & \kappa \neq 0 \end{cases} \quad (8)$$

In a homogeneous medium $\kappa = 0$, and Eq. (7) turns out to be

$$\gamma_0 = - \frac{\chi^2}{\Delta k}, \quad (9)$$

as expected from the standard analysis [2]. Interestingly enough, it has been demonstrated very recently that, despite the huge phase-mismatch, strong nonlinear interactions can take place in bulk media, and they can be exploited for pulse compression down to the single cycle regime [4].

In a QPM medium, the series periodically diverges when $\Delta k = m\kappa$, i.e. for the m -th order quasi-phase matching. In these cases there is a strong conversion to SH and the cascading reduction breaks down.

Considering a single spatial harmonic $m = 2n + 1$, we get:

$$\gamma_m = - \left(\frac{2\chi}{m\pi} \right)^2 \frac{1}{\delta k}, \quad \delta k = \Delta k - m \frac{2\pi}{\Lambda}. \quad (10)$$

Formula (10) is the well-known expression of m -th order QPM cascading nonlinearity. However, I show in the following that this estimate turns out to be very rough, and can be affected by significant error.

Figure 1 reports the exact value of the cascading nonlinearity γ together with its approximations γ_1 and γ_3 , as a function of QPM period Λ and residual mismatch $\delta k = \Delta k - 2\pi/\Lambda$. It is considered the relevant example of a Lithium Niobate crystal, for a FF wavelength $\lambda_0 = 1500nm$. It is clear that the standard first order QPM approximation holds only in a regime of moderate phase-mismatch $|\delta k| < 50mm^{-1}$. Generally speaking, considering only a single QPM harmonic works well only very close to phase-matching points, exactly where the cascading approximation is poor. The single harmonic approximation is affected by even more error for high order QPM (see dashed-dotted curve for $m = 3$ QPM order).

It is interesting to study the effects of QPM on cascading solitons of NLS (6). In normal dispersion ($\beta_1 > 0$, typical of quadratic crystal in the visible and near-IR range), solitons exist if the cubic nonlinearity is defocusing ($\gamma < 0$). Soliton peak intensity is proportional to $|\beta_1''/\gamma|/T_0^2$, and an example reported in Fig. 2 considering a pulse duration $T_0 = 40fs$. Of course the errors on the cubic coefficients results in wrong estimates of the soliton peak intensity. For first order QPM grating (around $20\mu m < \Lambda < 40\mu m$), error can be as big as 30% (see Fig. 3), before diverging near phase-matching points. A more accurate approximation in this range can be obtained by considering both the posi-

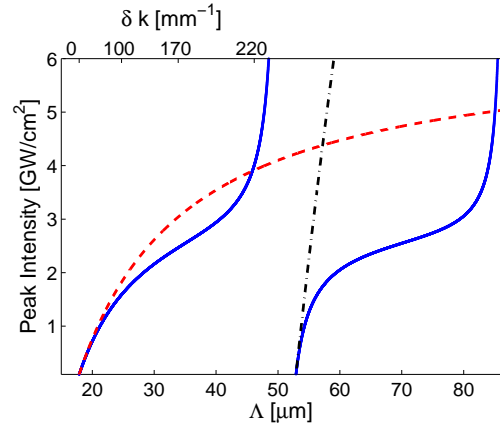


Fig. 2. (Color online) Soliton peak intensity for a duration $T_0 = 40fs$ ($\lambda_0 = 1500nm$) as a function of QPM period. Solid blue curve, exact value; Dashed red curve, first order QPM approximation; Dash-dotted black curve, third order QPM approximation;

tive and negative fundamental harmonics of the grating [$\gamma_{1,-1} = -2(2\chi/\pi)^2 \Delta k / (\Delta k^2 - \kappa^2)$, dotted curve in Fig. 3]. For longer periods (second order QPM) the estimates is totally wrong (dashed-dotted curve in Fig. 2), heavily overestimating the real peak intensity.

To confirm the theoretical results, Eqs. (1-2) have been solved by standard split-step Fourier method, using as input condition the soliton profile $A_1(0, t) = \sqrt{|\beta_1''/\gamma|}/T_0 \text{sech}(t/T_0)$, $A_2(0, t) = 0$. For example, let us consider a $T_0 = 40 \text{ fs}$ pulse at $\lambda_0 = 1500 \text{ nm}$ propagating in a 4 cm -long Lithium Niobate crystals, poled with a period $\Lambda = 70 \mu\text{m}$. Figure 4 shows input and output intensities (thick curves): after propagating for approximately three diffraction lengths, the pulse shape is nearly undistorted. This fact also witnesses the robustness of the solitons to secondary effects such as high-order dispersion, or GVM-induced self-steepening [7]. For comparison output intensity is reported for a pulse propagating in a quasi linear regime (half the input intensity needed to form the soliton).

It is worth to remind that quadratic media possess an intrinsic positive cubic nonlinearity. It simply acts as a bias, that adds itself to the total cubic coefficient. Moreover, for the wavelengths in the infrared (say $\lambda > 1200 \text{ nm}$ for Lithium Niobate [4]), it turns out to be much smaller than bulk cascading term γ_0 .

In conclusion, I showed that high order harmonics of a QPM grating must be accounted for in the cascading regime. An simple analytical expression is reported for the induced self phase modulation coefficient, that may differ significantly from the conventionally adopted value. I discussed the effects on propagation of temporal solitons in Lithium Niobate for conventionally used poling periods, pulse duration and wavelengths.

Funding from MIUR (Grants No. PRIN 2009P3K7Z2 and No. PRIN 2012BFNWZ2) and ANR (grant TOP-WAVE) is gratefully acknowledged.

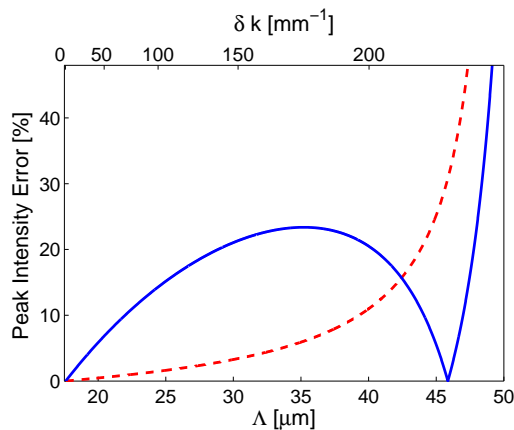


Fig. 3. (Color online) Relative error for the soliton peak intensity: Solid blue curve, single-harmonic first order QPM approximation; dashed red curve two-harmonic first order QPM approximation.

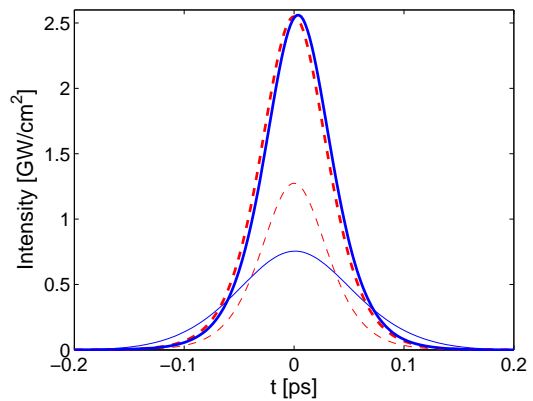


Fig. 4. (Color online) Input (dashed curves) and output (solid curves) intensities for a sech pulse of duration $T_0 = 40 \text{ fs}$ and wavelength $\lambda = 1500 \text{ nm}$ after propagation in a 4 cm long crystal (around 3 diffraction lengths) poled with period $\Lambda = 70 \mu\text{m}$. Thick curves, soliton case; thin curves, quasi-linear regime (half input intensity).

References

1. R. DeSalvo, D. J. Hagan, M. Sheik-Bahae, G. Stegeman, E.W. Van Stryland, and H. Vanherzeele, *Opt. Lett.* **17**, 28 (1992).
2. C.R. Menyuk, R. Schiek, and L. Torner, *J. Opt. Soc. Am. B* **11**, 2434 (1994)
3. M. Bache, J. Moses, and F. W. Wise, *J. Opt. Soc. Am. B* **24**, 2752 (2007).
4. B. B. Zhou, A. Chong, F.W. Wise, and M. Bache, *Phys. Rev. Lett.* **109**, 04392 (2012).
5. M. Levenius, M. Conforti, F. Baronio, V. Pasiskevicius, F. Laurell, C. De Angelis, and K. Gallo, *Opt. Lett.* **37**, 1727 (2012).
6. U. Sapaev and D. T. Reid, *Opt. Express* **13**, 3264 (2005).
7. F. Baronio, C. De Angelis, M. Marangoni, C. Manzoni, R. Ramponi, and G. Cerullo *Opt. Express* **11**, 4774 (2006).
8. L. Kornaszewski, K. Kohler, U. Sapaev, and D.T. Reid, *Opt. Lett.* **33**, 378 (2008).
9. M. Conforti, F. Baronio, and C. De Angelis, *Opt. Lett.* **32**, 1779 (2007).
10. M. Marangoni, D. Brida, M. Conforti, A. D. Capobianco, C. Manzoni, F. Baronio, G. F. Nalesso, C. De Angelis, R. Ramponi, and G. Cerullo, *Opt. Lett.* **34**, 241 (2009).
11. C.R. Phillips, L. G. Gallman, and M. M. Fejer, *Opt. Express* **21**, 10139 (2013).
12. C. Langrock, M. M. Fejer, and M. Fermann, *Opt. Lett.* **32**, 2478 (2007).
13. C.R. Phillips, C. Langrock, J.S. Pelec, M.M. Fejer, I. Hartl, and M.E. Fermann, *Opt. Express* **19**, 18754 (2011).
14. M. Conforti, F. Baronio, and C. De Angelis, *IEEE Photon. J.* **2**, 600 (2010).
15. C. B. Clausen, O. Bang, and Y. Kivshar, *Phys. Rev. Lett* **25**, 4749 (1997).
16. A. Kobayakov, F. Lederer, O. Bang, and Y.S. Kivshar, *Opt. Lett.* **23**, 506 (1998).

17. O. Bang, C. B. Clausen, P. I. Christiansen, and L. Torner, *Opt. Lett.* **24**, 1413 (1999).

References

1. R. DeSalvo, D. J. Hagan, M. Sheik-Bahae, G. Stegeman, E.W. Van Stryland, and H. Vanherzeele, “Self-focusing and self-defocusing by cascaded second-order effects in KTP”, *Opt. Lett.* **17**, 28–30 (1992).
2. C.R. Menyuk, R. Schiek, and L. Torner, “Solitary waves due to $\chi^{(2)}$: $\chi^{(2)}$ cascading” *J. Opt. Soc. Am. B* **11**, 2434 (1994)
3. M. Bache, J. Moses, and F. W. Wise, “Scaling laws for soliton pulse compression by cascaded quadratic nonlinearities”, *J. Opt. Soc. Am. B* **24**, 2752 (2007).
4. B. B. Zhou, A. Chong, F.W. Wise, and M. Bache, “Ultrafast and Octave-Spanning Optical Nonlinearities from Strongly Phase-Mismatched Quadratic Interactions” *Phys. Rev. Lett.* **109**, 04392 (2012).
5. M. Levenius, M. Conforti, F. Baronio, V. Pasiskevicius, F. Laurell, C. De Angelis, And K. Gallo, “Multistep quadratic cascading in broadband optical parametric generation”, *Opt. Lett.* **37**, 1727–1727 (2012).
6. U. Sapaev and D. T. Reid, “General second-harmonic pulse shaping in grating-engineered quasi-phase-matched nonlinear crystals,” *Opt. Express* **13**, 3264–3276 (2005).
7. F. Baronio, C. De Angelis, M. Marangoni, C. Manzoni, R. Ramponi, and G. Cerullo, “Spectral shift of femtosecond pulses in nonlinear quadratic PPSLT Crystals” *Opt. Express* **11**, 4774–4779 (2006).
8. L. Kornaszewski, K. Kohler, U. Sapaev, and D.T. Reid, “Designer femtosecond pulse shaping using grating-engineered quasi-phase-matching in lithium niobate”, *Opt. Lett.* **33**, 378–380 (2008).
9. M. Conforti, F. Baronio, and C. De Angelis, “From femtosecond infrared to picosecond visible pulses: temporal shaping with high-efficiency conversion”, *Opt. Lett.* **32**, 1779–1781 (2007).
10. M. Marangoni, D. Brida, M. Conforti, A. D. Capobianco, C. Manzoni, F. Baronio, G. F. Nalesso, C. De Angelis, R. Ramponi, and G. Cerullo, “Synthesis of picosecond pulses by spectral compression and shaping of femtosecond pulses in engineered quadratic nonlinear media”, *Opt. Lett.* **34**, 241–243 (2009).
11. C.R. Phillips, L. G. Gallman, and M. M. Fejer, “Design of quasi-phasesmatching gratings via convex optimization”, *Opt. Express* **21**, 10139–10159 (2013).
12. C. Langrock, M. M. Fejer, and M. Fermann, “Generation of octave-spanning spectra inside reverse-photon-exchanged periodically poled lithium niobate waveguides”. *Opt. Lett.* **32**, 2478–2480 (2007).
13. C.R. Phillips, C. Langrock, J.S. Pelec, M.M. Fejer, I. Hartl, and M.E. Fermann, “Supercontinuum generation in quasi-phasesmatched waveguides”, *Opt. Express* **19**, 18754–18773 (2011).
14. M. Conforti, F. Baronio, and C. De Angelis, “Ultra-broadband optical phenomena in quadratic nonlinear media”, *IEEE Photon. J.* **2**, 600610 (2010).
15. C. B. Clausen, O. Bang, and Y. Kivshar, “Spatial solitons and induced Kerr effects in Quasi-Phase-Matched quadratic media”, *Phys. Rev. Lett* **25**, 4749–4752 (1997).
16. A. Kobayakov, F. Lederer, O. Bang, and Y.S. Kivshar, “Nonlinear phase shift and all-optical switching in quasi-phase-matched quadratic media”, *Opt. Lett.* **23**, 506–508 (1998).
17. O. Bang, C. B. Clausen, P. I. Christiansen, and L. Torner, “Engineering competing nonlinearities”, *Opt. Lett.* **24**, 1413–1415 (1999).