



HAL
open science

Multiple quasi-phase matched resonant radiations induced by modulation instability in dispersion oscillating fibers

Matteo Conforti, Stefano Trillo, Alexandre Kudlinski, Arnaud Mussot

► **To cite this version:**

Matteo Conforti, Stefano Trillo, Alexandre Kudlinski, Arnaud Mussot. Multiple quasi-phase matched resonant radiations induced by modulation instability in dispersion oscillating fibers. *IEEE Photonics Technology Letters*, 2016, 28 (7), pp.740-743. 10.1109/LPT.2015.2507190 . hal-02388793

HAL Id: hal-02388793

<https://hal.science/hal-02388793v1>

Submitted on 2 Dec 2019

HAL is a multi-disciplinary open access archive for the deposit and dissemination of scientific research documents, whether they are published or not. The documents may come from teaching and research institutions in France or abroad, or from public or private research centers.

L'archive ouverte pluridisciplinaire **HAL**, est destinée au dépôt et à la diffusion de documents scientifiques de niveau recherche, publiés ou non, émanant des établissements d'enseignement et de recherche français ou étrangers, des laboratoires publics ou privés.

Multiple quasi-phase matched resonant radiations induced by modulation instability in dispersion oscillating fibers

Matteo Conforti,¹ Stefano Trillo,² Alexandre Kudlinski,¹ Arnaud Mussot,^{1*}

¹ PhLAM/IRCICA, CNRS-Universite Lille 1, UMR 8523/USR 3380, F-59655 Villeneuve d'Ascq, France

² Dipartimento di Ingegneria, Università di Ferrara, Via Saragat 1, 44122 Ferrara, Italy

*Corresponding author: arnaud.mussot@univ-lille1.fr

Received Month X, XXXX; revised Month X, XXXX; accepted Month X, XXXX; posted Month X, XXXX (Doc. ID XXXXXX); published Month X, XXXX

The propagation of a continuous wave in the average anomalous dispersion region of a dispersion oscillating fiber is investigated numerically and experimentally. We demonstrate that the train of solitons arising from modulation instability is strongly affected by the periodic variations of the fiber dispersion. This leads to the emission of multiple resonant radiations located on both sides of the spectrum. Numerical simulations confirm the experimental results and the position of the resonant radiations is well predicted by means of perturbation theory.

OCIS Codes: (060.4370) Nonlinear optics, fibers; (190.4380) Nonlinear optics, four-wave mixing; (190.4410) Nonlinear optics, parametric processes; (190.5530) Pulse propagation and temporal solitons

<http://dx.doi.org/10.1364/OL.99.099999>

In optical fibers, resonant Radiation (RR) results from the perturbation of a fundamental soliton by higher order dispersion when propagating in the low dispersion region [1]. It has been shown that, at first order, its frequency shift is ruled by a phase matching relation that depends mainly on the slope of the dispersion of the fiber [2]. This, also termed Cherenkov radiation, can be generated either, on the short or the long wavelength sides of the soliton, depending on the sign of the slope of the dispersion. In the special case of flattened dispersion optical fibers, where the slope of the dispersion is extremely weak, higher order dispersion terms of order higher than three must be accounted for. Consequently, two RRs are generated on both sides of the soliton rather than a single one [3]. During the last decade, RR generation has been widely investigated in uniform optical fibers in the context of supercontinuum generation, because it seeds the blue side of their spectrum (see Refs. [4] and [5] for complete reviews). More recently, it has been shown numerically [6,7] and experimentally [8–10] that, by using optical fibers whose Group Velocity Dispersion (GVD) is engineered along their propagation axis, several RRs can be generated. Two different configurations can be distinguished. Firstly, by inducing a relatively slow and non-periodic variation of the GVD of the fiber compared to the soliton length, multiple collisions of the soliton [8] with the first Zero Dispersion Wavelength (ZDW) of the fiber or multiple crossing through the second ZDW of the fiber [9] by the RR itself leads to additional RRs on the same side of the spectrum. Secondly, if the variation is periodic with a short period compared to the soliton length, a completely different behavior occurs. In these dispersion oscillating fibers (DOFs) multiple RRs are parametrically excited due to the periodic variation of the GVD and are localized on both sides of the soliton spectrum [10]. Note that similar observations have been achieved in a passive cavity as a

result of its periodic boundary conditions [11]. All these investigations have been performed with short laser pulses (~hundred of fs) in order to excite only one fundamental soliton. By increasing the pulse duration well beyond this limit, the continuous or quasi-continuous wave (CW) regime is reached, leading to a different dynamics. In uniform fibers, it is well known that the CW input field is transformed into a train of soliton pulses by Modulation Instability (MI) [12]. This process has been widely investigated [13], and it has been shown that each solitons propagating in the vicinity of the ZDW of the fiber is disturbed by higher order dispersion. Consequently, each of these solitons generate its own RR [14] on a single side of the spectrum, which are all localized around the same frequency, since they originate from almost identical solitons. The propagation of a CW optical field has also been investigated in DOFs. It has been shown theoretically [15] and experimentally [16–20] that the MI process can be induced by the periodicity of the dispersion. This leads to the generation of many symmetric quasi-phase matched side lobes around the pump. To our knowledge, these investigations have been performed in the normal average dispersion region of the DOFs. As a consequence no train of bright soliton can be generated.

In this Letter, we investigate the propagation of a CW in the average anomalous dispersion region of a DOF. We show that, as in uniform fibers, the average dispersion induces the standard MI process, which transforms the CW field into a train of solitons. Then, by propagating inside the DOF, the solitons shed energy to multiple RRs, as it was demonstrated in Ref. [10] for a single excitation. The experimental setup is schematized in Fig. 1(a). The pump system is made of a continuous-wave tunable laser (TL) diode that is sent into an intensity modulator (MOD) in order to shape 2 ns square pulses at 1 MHz repetition rate. They are amplified by two Ytterbium-doped fiber amplifiers (YDFAs) at

the output of which two successive tunable filters are inserted to remove the amplified spontaneous emission (ASE) in excess around the pump. These quasi-CW laser pulses have been launched along the birefringent axis of the DOF which outer diameter evolution is shown in Fig. 1(b). It has a sine modulation shape with 5 m long period and its average ZDW is 1064 nm. The pump wavelength has been fixed to 1070 nm to operate in the average anomalous dispersion of the fiber (6 nm above the average ZDW of the fiber). We first investigate the MI process with a relatively weak pump power ($P=5$ W), in order to work in the undepleted regime of the MI process. The red curve in Fig. 2(a) represents the experimental output spectrum.

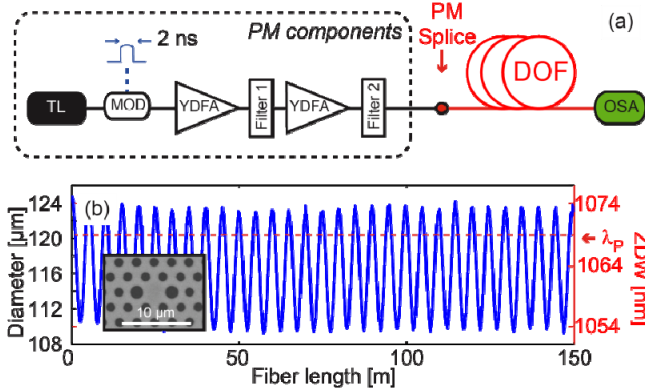


Figure 1 : (a) Scheme of the experimental setup and (b) longitudinal evolution of the outer diameter. Inset: Scanning electron microscope image of the fiber.

Several symmetric side lobes are generated around the pump. Their positions can be predicted by the following quasi-phase matching (QPM) relation that characterizes the MI process in DOFs [15,16] :

$$\overline{\beta}_2 \Delta\omega^2 + \overline{\beta}_4 \Delta\omega^4/12 + 2\gamma P = 2k\pi/Z \quad (1)$$

with $\overline{\beta}_{2,4}$ the second and fourth average dispersion terms, $\Delta\omega$ the angular frequency shift, Z the period of modulation, γ the nonlinear coefficient, P the pump power and k an integer. The graphical solution of the QPM relation is represented in Fig. 2(b). The roots (crossing with horizontal lines) correspond to different MI side lobe orders, $k=0$ being the standard MI process that would occur in uniform fibers and $k \neq 0$ the ones induced by the periodicity. As can be seen in this figure, the position of MI side lobes is accurately predicted by Eq. (1). It is important to note that MI side lobes that correspond to $k=0$, are much stronger than the other ones induced by the periodicity and lead to the generation of harmonics by beating with the pump (Fig. 2(a)). In fact, it has been demonstrated in Ref. [18] that the parametric gain of QPM MI side lobes due to the periodicity ($k \neq 0$) is always weaker than the one that would correspond to uniform fibers ($k=0$). These experimental results have been compared with numerical solutions of the Generalized nonlinear

Schrödinger Equation (GNLSE) [13]. We assumed that the DOF has a perfect sinusoidal shape defined as : $\beta_2(z) = \overline{\beta}_2 + \delta\beta_2 \times \sin(2\pi z/Z)$ and we used the following parameters that correspond to our experiments: $\overline{\beta}_2 = -1.22 \text{ ps}^2/\text{km}$, $\delta\beta_2 = -1.2 \text{ ps}^2/\text{km}$, $\beta_3 = 0.077 \text{ ps}^3/\text{km}$, $\beta_4 = -1.1 \times 10^{-4} \text{ ps}^4/\text{km}$, $\gamma = 10 \text{ /W/km}$, $\alpha = 5 \text{ dB/km}$.

The simulated output spectrum is shown in blue curve in Fig. 2(a). As can be seen, a very good agreement is obtained with experiments. We would like to point out that this is the first experimental observation of the MI process in the average anomalous dispersion region of DOFs, where standard MI side lobes ($k=0$) and those due to the periodicity of the GVD ($k \neq 0$) coexist.

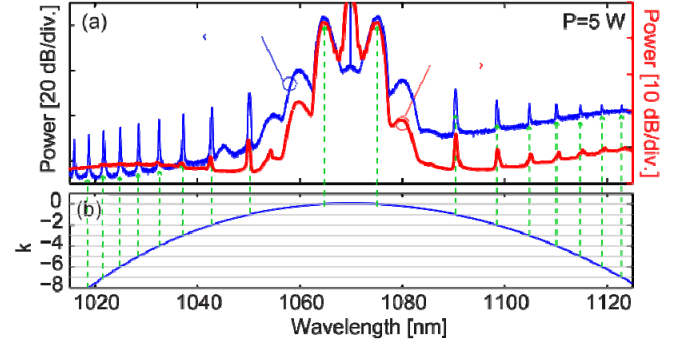


Figure 2: (a) Experimental (red curve) and numerical (blue curve) output spectra for 5 W of pump power. (b) QPM relation. The vertical green lines correspond to the MI side lobe positions determined by the graphical solutions of Eq. (1).

In order to get a deeper insight about the dynamics of this process, we increased the pump power value from 5 W to 8 W. Corresponding output spectra are displayed in Fig. 3(a). By slightly increasing the pump power to $P=6$ W, the amplitude of standard MI side lobes increases and additional harmonics appear which overlap with other MI side lobes induced by the periodicity (green curve). Up to this pump power level, all spectral components are perfectly symmetric from the pump as they all originate from four wave mixing processes (phase matched or not). A completely different picture occurs when the pump power is further increased. From 6.5 W of pump power (red and pink curves in Fig. 3(a)), the spectrum keeps broadening and QPM MI sidebands are not visible anymore. Additional sidebands that are asymmetric from the pump appear at large frequency detunings. Their positions do not correspond to QPM processes that appear at lowest pump powers (to be compared with the blue curve, $P=5$ W). This dynamical evolution versus pump power is confirmed by the numerical simulations reported in Fig. 3(b). There is an excellent agreement with experimental results. Therefore the simulations can be exploited to disclose the dynamics in order to understand this unexpected behavior. The evolution along the fiber length of the output spectrum corresponding to the maximum

pump power value (8 W, pink curve in Fig. 3(b)) is shown in Fig. 4(a). Up to about 80 m, only the two standard MI side lobes as well as those due to the periodicity are visible. By further propagating inside the fiber until about 120 m length, harmonics of the standard MI side lobes start to appear progressively and overlap the other weaker ones.

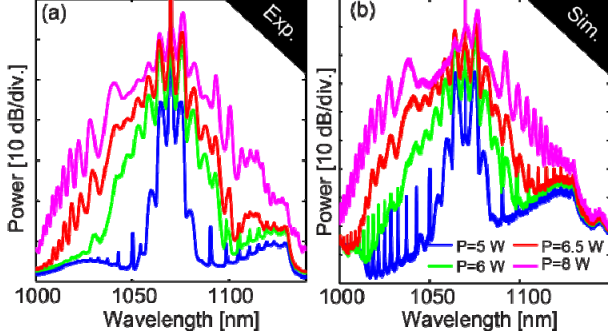


Figure 3: (a) Experimental and (b) numerical output spectra for different pump powers.

The appearance of harmonics of MI side lobes is the typical signature of the formation of a train of soliton pulses in the time domain. This is indeed confirmed in Fig. 4(b) where the evolution in the time domain is shown. We see a pulse train with a period of ~ 0.56 ps, very close to the inverse of the MI frequency shift for $k = 0$ (~ 0.58 ps, from Fig. 4(a) at $L=80$ m, $\Delta f \approx 1.7$ THz). From that length, a rapid broadening of the spectrum is observed with the generation of additional side lobes. However, these are not harmonics of the standard ($k = 0$) MI process because they are not symmetric from the pump. Their origin can be explained by applying perturbation theory to the propagation of solitons in DOFs [10]. It has been demonstrated that the propagation of a single soliton is perturbed by the periodic variations of the dispersion. As a consequence it sheds energy to multiple RRs which positions are predicted by the following phase matching relation :

$$\begin{aligned} \overline{\beta}_2 \Delta\omega^2/2 + \overline{\beta}_3 \Delta\omega^3/6 + \overline{\beta}_4 \Delta\omega^4/24 \\ - \gamma P_S/2 - \Delta k_1 \Delta\omega = 2m\pi/Z, \quad (2) \end{aligned}$$

with $\overline{\beta}_3$ the average value of the slope of the dispersion, Δk_1 the deviation of the actual group velocity from the natural one [21], P_S the peak power of the soliton when RRs are emitted, and m an integer. In order to facilitate the comparison with the solutions of this equation, the output spectrum of Fig. 4(a) ($L=150$ m) is represented in Fig. 5(a) (blue curve). Roots of Eq. (2) correspond to the crossing of the dispersion relation with horizontal lines (Fig. 5(b)). Similarly to Eq. (1), $m = 0$ corresponds to RRs emitted also in uniform fibers whereas $m \neq 0$ gives the RRs induced by the periodicity. We took an average value for the peak power of the solitons ($P_S = \overline{P_S} = 20$ W) as well as for the deviation of the actual group velocity ($\Delta k_1 = \overline{\Delta k_1} = 4$ fs/m) as they are almost similar, but not perfectly identical, similarly for. As can be seen in Figs 5,

the positions of almost all the RRs are very well predicted by Eq. (2). This proves that these multiple side bands that appear from $L=130$ m in Fig. 4, are indeed multiple RRs induced by the periodic variations of the dispersion of the fiber. The experimental spectrum is superimposed in that figure, and we see that an excellent agreement is achieved with the numerical simulations (red curve).

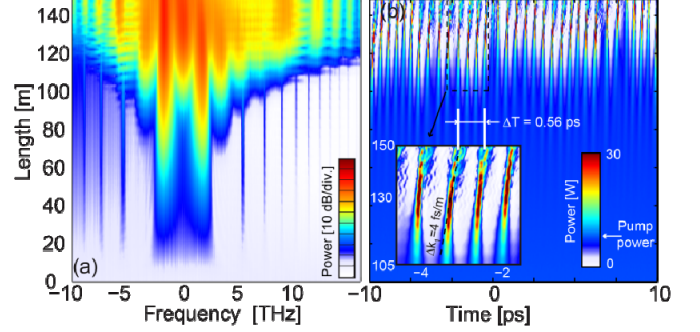


Figure 4: (a) Spectral and (b) temporal evolutions of the input CW field from numerical simulations. Inset : close-up on a few solitons.

These experimental and numerical investigations demonstrate that the perturbation theory developed in the context of the propagation of a single soliton [10] in DOFs is also valid when a train of solitons propagates inside this fiber. The frequency shifts of RRs generated by solitons is accurately predicted by the relation developed in Ref. [10]. Individual solitons in the train that are so close to each others in terms of their parameters that the RRs are generated around the same frequencies.

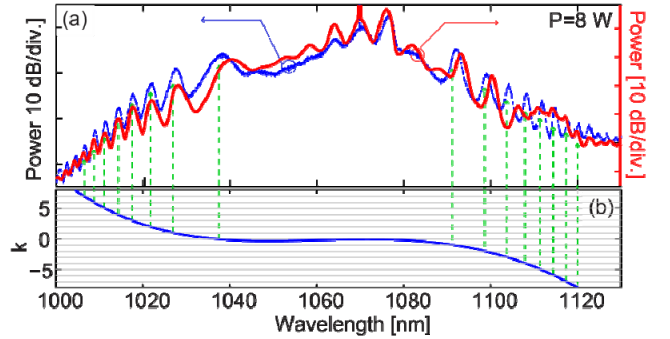


Figure 5: (a) Experimental (red curve) and numerical (blue curve) output spectra for 8 W of pump power. (b) Spectral QPM evolution. The vertical green lines correspond to the MI side lobe positions determined by the graphical solution of Eq. (1).

As a result, each side lobe in the spectral domain is indeed composed of many RRs emitted by each soliton. A similar scenario occurs when a CW field propagates in the anomalous dispersion region of a uniform fiber (see Ref. [14] and chapter 8 of Ref. [5]).

To conclude, we have experimentally and theoretically investigated the propagation of a CW optical field in the average anomalous dispersion of a dispersion oscillating fiber. We have experimentally reported, for the

first time to our knowledge, that MI process either induced by the average negative value of the dispersion or by the periodic variation of the dispersion can be observed simultaneously. We have then demonstrated that the standard MI leads to a train of solitonic pulses that are significantly affected by the periodic variation of the dispersion. As a consequence, they shed energy into multiple resonant radiations on both sides of the spectrum whose positions can be accurately predicted by means of perturbation theory [10].

This work was partly supported by the Agence Nationale de la Recherche through the ANR TOPWAVE and FOPAFE projects, the Labex CEMPI and Equipex FLUX through the Programme d'Investissement d'Avenir, by the French Ministry of Higher Education and Research, the Nord-Pas de Calais Regional Council and Fonds Européen de Développement Régional (FEDER) through the "Contrat de Projets Etat Région (CPER) 2007-2013" and the "Campus Intelligence Ambiante (CIA)", and by the by the Italian Ministry of University and Research (MIUR) under Grant PRIN 2012BFNWZ2.

Bibliography

1. P. K. A. Wai, C. R. Menyuk, Y. C. Lee, et H. H. Chen, *Opt. Lett.* **11**, 464-466 (1986).
2. N. Akhmediev et M. Karlsson, *Phys. Rev. A* **51**, 2602 (1995).
3. F. Benabid, F. Biancalana, P. S. Light, F. Couny, A. Luiten, P. J. Roberts, J. Peng, et A. V. Sokolov, *Opt. Lett.* **33**, 2680-2682 (2008).
4. S. Coen, A. H. L. Chau, R. Leonhardt, J. D. Harvey, J. C. Knight, W. J. Wadsworth, et P. S. J. Russell, *J. Opt. Soc. Am. B* **19**, 753-764 (2002).
5. J. M. Dudley et J. R. Taylor, *Supercontinuum Generation in Optical Fibers*, 1^{re} éd. (Cambridge University Press, 2010).
6. F. R. Arteaga-Sierra, C. Milián, I. Torres-Gómez, M. Torres-Cisneros, A. Ferrando, et A. Dávila, *Opt. Express* **22**, 2451-2458 (2014).
7. C. Milián, A. Ferrando, et D. V. Skryabin, *J. Opt. Soc. Am. B* **29**, 589-593 (2012).
8. M. Billet, F. Braud, A. Bendahmane, M. Conforti, A. Mussot, et A. Kudlinski, *Opt. Express* **22**, 25673 (2014).
9. A. Bendahmane, F. Braud, M. Conforti, B. Barviau, A. Mussot, et A. Kudlinski, *Optica* **1**, 243 (2014).
10. M. Conforti, S. Trillo, A. Mussot, et A. Kudlinski, ArXiv150202266, to appear in *Sci. Rep.* (2015).
11. K. Luo, Y. Xu, M. Erkintalo, et S. G. Murdoch, *Opt. Lett.* **40**, 427-430 (2015).
12. A. Hasegawa, *Opt. Lett.* **9**, 288-290 (1984).
13. G. Agrawal, *Nonlinear Fiber Optics, Fifth Edition*, 5 edition (Academic Press, 2012).
14. A. Mussot, E. Lantz, H. Maillotte, T. Sylvestre, C. Finot, et S. Pitois, *Opt. EXPRESS* **12**, 2838-2843 (2004).
15. F. Matera, A. Mecozzi, M. Romagnoli, et M. Settembre, *Opt. Lett.* **18**, 1499-1501 (1993).
16. M. Droques, A. Kudlinski, G. Bouwmans, G. Martinelli, et A. Mussot, *Opt. Lett.* **37**, 4832 (2012).
17. M. Droques, A. Kudlinski, G. Bouwmans, G. Martinelli, A. Mussot, A. Armaroli, et F. Biancalana, *Opt. Lett.* **38**, 3464-3467 (2013).
18. M. Droques, A. Kudlinski, G. Bouwmans, G. Martinelli, et A. Mussot, *Phys. Rev. A* **87**, 013813 (2013).
19. C. Finot, J. Fatome, A. Sysoliatin, A. Kosolapov, et S. Wabnitz, *Opt. Lett.* **38**, 5361-5364 (2013).
20. X. Wang, D. Bigourd, A. Kudlinski, K. K. Y. Wong, M. Douay, L. Bigot, A. Lerouge, Y. Quiquempois, et A. Mussot, *Opt. Lett.* **39**, 1881 (2014).
21. M. Conforti, F. Baronio, et S. Trillo, *Phys. Rev. A* **89**, 013807 (2014).

1. P. K. A. Wai, C. R. Menyuk, Y. C. Lee, et H. H. Chen, "Nonlinear pulse propagation in the neighborhood of the zero-dispersion wavelength of monomode optical fibers," *Opt. Lett.* **11**, 464-466 (1986).
2. N. Akhmediev et M. Karlsson, "Cherenkov radiation emitted by solitons in optical fibers," *Phys. Rev. A* **51**, 2602 (1995).
3. F. Benabid, F. Biancalana, P. S. Light, F. Couny, A. Luiten, P. J. Roberts, J. Peng, et A. V. Sokolov, "Fourth-order dispersion mediated solitonic radiations in HC-PCF cladding," *Opt. Lett.* **33**, 2680-2682 (2008).
4. S. Coen, A. H. L. Chau, R. Leonhardt, J. D. Harvey, J. C. Knight, W. J. Wadsworth, et P. S. J. Russell, "Supercontinuum generation by stimulated Raman scattering and parametric four-wave mixing in photonic crystal fibers," *J. Opt. Soc. Am. B* **19**, 753-764 (2002).
5. J. M. Dudley et J. R. Taylor, *Supercontinuum Generation in Optical Fibers*, 1^{re} éd. (Cambridge University Press, 2010).
6. F. R. Arteaga-Sierra, C. Milián, I. Torres-Gómez, M. Torres-Cisneros, A. Ferrando, et A. Dávila, "Multi-peak-spectra generation with Cherenkov radiation in a non-uniform single mode fiber," *Opt. Express* **22**, 2451-2458 (2014).
7. C. Milián, A. Ferrando, et D. V. Skryabin, "Polychromatic Cherenkov radiation and supercontinuum in tapered optical fibers," *J. Opt. Soc. Am. B* **29**, 589-593 (2012).
8. M. Billet, F. Braud, A. Bendahmane, M. Conforti, A. Mussot, et A. Kudlinski, "Emission of multiple dispersive waves from a single Raman-shifting soliton in an axially-varying optical fiber," *Opt. Express* **22**, 25673 (2014).
9. A. Bendahmane, F. Braud, M. Conforti, B. Barviau, A. Mussot, et A. Kudlinski, "Dynamics of cascaded resonant radiations in a dispersion-varying optical fiber," *Optica* **1**, 243 (2014).
10. M. Conforti, S. Trillo, A. Mussot, et A. Kudlinski, "Parametric excitation of multiple resonant radiations from localized wavepackets," ArXiv150202266, to appear in *Sci. Rep.* (2015).
11. K. Luo, Y. Xu, M. Erkintalo, et S. G. Murdoch, "Resonant radiation in synchronously pumped passive Kerr cavities," *Opt. Lett.* **40**, 427-430 (2015).
12. A. Hasegawa, "Generation of a train of soliton pulses by induced modulational instability in optical fibers," *Opt. Lett.* **9**, 288-290 (1984).
13. G. Agrawal, *Nonlinear Fiber Optics, Fifth Edition*, 5 edition (Academic Press, 2012).
14. A. Mussot, E. Lantz, H. Maillotte, T. Sylvestre, C. Finot, et S. Pitois, "Spectral broadening of a partially coherent CW laser beam in single-mode optical fibers," *Opt. EXPRESS* **12**, 2838-2843 (2004).
15. F. Matera, A. Mecozzi, M. Romagnoli, et M. Settembre, "Sideband instability induced by periodic power variation in long-distance fiber links," *Opt. Lett.* **18**, 1499-1501 (1993).
16. M. Droques, A. Kudlinski, G. Bouwmans, G. Martinelli, et A. Mussot, "Experimental demonstration of modulation instability in an optical fiber with a periodic dispersion landscape," *Opt. Lett.* **37**, 4832 (2012).
17. M. Droques, A. Kudlinski, G. Bouwmans, G. Martinelli, A. Mussot, A. Armaroli, et F. Biancalana, "Fourth-order dispersion mediated modulation instability in dispersion oscillating fibers," *Opt. Lett.* **38**, 3464-3467 (2013).
18. M. Droques, A. Kudlinski, G. Bouwmans, G. Martinelli, et A. Mussot, "Dynamics of the modulation instability spectrum in optical fibers with oscillating dispersion," *Phys. Rev. A* **87**, 013813 (2013).
19. C. Finot, J. Fatome, A. Sysoliatin, A. Kosolapov, et S. Wabnitz, "Competing four-wave mixing processes in dispersion oscillating telecom fiber," *Opt. Lett.* **38**, 5361-5364 (2013).
20. X. Wang, D. Bigourd, A. Kudlinski, K. K. Y. Wong, M. Douay, L. Bigot, A. Lerouge, Y. Quiquempois, et A. Mussot, "Correlation between multiple modulation instability side lobes in dispersion oscillating fiber," *Opt. Lett.* **39**, 1881 (2014).
21. M. Conforti, F. Baronio, et S. Trillo, "Resonant radiation shed by dispersive shock waves," *Phys. Rev. A* **89**, 013807 (2014).